



ONKOLOŠKI
INŠTITUT
LJUBLJANA

INSTITUTE
OF ONCOLOGY
LJUBLJANA

EPIDEMIOLOGIJA IN REGISTER RAKA
EPIDEMIOLOGY AND CANCER REGISTRY

REGISTER RAKA ZA SLOVENIJO
CANCER REGISTRY OF SLOVENIA

INCIDENCA RAKA V SLOVENIJI CANCER INCIDENCE IN SLOVENIA

2005

Poročilo RR št. 47
Report No. 47

LJUBLJANA 2008

ISSN 1318-2471



ONKOLOŠKI
INŠTITUT
LJUBLJANA

INSTITUTE
OF ONCOLOGY
LJUBLJANA

EPIDEMIOLOGIJA IN REGISTER RAKA
EPIDEMIOLOGY AND CANCER REGISTRY

REGISTER RAKA ZA SLOVENIJO
CANCER REGISTRY OF SLOVENIA

INCIDENCA RAKA V SLOVENIJI CANCER INCIDENCE IN SLOVENIA

2005

Poročilo RR št. 47
Report No. 47

Ljubljana 2008

ISSN 1318-2471

Uredniški odbor / Editorial Board

Maja Primic Žakelj, glavna urednica / editor-in-chief
Matej Bračko
Marko Hočevar
Vera Pompe-Kirn
Primož Strojjan
Vesna Zadnik
Branko Zakotnik
Tina Žagar

Računalniška obdelava / EDP analysis

Jurij Modic
Vesna Zadnik
Tina Žagar

Priprava za tisk in tisk / Typesetting and printing

Tiskarna Pleško d.o.o.

Izdajatelj / Published by

Onkološki inštitut Ljubljana / Institute of Oncology Ljubljana, Slovenia

Naklada / Published in

500 izvodov / 500 copies

Nasvet za citiranje / Recommended reference

Incidenca raka v Sloveniji 2005. Ljubljana: Onkološki inštitut Ljubljana, Register raka za Slovenijo, 2008.

Cancer Incidence in Slovenia 2005. Ljubljana: Institute of Oncology Ljubljana, Cancer Registry of Slovenia, 2008.

Osebe Registra raka / Staff of the Cancer Registry

Maja Primic Žakelj, vodja / head
Barbara Babuder, Mojca Brus, Andrej Kirn, Andrej Krašovec, Neža Milčič, Darja Strle,
Fani Škrlec, Nataša Šturm, Julij Vertačnik in Tina Žagar

Naslov / Correspondence to

Register raka za Slovenijo / Cancer Registry of Slovenia
Onkološki inštitut Ljubljana / Institute of Oncology Ljubljana
Zaloška c. 2, 1001 Ljubljana, p.p. 2217, Slovenija
Telefon / Phone: + 386 1 5879 450
E-pošta / E-mail: register@onko-i.si
Spletna stran / Web site:
<http://www.onko-i.si/rrs/>
<http://www.onko-i.si/crs/>

VSEBINSKO KAZALO / CONTENTS

Stran / Page

Uvod in pojasnila / Introduction and Comments	5
Tabela A Breme raka – Slovenija 2005	
Table A Cancer burden – Slovenia 2005.....	16
Tabela B Prevalenca glede na obdobje opazovanja – Slovenija, 31. 12. 2005	
Table B Prevalence by period of observation – Slovenia, December 31, 2005.....	16
Tabela C Štabilnost podatkov – število in odstotek novih primerov raka, prijavljenih po izdaji letnega poročila, po obdobju – Slovenija, 1965–2004	
Table C Data stability – number and percentage of new cases reported after the publication of annual reports by time period – Slovenia, 1965–2004.....	16
Tabela D Opazovana in napovedana incidenca raka – Slovenija, 1996–2005 in 2008	
Table D Observed and predicted cancer incidence – Slovenia, 1996–2005 and 2008.....	17

Slike / Figures

1 Najpogostejše lokacije raka po spolu in pri obeh spolih skupaj – Slovenija 2005 The leading cancer sites by sex and for both sexes together – Slovenia, 2005	18
2 Odstotni delež vseh rakov po starostnih skupinah in spolu – Slovenija 2005 Percentage distribution of all cancer sites by age groups and by sex – Slovenia 2005.....	19
3 Najpogostejše rakave bolezni po starostnih skupinah in spolu – Slovenija 2001–2005 The leading cancer sites by age groups and by sex – Slovenia 2001–2005.....	20
4 Groba in kumulativna letna incidenčna stopnja vseh rakov po spolu – Slovenija 1950–2005 Crude and cumulative annual cancer incidence rate for all sites by sex – Slovenia 1950–2005.....	22
5 Groba letna incidenčna stopnja izbranih rakov po spolu – Slovenija 1950–2005 Crude annual cancer incidence rate for selected primary sites by sex – Slovenia 1950–2005.....	23
6 Vsi raki (C00–C96), moški – Slovenija, 2001–2005 All sites (C00–C96), males – Slovenia, 2001–2005.....	24
7 Vsi raki (C00–C96), ženske – Slovenija, 2001–2005 All sites (C00–C96), females – Slovenia, 2001–2005.....	25
8 Vsi raki brez nemelanomskih kožnih rakov (C00–C96 brez C44), moški – Slovenija, 2001–2005 All sites, non-melanoma skin cancer excluded (C00–C96, C44 excluded), males – Slovenia, 2001–2005.....	26
9 Vsi raki brez nemelanomskih kožnih rakov (C00–C96 brez C44), ženske – Slovenija, 2001–2005 All sites, non-melanoma skin cancer excluded (C00–C96, C44 excluded), females – Slovenia, 2001–2005.....	27
10 Kumulativno tveganje izbranih rakov do starosti 64 let, 74 let in doživljenjsko po spolu – Slovenija, 2001–2005 Cumulative risk of developing selected cancers till the age 64, 74 and over the entire life-span by sex – Slovenia, 2001–2005.....	28
11 Pet-letno relativno preživetje (s 95 % intervalom zaupanja) bolnikov, zbolelih za izbranimi raki v letih 1995–1999 in 2001–2005 po spolu Five-year relative survival (with 95% confidence interval) of patients diagnosed with selected cancers in periods 1995–1999 and 2001–2005 by sex.....	30

Tabele / Tables

1	Prebivalstvo po starosti in spolu – Slovenija, 30. 06. 2005*	32
	Population by age and by sex – Slovenia, June 30, 2005*	
2	Prebivalstvo po statističnih regijah in spolu – Slovenija, 30. 06. 2005*	33
	Population by statistical regions and by sex – Slovenia, June 30, 2005*	
3	Incidenca raka glede na način postavitve diagnoze po lokaciji in spolu – Slovenija 2005	34
	Cancer incidence according to basis of diagnosis by site and by sex – Slovenia 2005	
4a	Incidenca raka po lokaciji (MKB-10), spolu in starosti – Slovenija 2005	40
	Cancer incidence by site (ICD-10), by sex and by age – Slovenia 2005	
4b	Incidenca raka po lokaciji (MKB-8), spolu in starosti – Slovenija 2005	44
	Cancer incidence by site (ICD-8), by sex and by age – Slovenia 2005	
5	Groba in starostno specifična incidenčna stopnja na 100.000 prebivalcev ter kumulativna stopnja (KS) po lokaciji in spolu – Slovenija 2005	47
	Crude and age specific cancer incidence rate per 100,000 and cumulative rate (CR) by site and by sex – Slovenia 2005	
6a	Incidenca najpogostejših lokacij raka po statističnih regijah in spolu – Slovenija 2005	54
	Incidence of most frequent cancer sites by statistical regions and by sex – Slovenia 2005	
6b	Starostno standardizirana* incidenčna stopnja najpogostejših lokacij raka po statističnih regijah in spolu – Slovenija 2005	55
	Age standardised* incidence rate of most frequent cancer sites by statistical regions and by sex – Slovenia 2005	
7	Incidenca histološko (H) in citološko (C) potrjenih primerov raka po histološki vrsti in lokaciji – Slovenija 2005	56
	Incidence of histologically (H) and cytologically (C) confirmed cancer cases by histological type and by site – Slovenia 2005	
8	Incidenca ne-Hodgkinovih limfomov* po lokaciji, spolu in starosti – Slovenija 2005	65
	Incidence of non-Hodgkin's malignant lymphomas* by site, by sex and by age – Slovenia 2005	
9	Incidenca raka po bolnišnicah ugotovitve diagnoze ter število in odstotek* primerov, napotenih na Onkološki inštitut Ljubljana (OI) – Slovenija 2005	66
	Cancer incidence by reporting hospitals, and number and percentage* of cases referred to the Institute of Oncology Ljubljana (IO) – Slovenia 2005	
10	Incidenca raka (brez primerov registriranih samo iz zdravniških poročil o vzroku smrti) po stadiju, lokaciji in spolu – Slovenija 2005	68
	Cancer incidence (without cases registered from death certificates only) by stage, by site and by sex – Slovenia 2005	
11	Umrljivost za rakom po lokaciji, spolu in starosti – Slovenija 2005*	72
	Mortality by site, by sex and by age – Slovenia 2005*	
12	Prevalenca po spolu in izbrani primarni lokaciji – Slovenija, 31. 12. 2005	77
	Prevalence of cancer patients by sex and by selected primary site – Slovenia, December 31, 2005	
	Izbor publikacij / Selected publications	78

UVOD

Register raka za Slovenijo (Register) je eden najstarejših populacijskih registrov v Evropi. Ustanovljen je bil leta 1950 na Onkološkem inštitutu v Ljubljani kot posebna služba za zbiranje in obdelavo podatkov o incidenci raka in preživetju bolnikov z rakom. Pred letom 1950 so bili populacijski registri raka le v Hamburgu, na Danskem in v Veliki Britaniji. Od ustanovitve do leta 1975 je Register vodila pokojna profesorica dr. Božena Ravnihar, dolgoletna direktorica Onkološkega inštituta. Njeno delo je nato prevzela profesorica dr. Vera Pompe Kirn, ki je do leta 2003 skrbela za nadaljnje uveljavljanje Registra v domačem in mednarodnem merilu. Tega leta je Onkološki inštitut dobil nov statut, ki je združil Register z Enoto za epidemiologijo v enotno službo Epidemiologija in register raka. V njej so poleg Registra še bolnišnični register Onkološkega inštituta, oddelek za epidemiologijo, kjer tečejo epidemiološke raziskave, in Register organiziranega presejanja za raka materničnega vratu (ZORA) s koordinacijo tega presejalnega programa.

Prijavljanje raka je v Republiki Sloveniji obvezno in zakonsko predpisano že od ustanovitve Registra (Ur. l. SRS, št. 10/50, št. 29/50, št. 14/65, št. 1/80, št. 45/82, št. 42/85; Ur. l. RS, št. 9/92 in št. 65/00). Zbrani podatki so podlaga za ocenjevanje bremena rakavih bolezni v državi, za načrtovanje in ocenjevanje onkološkega varstva na področju primarne in sekundarne preventive, diagnostike, zdravljenja in rehabilitacije, za načrtovanje zmogljivosti in sredstev, ki so potrebni za obvladovanje rakavih bolezni (osebje, medicinska oprema, posteljne zmogljivosti), ter za klinične in epidemiološke raziskave v Sloveniji in v sklopu širših mednarodnih raziskav.

Populacijski register raka opravičuje svoj obstoj, če se zbrani podatki tudi redno obdelujejo, objavljajo in uporabljajo. Ena izmed stalnih oblik vračanja obdelanih informacij so letna poročila. Ker je virov informacij več, je čas, potreben za dokončanje zbirke, povezano in objavo podatkov pri nas in po svetu daljši, običajno 2 do 3 leta. Sedanje poročilo prikazuje podatke o novih primerih, registriranih v letu

INTRODUCTION

The Cancer Registry of Slovenia (Registry) is one of the oldest population based registries in Europe. It was founded in 1950 at the Institute of Oncology Ljubljana (Institute) as a special service for collecting and processing data on cancer incidence and cancer patients' survival. Before 1950, population based registries existed only in Hamburg, Denmark and in Great Britain. From its foundation and until 1975, the Registry was headed by the late Professor Božena Ravnihar who was also director general of the Institute for almost 20 years. At the Registry she was succeeded by Professor Vera Pompe-Kirn, who carried on her work until 2003 and contributed a lot to the further development of the Registry as well as its recognition at the national and international level. In 2003, a new Statute was adopted by the Institute that enacted the merging of the Registry and Epidemiology Unit in a single service, Epidemiology and Cancer Registry. The new service comprises, besides Cancer Registry of Slovenia, also the hospital-based Cancer Registry of the Institute, Epidemiology Unit for epidemiologic studies and Cervical Cancer Screening Registry (ZORA), a unit that is also in charge of coordinating the nationally organised cervical cancer screening programme.

Notification of cancer has been compulsory in Slovenia since the foundation of the Registry and prescribed by law (Official Gazette of SRS, No. 10/50, No. 29/50, No. 14/65, No. 1/80, No. 45/82, No. 42/85; Official Gazette of RS, No. 9/92 and No. 65/00). The data collected serve as the basis for assessing the cancer burden in the country, for programming and evaluating primary prevention, diagnosis, treatment and rehabilitation, planning facilities and funding needed for cancer control (personnel, equipment and hospital capacities) as well as for clinical and epidemiological research in Slovenia and in international multicentric studies.

The existence of a population-based cancer registry is justified only by regular processing, publishing and using the data collected. The Registry's Annual Reports are one of the regular ways of disseminating information. Because

2005. Za osnovno informacijo o tem, kakšno incidenco pričakujemo leta 2008, dodajamo s posebno statistično metodo ocenjeno napoved za leto 2008.

Register je prva letna poročila izdajal že v letih 1953–1957 za leta 1951–1955. Prva analiza podatkov za leto 1950 je bila objavljena v **Zdravstvenem vestniku** leta 1951. Podatki za leta 1957–1971 so bili objavljani v periodičnih publikacijah Svetovne zdravstvene organizacije **Epidemiological and Vital Statistics** in v **World Health Statistics Report**. Od leta 1965 so bili podatki spet redno objavljani v posebnih letnih poročilih z naslovom **Rak v Sloveniji** (1965–1977) in **Incidenca raka v Sloveniji** (1978–2003), in sicer v slovenskem in angleškem jeziku. Za vsebino publikacije skrbi uredniški odbor, v katerem smo zbrani specialisti raznih vej onkologije. Glede na želje in pripombe uporabnikov letna poročila iz leta v leto dopolnjujemo, hkrati pa poskrbimo, da ostajajo objavljeni podatki primerljivi.

Incidenca raka je po svetu zelo različna, za raziskovanje teh razlik pa so ključni kakovostni podatki. Prav zato so bili in so naši podatki o incidenci raka zanimivi tudi za svet. Leta 1957 je izšlo prvo obsežnejše poročilo za leta 1950–1955 v angleščini. Podatke za leta 1956–60, 1961–65, 1968–72, 1973–76, 1978–81, 1982–87, 1988–92 in 1993–97 so objavili tudi v vseh osmih zvezkih knjige **Cancer Incidence in Five Continents**, ki jo izdaja Mednarodna agencija za raziskovanje raka. Podatki o incidenci in umrljivosti za rakom so vključeni tudi v mednarodne podatkovne baze **EUROCIM, GLOBOCAN, ACCIS**, preživetje slovenskih bolnikov pa je obdelano v mednarodnih študijah **EUROCARE II, EUROCARE III** in **EUROCARE IV**.

Zbrane podatke v Registru obdelujemo in pojasnjujemo v skladu s trenutno perečo problematiko v Sloveniji, z lastnim raziskovalnim programom in s predlogi uporabnikov. Izsledke objavljamo v člankih v domačem in tujem strokovnem in poljudnem tisku. Izdane so tudi tri knjige: **Zemljevidi incidence raka v Sloveniji 1978–1987**, **Preživetje bolnikov z rakom v Sloveniji 1963–1990** in **Preživetje bolnikov z rakom v Sloveniji 1983–1997**. Seznam drugih pomembnejših del, objavljenih v zadnjih petih letih, je v dodatku na koncu poročila.

of a variety of data sources, data collection, their linking and publication is rather time consuming (with us and elsewhere) and usually takes two to three years. As preliminary information on expected incidence in 2008, predicted numbers and rates are presented in this report.

The first annual reports of the Registry for the period 1951–1955 were issued during the years 1953–1957. The first data analysis for the year 1950 was published in **Zdravstveni vestnik** in 1951. The data for the period 1957–1971 were appearing in the periodicals **Epidemiological and Vital Statistics Report** and **World Health Statistics Report**, both edited by World Health Organization. From 1965 onwards, the data have been appearing regularly in special bilingual (Slovene-English) annual reports, first entitled **Cancer in Slovenia** (1965–1977), and then **Cancer Incidence in Slovenia** (1978–2003). The editorial board, responsible for the contents of the report, consists of experts of different specialties in oncology. Our endeavours have always been directed towards further improvement of these publications, by taking into account as much the requests and comments of the users as the comparability of the data from year to year.

There are great differences in cancer incidence among different populations and to evaluate them, good quality data are needed from different parts of the world. That is why our data on cancer incidence have always been interesting also for professional public abroad. In 1957, the first comprehensive report, covering the period 1950–1955, was issued in English under the title **Cancer in Slovenia 1955**. The data for the periods 1956–60, 1961–65, 1968–72, 1973–76, 1978–81, 1982–87, 1988–92 and 1993–97 were published in all eight volumes of the **Cancer Incidence in Five Continents** issued by International Agency for Research on Cancer. The data on cancer incidence and mortality are also included in international databases **EUROCIM, GLOBOCAN, ACCIS**. The survival of Slovenian cancer patients is analysed in the international studies **EUROCARE II, EUROCARE III** and **EUROCARE IV**.

The data collected have been processed in accordance with the current problems in

Letošnje poročilo je v celoti dostopno v elektronski obliki na spletni strani Onkološkega inštituta Ljubljana: <http://www.onko-i.si/rrs>.

Slovenia, as well as with respect to our research program and suggestions from our users. These data are published in national and foreign medical literature and as publications for lay readers. Three special publications are **Atlas of Cancer Incidence in Slovenia 1978–1987**, **Cancer Patients' Survival in Slovenia 1963–1990** and **Cancer Patients' Survival in Slovenia 1983–1997**. The list of other relevant publications in last five years is at the end of this report.

The current annual report is available in pdf format on website of the Institute of Oncology Ljubljana: <http://www.onko-i.si/crs>.

GRADIVO IN METODE

Osnovni vir podatkov so prijavnice rakave bolezni. Registru jih pošiljajo iz vseh bolnišnic in diagnostičnih centrov v Sloveniji, iz ordinacij osnovnega zdravstvenega varstva pa le izjemoma, če bolnik ni napoten na nadaljnje preiskave in/ali zdravljenje. Dodatni vir podatkov so zdravniška poročila o vzroku smrti in obdukcijski zapisniki z diagnozo maligne bolezni. Zbiranje podatkov za to letno poročilo smo zaključili 15. februarja 2008.

Zanesljivost podatkov osvetljujeva dva kazalca: odstotni delež mikroskopsko (histološko ali citološko) potrjenih primerov in odstotni delež raka, registriranega samo iz zdravniških poročil o vzroku smrti (tabela 3). Majhen delež primerov, prijavljenih po izdaji letnega poročila v raznih časovnih obdobjih kaže, da do izdaje poročila registriramo večino novih primerov raka (tabela C).

Od leta 1993 je obvezno prijavljanje sprememb materničnega vratu, označenih kot CIN III (šifra 219 po 8. reviziji MKB), dotlej pa so se registrirale le spremembe, označene v tabelah s šifro 234.0 (karcinom in situ). Primerjava s podatki za obdobje 1961–1992 tako ni možna. Po 10. reviziji MKB so vse intraepiteljske spremembe materničnega vratu uvrščene v šifro D06. Od leta 1995 registriramo tudi prijavljene intraepiteljske karcinome mehurja in maligne melanome Clark I.

Za razvrščanje neoplazem po lokacijah Register od leta 1997 uporablja **10. revizijo Mednarodne**

MATERIAL AND METHODS

The main sources of data are notifications gathered from all hospitals and diagnostic centres in Slovenia, exceptionally also from primary health care centres in case the patient was not referred for further diagnostic investigations and/or treatment. This information is completed by death certificates and autopsy protocols stating cancer diagnosis. The collection of data for the current report was completed on February 15, 2008.

The reliability of information can be assessed by two parameters: the percentage of microscopically (histologically or cytologically) confirmed cases and by the percentage of cancer cases registered on the basis of death certificates only (Table 3). The small and stable proportion of cases registered after the publication of annual reports shows that the majority of cases are reported to the Registry by the time of the publication of annual reports (Table C).

In 1993, compulsory registration of all cervical intraepithelial dysplasias classified as CIN III was introduced (code 219 according to ICD-8). Till then, only carcinoma in situ (code 234.0) was registered. Thus, the comparison with the data for the period 1961–1992 is not possible. According to ICD-10, all cervical intraepithelial neoplasms (in situ and CIN III) are coded as D06. Since 1995, the number of all reported intraepithelial carcinomas of the bladder and all malignant melanomas Clark I have been registered.

Klasifikacije bolezni, poškodb in vzrokov smrti, do takrat pa je uporabljal osmo. Za vse, ki želijo primerjati podatke iz prejšnjih poročil, je dodana tabela 4b. Klasifikaciji različno uvrščata bolezni med maligne, zato število novih primerov raka po obeh klasifikacijah ni enako.

Prav pri uvrščanju med maligne bolezni je treba opozoriti še na klasifikacijo za morfologijo neoplazem, za katero uporabljamo morfološki del **Mednarodne klasifikacije bolezni za onkologijo**, od poročila za leto 2001 **tretjo izdajo**. V tej izdaji je spet nekaj sprememb, tudi katere histološke vrste sodijo med maligne. Po tretji reviziji so med maligne uvrščene kronične mieloproliferativne bolezni in mielodisplastični sindromi (sedaj v topografski šifri C96.7). V skladu z novimi pravili tudi mejno malignih ovarijskih tumorjev ne uvrščamo več v kategorijo C56, pač pa v D39.1.

Opozarjamo še, da so v tabeli 7 histološke vrste razvrščene po tretji reviziji morfološkega dela Mednarodne klasifikacije bolezni za onkologijo in združene v drugačne skupine kot v poročilih za leto 2000 in leta pred njim.

V tabeli 6 smo do letnega poročila 2002 prikazovali podatke po devetih zdravstvenih regijah. V skladu z Uredbo o standardni klasifikaciji teritorialnih enot – SKTE, ki predpisuje sistematično členitve ozemlja Slovenije na 11 ravneh, smo se odločili, da v tej tabeli in regijskih primerjavah uporabimo raven SKTE-3, 12 statističnih regij. Podatke pa še vedno lahko preuredimo do ravni upravnih enot.

Za napoved incidence v letu 2008 je uporabljena metoda po Dybi in Hakulinenu, ki je primerna za oceno incidence v krajšem časovnem obdobju, saj upošteva samo obdobje diagnoze in starost; pri dolgoročnejših napovedih pa je treba upoštevati tudi vpliv rojstne kohorte.

DEFINICIJE

Incidenca pomeni število vseh v enem koledarskem letu na novo ugotovljenih primerov raka v točno določeni populaciji. V incidenco ne

Since 1997, cancer sites are coded according to the 10th revision of the **International Statistical Classification of Diseases and Related health Problems** (ICD-10); before, the 8th revision was used (ICD-8). As in earlier reports, Table 4b contains also the data coded according to the 8th revision in order to allow the comparison with the earlier reports. There are differences in coding neoplasms as malignant or benign according to both classifications, so, according to the two classifications, the number of new cancer cases is not equal.

When classifying tumours as malignant, the behaviour digit of the morphology code of the **third edition of International Classification of Diseases for Oncology** is used in the current annual report. In this edition, some changes were introduced in terms of morphology and behaviour code. According to this classification, chronic myeloproliferative disorders and myelodysplastic syndromes are classified as malignant (topography code C96.7), while ovarian tumours of borderline malignancy are currently coded as D39.1 (and not C56).

It should be noted that in Table 7 the morphology codes are grouped in different categories as in reports 2000 and previous and are adapted to the third revision of morphology part of International Classification of Diseases for Oncology.

Till Annual Report 2002, the data in Table 6 have been presented by 9 health regions. The new law on regional division of Slovenia introduced the system of eleven levels. So, 12 statistical regions have been chosen to present the data in Table 6.

The method by Dyba and Hakulinen was used for predictions of incidence in 2008. It is suitable for predictions in shorter time period, taking into account the period of diagnosis and age structure of population. For long-term predictions the cohort effect should be included also.

DEFINITIONS

Incidence is the number of newly diagnosed cancer cases in a defined population, reported to the Registry for a given calendar year. New

štejemo novih primarnih rakov parnega organa iste lokacije, če je bila histološka vrsta obeh rakov, npr. leve in desne dojke, enaka. Prav tako v incidenco ne štejeemo novega pojava raka iste histološke vrste na istem organu, npr. multiple lezije v debelem črevesu. V incidenco so vključeni primeri bolezni bolnikov s stalnim bivališčem na območju Republike Slovenije, ne glede na to, kje so bili ti bolniki zdravljeni.

Prevalenca je število vseh živih bolnikov z rakom na določen datum ne glede na leto diagnoze.

Groba incidenčna stopnja je število novih primerov na 100.000 oseb opazovane populacije; **starostno specifična stopnja** pove to relativno število v posamezni petletni starostni skupini.

Če analiziramo incidenco v daljšem časovnem obdobju (če se starostna struktura prebivalstva v času spreminja) ali če primerjamo incidenco med populacijami z različno starostno strukturo, je treba uporabiti eno od metod starostne standardizacije. **Starostno standardizirana stopnja** je teoretična incidenčna stopnja, pri kateri predpostavimo, da je starostna struktura opazovane populacije enaka starostni strukturi v standardni populaciji. Na slikah 6 do 9 smo za verodostojnejšo primerjavo incidenčnih in umrljivostnih stopenj z državami v Evropi ali po svetu pri neposredni metodi starostne standardizacije uporabili svetovni standard, v tabeli 6b pa je za primerjavo incidenčnih stopenj med slovenskimi statističnimi regijami za standard uporabljena starostna struktura prebivalcev Slovenije ob popisu leta 2002.

Kumulativna incidenčna stopnja (KS) (v zadnjem stolpcu tabele 5) je petkratna vsota starostno specifičnih incidenčnih stopenj po petletnih starostnih skupinah do 74. leta starosti, preračunana na 100 prebivalcev. Je poseben primer neposredne starostne standardizacije, kjer je standardna populacija v vseh starostnih skupinah enaka, zato vrednost ni odvisna od izbora standarda. Kumulativno incidenčno stopnjo smo uporabili tudi za prikaz časovnega trenda incidence v spodnjem delu slike 4. Primerjava z obliko krivulje grobe incidenčne stopnje (zgornji del slike 4) kaže, da povečevanja incidence raka ne moremo

primary cancers of the same histology in paired organs, e. g. on the left and right breast, are not comprised in the incidence figures, neither are any new cancers of the same histology appearing in the same organ, e.g. multiple lesions of the colon. The incidence includes only the data on patients with permanent residence in Slovenia, regardless of the place of treatment.

Prevalence is the number of all surviving cancer patients, irrespective of the year of diagnosis.

Crude incidence rate is the number of new cases per 100,000 population, while the **age specific rate** expresses this relative number in an individual five-year age group.

When analysing the incidence rate within longer time period (if the age structure of population changes) or comparing the incidence between populations with different age structure, age standardisation is needed to adjust the rate for the effect of age. **The age-standardised rate** is a theoretical incidence rate assuming that the age structure in the observed population is the same as in the standard population. In Figures 6–9, the World standard population was used in direct standardisation for better comparison of Slovenian data with those from other countries in the World, while in Table 6b the standard is age structure of Slovenian 2002 census population.

The cumulative incidence rate (the last column in Table 5) is five times the sum of the age-specific incidence rates over five-year age groups up to the age of 74 years, calculated per 100 population. The cumulative rate can be interpreted as a form of direct age-standardization with the same standard population size in each age group. Thus, it avoids the arbitrary choice of standard population. The cumulative incidence rate was also used to present the incidence time trend in the lower part of the Figure 4. The comparison to the curves of crude incidence per 100,000 population (upper part of Figure 4) indicates that the increasing cancer incidence rate in both sexes cannot be attributed only to the aging of Slovenian population, but also to additional risk factors.

The cumulative risk (presented on Figures 6-10) is the risk an individual would have of develop-

pripisati le staranju prebivalstva v Sloveniji, ampak da k rasti incidence prispevajo še drugi nevarnostni dejavniki.

Kumulativno tveganje (KT) (prikazano na slikah 6 do 10) je verjetnost posameznika, da zbolí za rakom v izbranem starostnem obdobju, npr. do 74. leta starosti, če ne umre prej zaradi drugih vzrokov. Kumulativno tveganje izražamo v odstotkih. Če je kumulativna incidenčna stopnja manjša kot 10/100, jo lahko uporabimo za približek kumulativnemu tveganju. Pri večjih kumulativnih stopnjah pa kumulativno tveganje izračunamo iz kumulativne stopnje po obrazcu: $KT = 100 (1 - e^{-KS/100})$.

Kumulativno incidenčno stopnjo raka dojk pri ženskah 7,1/100 tako lahko uporabimo za oceno kumulativnega tveganja raka dojk, ki je v tem primeru 7,1-odstotno. To pomeni oceno, da bo 7,1 % deklic, rojenih leta 2005, (ali približno ena od 14) do 74. leta starosti verjetno zbolelo za rakom dojk.

Relativno preživetje pomeni razmerje med opazovanim preživetjem proučevane skupine in preživetjem, ki bi ga pričakovali pri enako stari skupini istega spola v slovenski populaciji. Je približek preživetja bolnikov v primeru, da bi upoštevali kot vzrok smrti samo izbranega raka. Izračunano je s paketom relsurv v programu R.

POJASNILA

Tabeli A, B in slika 1 prikazujejo osnovne podatke o bremenu raka v Sloveniji: število vseh zbolelih in umrlih za rakom v letu 2005, prevalenco in najpogostejše rakave bolezni po spolu in pri obeh spolih skupaj. V letu 2005 je pri moških prvič doslej največ raka prostate in ne več pljučnega. V **tabeli D** je prikazana incidenca in povprečna letna incidenčna stopnja vseh in izbranih rakov v dveh 5-letnih obdobjih 1996–2000 in 2001–2005. Pomembne so **napovedane vrednosti za leto 2008** s 95-odstotnim napovednim intervalom.

Sliki 2 in 3 opozarjata na različno breme raka v raznih življenjskih obdobjih. Rak je skoraj izjema pri mladih do 19 let; če pa zbolijo, najpogosteje zbolijo za levkemijo. Manj kot 3 % vseh rakov je med 20. in 34. letom starosti, ko je pri moških

ing the disease in question during a certain age period if no other causes of death were in operation. The cumulative risk is expressed per 100 (per cent). If cumulative rate is lower than 10/100, its value is practically equal to that of the cumulative risk. When cumulative rate is greater than 10/100, it should be calculated according to the following formula: $CR = 100 (1 - e^{-KS/100})$.

For example, the cumulative risk (0–74) of 7.1/100 for breast cancer in females means that 7.1% of women born in 2005 (approximately each 14th woman) are expected to develop breast cancer by their age of 75 in the absence of any other cause of death.

Relative survival is the ratio of the observed actual survival and the survival in same observation period, expected in general population of Slovenia with respect to age and sex. It is approximation of cancer cause specific survival. It has been calculated with the package relsurv in the programme R.

COMMENTS

Tables A and B and Figure 1 present the basic data on cancer burden in Slovenia: the number of new, deceased and prevalent cancer patients in 2005 and the most frequent cancer sites by sex and both sexes combined. In **Table D**, incidence and average crude incidence rate in two 5-year periods (1996–2000 and 2001–2005) is presented together with **predicted values for 2008** with 95% prediction interval.

Figures 2 and 3 point to the different proportion of cancer in different age groups; cancer is more an exception till the age of 19, with leukaemia being the most frequent cancer. Less than 3% of all cancer is in the age group 20–34, where the most frequent is testicular cancer in males and cervical in females. Lung

najpogostejši rak mod, pri ženskah pa rak materničnega vratu. Pljučni rak pri moških in rak dojke pri ženskah sta na prvem mestu med 35. in 69. letom starosti, po 70. letu pa pri moških vodi rak prostate, pri ženskah pa kožni rak. Več kot tri četrtine vseh rakov je pri bolnikih, starejših od 50 let. Medtem ko med 35. in 49. letom zbolijo za rakom nekaj več žensk kot moških, se med 50. in 74. letom to razmerje obrne; delež zbolelih je spet večji med ženskami po 75. letu starosti, tudi zato, ker je njihova pričakovana življenjska doba daljša.

Sliki 4 in 5 kažeta trend incidence vseh in izbranih rakov po spolu. Pri grafičnih prikazih so v eno skupino združeni rak debelega črevesa in danke in v drugo rak ust, žrela in grla (glava in vrat).

Na **slikah 6 in 7** so pomembnejši epidemiološki podatki o vseh rakavih boleznih skupaj, ločeno za moške in ženske. Za verodostojnejšo primerjavo incidenčnih in umrljivostnih stopenj z državami v Evropi ali po svetu smo pri neposredni metodi starostne standardizacije uporabili svetovni standard. Ker je v tem standardu delež starejšega prebivalstva relativno manjši kot v slovenskem prebivalstvu, so te stopnje večinoma manjše od grobih. Za razliko od lanskega letnega poročila smo tokrat namesto kumulativne stopnje objavili kumulativno tveganje. Na **slikah 8 in 9** smo prikazali iste epidemiološke podatke o raku, vendar brez nemelanomskih kožnih rakov (C44 po MKB-10), da je lažja primerjava s tistimi registri raka, ki tega raka ne registrirajo. Razlike so predvsem pri relativnem 5-letnem preživetju, ki je v tem primeru manjše, saj ne upoštevamo bolnikov z nemelanomskim kožnim rakom, pri katerih je bolezen večinoma odkrita v omejenem stadiju.

Slika 10 prikazuje **kumulativno tveganje** izbranih rakov do starosti 64 let, 74 let in dosmrtno, ločeno za moške in ženske. Da je rak izrazito bolezen starejših, lahko vidimo že na **sliki 2**. Skoraj 17 % moških bo verjetno zbolelo za eno od rakavih bolezni do 64. leta starosti in kar 54 % do konca svojega življenja. Pri ženskah je ogroženost malo manjša; dobrih 15 % jih bo verjetno zbolelo do 64. leta starosti in 38 % do konca svojega življenja. Razlike so tudi med posameznimi raki; kumulativno tveganje raka

in moških in breast in females are the most frequent cancer sites in the age group 35–69; after the age of 70, in males prostate is the most frequent cancer site while non-melanoma skin is in females. More than three quarters of all cancer cases occur in patients older than 50 years. The proportion of new cancer patients is a bit higher among females in the age group 35–49, while this ratio is reversed between the age of 50–74 years. After the age of 75, there is again a higher proportion of cancer among females, also because of their longer life expectancy.

Figures 4 and 5 show the incidence trends for all and selected cancers by sex. In graphical presentations, colon and rectal cancers are grouped in one category as colorectal, as well as oral, pharyngeal and laryngeal cancers as head and neck.

Figures 6 and 7 show some important epidemiological data on all cancers combined. In these figures, direct age standardization using the World standard population was applied for valid comparison of incidence and mortality rates with other countries. As in this standard, the proportion of older population is relatively smaller as in Slovenian population, these rates are in general lower than the crude ones. There cumulative risks and not rates are presented this year. In **Figures 8 and 9** there is the same epidemiological summary for all sites with non-melanoma skin cancer excluded (C44 according to ICD-10) for easier comparison with those cancer registries who do not register non-melanoma skin cancer at all. 5-year relative survival is much lower in this case which is mainly due to the difference in survival of non-melanoma skin cancer patients since their illness is generally discovered in localized stage having good prognosis.

Figure 10 shows cumulative risk of developing selected cancers between the ages of 0-64, 0-74 and over the entire life-span. One can see already from **Figure 2** that cancer is a disease of the elderly. About 17% of all men are at risk of being diagnosed with cancer before their 65 birthday but almost 54% during their entire life-span. Females have somehow lower probabilities; more than 15% are at risk of being diagnosed with cancer till their age

prostate in nemelanomskega kožnega raka (oba spola) se večja s starostjo, medtem ko se kumulativno tveganje ne spreminja veliko po 65. letu starosti pri raku mod in raku materničnega vratu.

Slika 11 prikazuje **relativno 5-letno preživetje** bolnikov z vsemi in izbranimi raki, zbolelih v letih 2001–2005. Za primerjavo so dodani podatki o bolnikih, zbolelih v letih 1995–1999. Pri moških se je skupno preživetje povečalo za 9 %, delno tudi na račun boljšega prijavljanja raka prostate nižjih stadijev, ki so povezani z boljšo prognozo, saj je pri tej bolezni preživetje navidezno večje kar za 16 %. Za 11 % boljše preživetje bolnikov z rakom debelega črevesa je gotovo realno in je posledica boljšega odkrivanja bolezni, večje kakovosti zdravljenja in več sistemskega zdravljenja. Pri ženskah je skupno preživetje večje za 5 %. Tudi pri njih je za 9 % boljše preživetje pri bolnicah z rakom debelega črevesa, za 8 % pa se je izboljšalo preživetje bolnic z rakom dojk.

Tabele prikazujejo podatke o prebivalcih in incidenci raka v Sloveniji leta 2005 po spolu, starosti, lokaciji, histološki vrsti in stadiju bolezni ob diagnozi, o incidenci po statističnih regijah ter podatke o številu novih primerov raka, ugotovljenih v tem letu po posameznih bolnišnicah, število smrti za rakom po spolu, starosti in lokaciji ter prevalenco najpogostejših rakov.

V **tabeli 3** prikazujemo, na kakšen način je bila postavljena diagnoza pri registriranih novih primerih raka. Od 10.720 leta 2005 na novo registriranih primerov raka je bila pri 93,5 % diagnoza potrjena mikroskopsko (histološko ali citološko), pri 5,8 % z drugimi preiskavami, 0,7 % primerov pa smo registrirali samo na osnovi zdravniškega poročila o vzroku smrti. Ta, zadnja odstotna vrednost, ki je že več let podobna, odseva število bolnikov, ki verjetno zaradi starosti ali napredovale bolezni niso bili zdravljeni v bolnišnici. Kakšna je bila morfološka slika malignomov pri 10.024 primerih, pri katerih je bila diagnoza potrjena mikroskopsko, kaže **tabela 7**. V njej so posebej primeri, ki so potrjeni histološko (91,5 %), in tisti, ki so bili potrjeni samo citološko (8,5 %).

Po 8. reviziji MKB, po kateri so raki razvrščeni v **tabeli 4b**, je novih primerov raka 10.612. Razlika

of 64 and 38% in their entire life. However, there are big differences between cancer sites; cumulative risk is increasing with age for prostate and non-melanoma skin cancer (in both sexes), but cumulative risk is not changing much after 65 year of age for testicular and cervical cancer.

In **Figure 11**, **5-year relative survival** of all and selected cancer sites in patients diagnosed in 2001–2005 is presented along with the same survival in patients, diagnosed in 1995–1999. In all male cancer patients the relative five-year survival increased for 9%, partially also due to better registration of prostate cancer cases with less advanced stage at diagnosis, who have better prognosis; in these patients the 5-year relative survival increased (spuriously) for 16 %. 11% better 5-year relative survival of colorectal cancer patients is real, reflecting earlier diagnosis and better surgical and medical oncology treatment. In all female cancer patients the 5-year relative survival increased for 5%. In colon cancer patients the relative survival increased for 9% and in breast cancer patients for 8%.

Tables show the data on population and on cancer incidence in Slovenia in 2005 by sex, age, primary site, histology, stage of the disease at diagnosis, on the incidence in the individual statistical regions, and on new cancer cases diagnosed in the current year in different hospitals in Slovenia, on deaths and on prevalence of most frequent cancer sites.

In **Table 3**, data on basis of diagnosis of new cancer cases that were registered in 2005 are presented. From 10,720 new cancer cases, in 93.5% the diagnosis was confirmed microscopically (by histology or cytology), in 5.8% with other investigations and 0.7% was registered from death certificate only. This latter percentage has been similar for several years and represents those patients that, due to advanced age or disease have not been treated in the hospital. The morphology of tumours in 10,024 cases, diagnosed microscopically, is presented in **Table 7**. In this table, cases confirmed by histology (91.5%) and by cytology only (8.5%) are presented separately.

In **Table 4b**, the diagnoses are coded according to the 8th revision of International Classifica-

108 primerov je posledica novega razvrščanja neoplazem glede na tretjo izdajo morfološkega dela Mednarodne klasifikacije bolezni za onkologijo.

Tabela 5 prikazuje grobo in starostno specifično incidenčno stopnjo na 100.000 prebivalcev ter kumulativno stopnjo na 100. Število vseh novih primerov raka iz leta 2005 je preračunano na število prebivalcev Republike Slovenije na dan 30. junija 2005.

V **tabeli 6a** je število novih primerov vseh in izbranih rakov prikazano po statističnih regijah. Te številke so pomembne za načrtovanje zdravstvenih zmogljivosti. Starostno standardizirane incidenčne stopnje (**tabela 6b**) kažejo, da je velik del razlik med regijami posledica različne starostne strukture njihovih prebivalcev, predvsem v različnem deležu starejših.

Tabela 8 kaže starostno porazdelitev ekstranodalnih in nodalnih lokacij ne-Hodgkinovih malignih limfomov. Ker je število ekstranodalnih lokacij majhno, so prikazane le absolutne številke.

Iz **tabele 9** je razvidno, kje vse so bolnikom postavili diagnozo. Tako kot že vrsto let polovica vseh bolnikov z rakom, ki jim diagnozo postavijo v slovenskih bolnišnicah ali jih tam tudi začnejo zdraviti, v nadaljnjem poteku bolezni pride na posvet ali zdravljenje na Onkološki inštitut Ljubljana.

Tabela 10 prikazuje porazdelitev bolnikov po stadiju, v katerem je bila bolezen odkrita. Uporabljena je poenostavljena opredelitev stadijev, ki upošteva vse preiskovalne metode, vključno operacijo; če bolnik ni bil poprej zdravljen, tudi obdukcijo. Uporabljamo in navajamo jo zato, ker so podatki o stadiju bolezni po klasifikaciji TNM na prijavnica pogosto pomanjkljivi. Poenostavljena opredelitev stadijev pri solidnih tumorjih praviloma sledi klasifikaciji TNM. V omejeni stadij je razvrščena bolezen, kjer je tumor označen kot T1 in T2 (razen pri dojki, malignem melanomu in ščitnici, kjer so vključeni tudi tumorji T3, in materničnem vratu, telesu in sarkomih, kjer so vključeni le tumorji T1) in pri kateri niso prizadete regionalne bezgavke in ni zasevkov v oddaljenih organih (N0, M0). V stadiju regionalne razširitve je bolezen, kjer je

tion of Diseases. According to this classification, 10,612 new cancer cases were registered. The difference of 108 cases is due to new morphology classification of the third revision of International Classification of Diseases for Oncology.

Table 5 shows crude and age specific incidence rate per 100,000 population and cumulative rate per 100. For calculation of crude rate, the Slovenian population on June 30, 2005 was used.

In **Table 6a**, the number of new cases of all and selected cancer sites by different statistical regions is presented. While these data are important for planning health care facilities, the age standardised rates in **Table 6b** indicate, that the majority of these differences are due to different age structure of population in these regions.

Age distribution of extranodal and nodal sites of non-Hodgkin malignant lymphomas is presented in **Table 8**. Owing to a small number of extranodal sites, only the absolute numbers are given.

From **Table 9** it is evident, in which hospitals cancer cases are diagnosed. Observations of many years show that half of the patients diagnosed or initially treated in regional hospitals are later on referred to the Institute of Oncology Ljubljana.

A simplified definition of stages at diagnosis is presented in **Table 10**. The simplified definition is based on all investigation methods, including surgery. In case the patient was not treated before death, the autopsy record is considered as well. The simplified stage definition is used because, in cancer notification forms, the data on stage according to TNM Classification System are often lacking. However in solid tumours, the simplified stage definition often follows the TNM Classification. Localised stage includes all cancers where the tumour has been classified as T1 and T2 (except in breast, malignant melanoma and thyroid cancer, where T3 is also included, and uterine cervix, uterine corpus and sarcomas, where T1 only is included), where neither regional node involvement nor distant metastases are found (N0, M0). The regional stage includes tumours classified as T3 and T4 (exceptions

tumor opredeljen kot T3 in T4 (razen v omenjenih izjemah) in/ali so prizadete tudi regionalne bezgavke (N1), zasevkov v oddaljenih bezgavkah in organih pa ni (M0). V stadiju oddaljene razširitve pa je tista bolezen, pri kateri so zasevki že v oddaljenih bezgavkah ali organih (M1). Maligni limfomi so opredeljeni po klasifikaciji Ann-Arbor.

V **tabeli 11** so uradni podatki o umrljivosti za rakom v letu 2005. Tabela so pripravili na Inštitutu za varovanje zdravja RS.

Tabela 12 prikazuje prevalenco vseh in pogostejših rakov na dan 31. 12. 2005.

ZAHVALA

Zdravniki, medicinske sestre in administrativno osebje iz slovenskih bolnišnic in drugih zdravstvenih ustanov so Registru pošiljali prijavnice s podatki o novih bolnikih z rakom in njihovi nadaljnji usodi ter nam pomagali dopolniti prijave z manjkajočimi informacijami.

Vsaj polovico podatkov, obdelanih v tem poročilu, sta prispevali sodelavki Bolnišničnega registra Onkološkega inštituta v Ljubljani Ana Dotzauer in Maruška Ferjančič.

Naše delo bi bilo bistveno težje brez dolgotrajnega sodelovanja s Centralnim registrom prebivalstva RS, Inštitutom za varovanje zdravja RS in Statističnim uradom RS.

Vsem imenovanim in tudi drugim, ki so kakorkoli prispevali k temu poročilu, se najlepše zahvaljujemo.

Uredniški odbor

already mentioned) and/or regional node metastases (N1), if no metastases in distant lymph nodes or organs (M0) are found. The disease with metastases in distant nodes or organs is classified as the remote stage (M1). Malignant lymphomas are classified according to Ann-Arbor System.

Official data on cancer mortality in 2005 are given in **Table 11**. The table has been prepared at the Institute of Public Health of the Republic of Slovenia.

Data on prevalence of all and most frequent cancers on December 31, 2005 are presented in **Table 12**.

ACKNOWLEDGEMENT

Physicians, nurses, and administrative staff from Slovenian hospitals and other health institutions have provided the data on new cancer patients and their medical history as well as helped us in obtaining additional information when needed.

Our co-workers at the Hospital Registry of the Institute of Oncology Ljubljana, Ana Dotzauer and Maruška Ferjančič have contributed at least a half of the information presented in this report.

The long-term collaboration with the Population Registry of the Republic of Slovenia, the Institute of Public Health of the Republic of Slovenia and the Statistical Office of the Republic of Slovenia is indispensable for our work.

We thank all of them as well as to all others who have contributed and enabled us to present the results of our work in this report.

Editors

REFERENCE / References

- Ravnihar B, Gruden I. **Statističen pregled in kratka analiza prijavljenih rakovnih obolenj iz področja LRS za leto 1950.** Zdrav Vestn 1951; 20: 264–77.
- **Epidemiological and Vital Statistics Report.** Geneva: World Health Organization, 1961–1966.
- **World Health Statistics Report.** Geneva: World Health Organization, 1970–1974.
- **Rak v Sloveniji (1965–77).** Ljubljana: Onkološki inštitut, Register raka za Slovenijo, 1967–1980.
- **Incidenca raka v Sloveniji (1978–2001).** Ljubljana: Onkološki inštitut, Register raka za Slovenijo, 1981–2004.
- Doll R, Payne P, Waterhouse J, eds. **Cancer incidence in five continents. Vol 1.** Berlin: Springer, 1966.
- Doll R, Muir C, Waterhouse J, eds. **Cancer incidence in five continents. Vol 2.** Lyon: International Agency for Research on Cancer, 1970.
- Waterhouse J, Muir C, Correa C, Powell J, eds. **Cancer incidence in five continents. Vol 3.** Lyon: International Agency for Research on Cancer, 1976 (IARC Sci Publ 15).
- Waterhouse J, Muir C, Shanmugaratnam K, Powell J, eds. **Cancer incidence in five continents. Vol 4.** Lyon: International Agency for Research on Cancer, 1982 (IARC Sci Publ 42).
- Muir C, Waterhouse J, Mack T, Powell J, Whelan S, eds. **Cancer incidence in five continents. Vol 5.** Lyon: International Agency for Research on Cancer, 1987 (IARC Sci Publ 88).
- Parkin DM, Muir C, Whelan S, Gao Y, Ferlay J, Powell J, eds. **Cancer incidence in five continents Lyon. Vol 6.** International Agency for Research on Cancer, 1992 (IARC Sci Publ 120).
- Parkin DM, Whelan S, Ferlay J, Raymond L, Young J, eds. **Cancer incidence in five continents. Vol 7.** Lyon: International Agency for Research on Cancer, 1997 (IARC Sci Publ 143).
- Parkin DM, Whelan SL, Ferlay J, Teppo L, Thomas DB, eds. **Cancer incidence in five continents. Vol 8.** Lyon: International Agency for Research on Cancer, 2002 (IARC Sci Publ 155).
- European Network of Cancer Registries. **EUROCIM version 4.0.** European incidence database V2.4, ICD-10 dictionary (2003), Lyon 2001.
- Ferlay J, Bray F, Pisani P, Parkin DM. **GLOBOCAN 2002.** Cancer incidence, mortality and prevalence worldwide. IARC CancerBase No. 5, version 2.0. Lyon: IARC Press, 2004.
- Steliarova-Foucher E, Berrino F, Coebergh JW et al. **ACCISpss 1.01** software for analysis and presentation of data on incidence and survival of children and adolescents in Europe. Lyon: ENCR, 2002.
- Berrino F, Capocaccia R, Esteve J et al, eds. **Survival of cancer patients in Europe: the EUROCORE-2 study.** Lyon: International Agency for Research on Cancer, 1999.
- Berrino F, Capocaccia R, Gatta G et al, eds. **Survival of cancer patients in Europe: the EUROCORE-3 study.** Ann Oncol 2003; 14 (Suppl 5).
- Berrino F, DeAngelis R, Sant M et al. **Survival for eight major cancers and all cancers combined for European adults diagnosed in 1995–1999: Results of the EUROCORE-IV Study.** Lancet Oncol 2007; 8: 773–83.
- Pompe-Kirn V, Primic Žakelj M, Ferligoj A, Škrk J. **Zemljevidi incidence raka v Sloveniji 1978–1987 (Atlas of Cancer Incidence in Slovenia 1978–1987).** Ljubljana: Onkološki inštitut, Register raka za Slovenijo, 1992.
- Pompe-Kirn V, Zakotnik B, Benulič T, Volk N, Škrk J. **Preživetje bolnikov z rakom v Sloveniji 1963–1990 (Cancer Patients' Survival in Slovenia 1963–1990).** Ljubljana: Onkološki inštitut, Register raka za Slovenijo, 1995.
- Pompe-Kirn V, Zakotnik B, Zadnik V. **Preživetje bolnikov z rakom v Sloveniji 1983–1997 (Cancer Patients' Survival in Slovenia 1983–1997).** Ljubljana: Onkološki inštitut, Register raka za Slovenijo, 2003.
- Savezni zavod za zdravstveno zaščito. **Mednarodna klasifikacija bolezni, povreda i uzroka smrti. 8. revizija.** Novi sad: Savezni zavod za zdravstveno zaščito, 1970.
- Inštitut za varovanje zdravja RS. **Mednarodna klasifikacija bolezni in sorodnih zdravstvenih problemov za statistične namene. 10. revizija (International Statistical Classification of Diseases and Related health Problems).** Ljubljana: Inštitut za varovanje zdravja, 1995.
- World Health Organisation. **International Classification of Diseases for Oncology.** Geneva: World Health Organisation, 2000.
- **Uredba o standardni klasifikaciji teritorialnih enot – SKTE.** Ur. l. RS št. 28/2000.
- Moller B, Fekjaer H, Hakulinen T et al. **Prediction of cancer incidence in the Nordic countries: empirical comparison of different approaches.** Stat Med 2003; 15: 2751–66.
- Jensen OM, Parkin M et al, eds. **Cancer registration principles and methods.** Lyon: International Agency for Research on Cancer, 1991. (IARC Sci Publ 95).
- **Statistični letopis republike Slovenije 2004.** Ljubljana: Statistični urad Republike Slovenije, 2005.
- Ederer F, Axtell LM, Cutler SJ. **The relative survival rate: a statistical methodology.** Monogr Natl Cancer Inst 1961; 6: 101–21.
- Hakulinen T. **Cancer survival corrected for heterogeneity in patient withdrawal.** Biometrics 1982; 38: 933–42.
- Pohar M, Stare J. **Relative survival analysis in R.** Computer Methods and Programs in Biomedicine 2006; 81: 272–8.

Tabela A. Breme raka – Slovenija 2005

Table A. Cancer burden – Slovenia 2005

	Skupaj Total	Moški Males	Ženske Females
Incidenca Incidence	10720	5455	5265
Umrljivost Mortality	5119	2814	2305
Prevalenca Prevalence	63561	25550	38011

Tabela B. Prevalenca glede na obdobje opazovanja – Slovenija, 31. 12. 2005

Table B. Prevalence by period of observation – Slovenia, December 31, 2005

Obdobje Period	Število bolnikov Number of patients	Od tega izgubljenih Lost to follow-up	
		Število Number	Odstotek Percentage
1950–2005	63558	1977	3,1
1966–2005	61895	1053	1,7
1976–2005	59727	588	1,0
1986–2005	59568	184	0,3
1996–2005	41990	53	0,1

Tabela C. Stabilnost podatkov – število in odstotek novih primerov raka, prijavljenih po izdaji letnega poročila, po obdobju – Slovenija, 1965–2004

Table C. Data stability – number and percentage of new cases reported after the publication of annual reports by time period – Slovenia, 1965–2004

Obdobje Period	Letno poročilo Annual report	25. 2. 2008 25 February 2008	Naknadno prijavljeni Subsequently registered	
			Število Number	Odstotek Percentage
1965–68	14696	14842	146	1,0
1969–72	15719	16170	451	2,9
1973–76	17711	18276	565	3,2
1977–80	19176	19896	720	3,7
1981–84	20701	21416	715	3,4
1985–88	22715	23379	664	2,9
1989–92	25973	26709	736	2,8
1993–96	29141	30467	1326	4,5
1997–00	33859	35377	1518	4,5
2001–04	39036	40416	1380	3,5

Tabela D. Opazovana in napovedana incidenca raka – Slovenija, 1996–2005 in 2008

Table D. Observed and predicted cancer incidence – Slovenia, 1996–2005 and 2008

Šifra MKB	Primarna lokacija	Spol	Povprečne letne opazovane vrednosti 1996–2000		Povprečne letne opazovane vrednosti 2001–2005		Napoved za 2008			
			Število	Incidenčna stopnja na 100.000	Število	Incidenčna stopnja na 100.000	Število (95 % napovedni interval)		Incidenčna stopnja na 100.000 (95 % napovedni interval)	
ICD code	Primary site	Sex	Average ann. observed values 1996–2000	Incidence rate per 100,000	Average ann. observed values 2001–2005	Incidence rate per 100,000	Prediction for 2008		Incidence rate per 100,000 (95% prediction interval)	
			Number	per 100,000	Number	per 100,000	Number (95% prediction interval)		Incidence rate per 100,000 (95% prediction interval)	
C00	Vse lokacije	M + Ž	8631	435,4	10227	512,2	11738	11335–12141	582	562–602
–		M	4387	456,5	5243	536,7	6075	5869–6282	611	590–631
C96	All sites	Ž	4244	415,6	4984	488,8	5663	5467–5860	553	534–572
C00	Usta in žrelo	M	265	27,5	255	26,2	245	204–286	25	21–29
–C14	Mouth and pharynx	Ž	48	4,7	63	6,2	79	57–102	8	6–10
C15	Požiralnik	M	75	7,8	77	7,9	75	52–98	8	5–10
–	Esophagus	Ž	16	1,5	18	1,7	19	7–31	2	1–3
C16	Želodec	M	294	30,6	293	30,0	291	246–337	29	25–34
–	Stomach	Ž	191	18,7	184	18,1	181	145–217	18	14–21
C18	Debelo črevo	M	293	30,5	364	37,3	430	375–484	43	38–39
–	Colon	Ž	261	25,5	308	30,2	336	288–384	33	28–38
C19	Rektum in rektosigmoidna zveza	M	261	27,2	317	32,4	362	311–413	36	31–42
–C20	Rectum and rectosigmoid junction	Ž	200	19,6	222	21,7	243	202–285	24	20–28
C22	Jetra in intrahepatični vodi	M	71	7,4	92	9,4	112	83–141	11	8–14
–	Liver and intrahepatic bile ducts	Ž	36	3,5	41	4,0	48	9–87	5	1–9
C23	Žolčnik in žolčevodi	M	48	5,0	52	5,3	66	45–88	7	5–9
–C24	Gallbladder and biliary tract	Ž	82	8,1	82	8,0	92	65–118	9	6–12
C25	Trebušna slinavka	M	99	10,3	122	12,5	137	106–168	14	11–17
–	Pancreas	Ž	115	11,3	137	13,5	148	117–180	15	11–18
C32	Grlo	M	100	10,4	97	9,9	93	68–119	9	7–12
–	Larynx	Ž	11	1,0	12	1,1	13	3–23	1	0–2
C33	Sapnik, sapnici in pljuča	M	824	85,7	851	87,0	874	794–954	88	80–96
–C34	Trachea, bronchus and lung	Ž	208	20,4	281	27,6	346	299–394	34	29–38
C43	Malignni melanom kože	M	106	11,0	142	14,5	179	144–213	18	15–22
–	Malignant melanoma of skin	Ž	120	11,8	166	16,3	208	172–244	20	17–24
C44	Druge maligne neoplazme kože	M	491	51,1	696	71,3	941	862–1020	95	87–103
–	Skin, other malignomas	Ž	543	53,1	781	76,6	1040	958–1122	102	94–110
C48	Vezivno in mehko tkivo	M	22	2,3	30	3,0	28	17–39	3	2–4
–C49	Connective and soft tissue	Ž	28	2,7	30	2,9	38	22–56	4	2–5
C50	Dojka	M	7	0,7	9	1,0	13	3–23	1	0–2
–	Breast	Ž	937	91,8	1060	104,0	1164	1075–1253	114	105–122
C53	Maternični vrat	M	–	–	–	–	–	–	–	–
–	Cervix uteri	Ž	214	21,0	196	19,2	182	147–218	18	14–21
C54	Maternično telo	M	–	–	–	–	–	–	–	–
–	Corpus uteri	Ž	266	26,1	299	29,3	329	282–377	32	28–37
C56	Jajčnik	M	–	–	–	–	–	–	–	–
–	Ovary	Ž	184	18,1	177	17,3	175	139–210	17	14–21
C61	Prostata	M	490	51,0	741	75,9	988	908–1068	99	91–107
–	Prostate	Ž	–	–	–	–	–	–	–	–
C62	Modo	M	77	8,0	93	9,5	103	77–130	10	8–13
–	Testis	Ž	–	–	–	–	–	–	–	–
C64	Ledvica z ledvičnim mehrom	M	128	13,4	159	16,3	182	147–218	18	15–22
–C65	Kidney with renal pelvis	Ž	82	8,0	90	8,8	107	81–134	11	8–13
C67	Sečni mehur	M	156	16,2	186	19,0	232	192–273	23	19–27
–	Bladder	Ž	52	5,1	67	6,5	80	57–103	8	6–10
C70	Centralni in avtonomni živčni sistem	M	60	6,3	73	7,5	82	59–106	8	6–11
–C72	Central and autonomic nervous system	Ž	49	4,8	65	6,4	76	52–101	8	5–10
C73	Ščitnica	M	21	2,2	26	2,7	42	22–62	4	2–6
–	Thyroid gland	Ž	60	5,9	91	9,0	125	98–153	12	10–15
C81	Hodgkinova bolezen	M	20	2,1	26	2,6	29	15–43	3	2–4
–	Hodgkin's disease	Ž	19	1,8	23	2,3	28	11–44	3	1–4
C82	Ne-Hodgkinovi limfomi	M	96	10,0	114	11,7	126	96–156	13	10–16
–C85	Non-Hodgkin's lymphoma	Ž	105	10,3	129	12,7	149	118–181	15	12–18
C90	Difuzni plazmocitom in maligne neoplazme plazmocitov	M	35	3,7	40	4,1	51	32–70	5	3–7
–	Multiple myeloma and malignant plasma cell neoplasms	Ž	44	4,3	48	4,7	53	34–73	5	3–7
C91	Levkemije	M	102	10,6	99	10,1	99	73–126	10	7–13
–C95	Leukaemias	Ž	79	7,8	86	8,5	90	62–118	9	6–12

Slika 1. Najpogostejše lokacije raka po spolu in pri obeh spolih skupaj – Slovenija 2005

Figure 1. The leading cancer sites by sex and for both sexes together – Slovenia, 2005

MOŠKI – MALES

Prostata
Prostate
Pljuča
Lung
Koža, razen melanoma
Skin, non-melanoma
Debelo črevo in danka*
Colorectum*
Glava in vrat*
Head and neck*
Želodec
Stomach
Mehur
Bladder
Ledvica
Kidney
NHL*
NHL*
Treušna slinavka
Pancreas
Ostalo
Other

15,7
15,5
14,2
12,5
6,1
5,4
3,9
3,4
2,3
2,1
18,8

ŽENSKE – FEMALES

Dojka
Breast
Koža, razen melanoma
Skin, non-melanoma
Debelo črevo in danka*
Colorectum*
Maternično telo
Corpus uteri
Pljuča
Lung
Jajčnik
Ovary
Želodec
Stomach
Koža, melanom
Skin, melanoma
Maternični vrat
Cervix uteri
Treušna slinavka
Pancreas
Ostalo
Other

20,6
15,8
10,1
6,2
5,8
3,7
3,5
3,4
3,4
3,2
24,2

% 30 25 20 15 10 5 0 5 10 15 20 25 30 %

MOŠKI IN ŽENSKE – MALES AND FEMALES

Koža, razen melanoma
Skin, non-melanoma
Debelo črevo in danka*
Colorectum*
Pljuča
Lung
Dojka
Breast
Prostata
Prostate
Želodec
Stomach
Glava in vrat*
Head and neck*
Maternično telo
Corpus uteri
Koža, melanom
Skin, melanoma
Ledvica
Kidney
Ostalo
Other

15,9
12,1
11,4
10,8
8,5
4,8
4,3
3,2
3,0
2,9
29,4

*** Pojasnilo – Explanation**

Debelo črevo in danka – Colorectum (C18–C20)

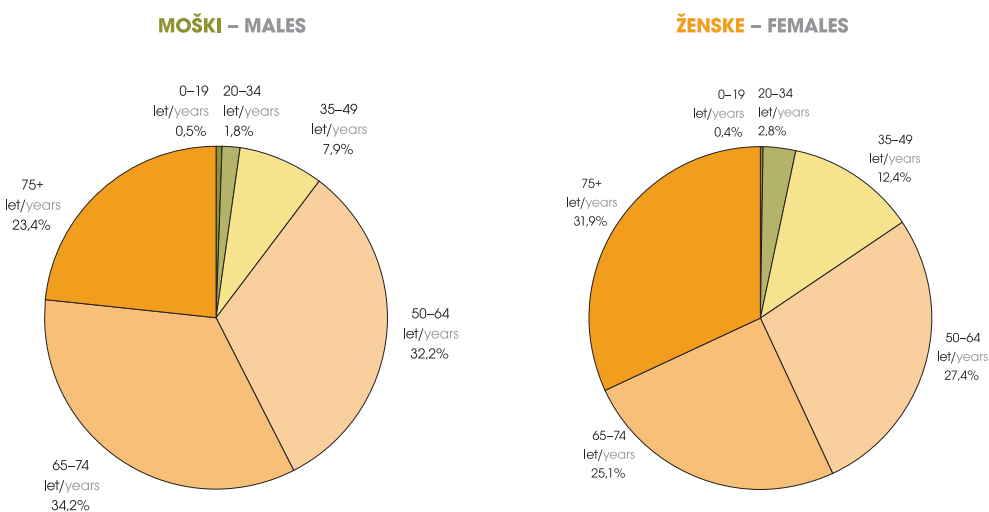
Glava in vrat – Head and neck (C00–C14, C30–C32)

NHL: ne-Hodgkinovi limfomi – non-Hodgkin’s lymphoma (C82–C85)

ERRATA: Pri moških se na 9. mesto po pogostosti uvršča KOŽNI MELANOM, ki predstavlja 2,3 % vseh rakov.

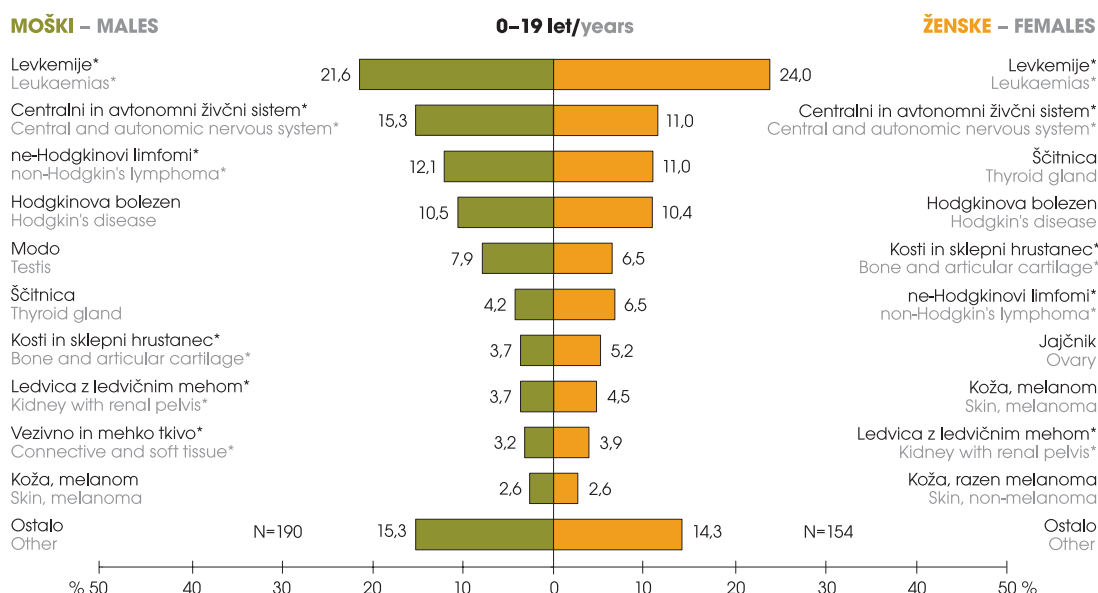
Slika 2. Odstotni delež vseh rakov po starostnih skupinah in spolu – Slovenija 2005

Figure 2. Percentage distribution of all cancer sites by age groups and by sex – Slovenia 2005



Slika 3. Najpogostejše rakave bolezni po starostnih skupinah in spolu – Slovenija 2001-2005

Figure 3. The leading cancer sites by age groups and by sex – Slovenia 2001-2005



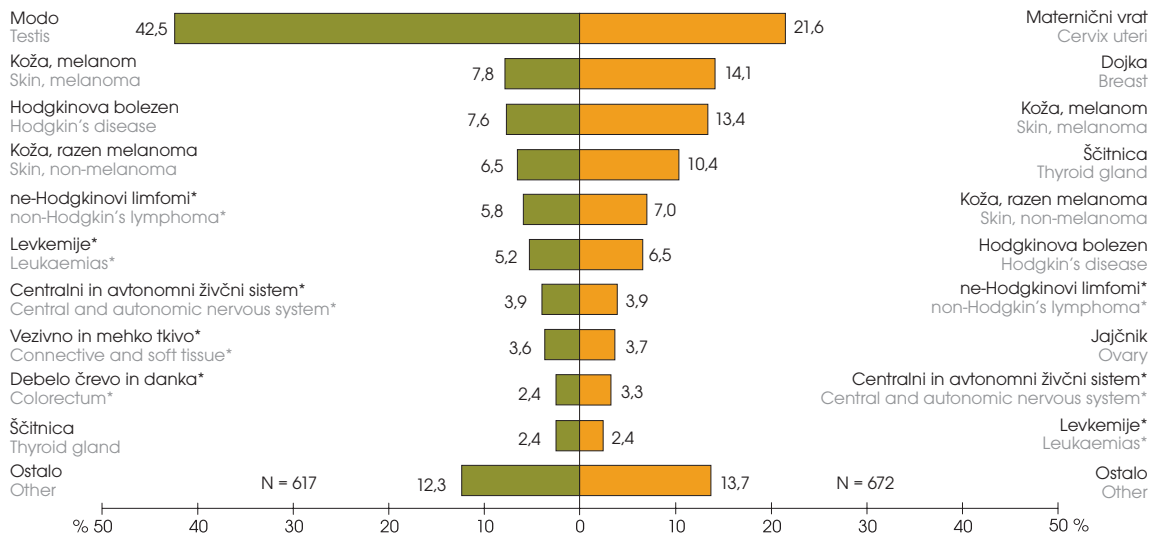
nadaljevanje / cont'd →

Slika 3. – Figure 3. Nadaljevanje – Continued

MOŠKI – MALES

20–34 let/years

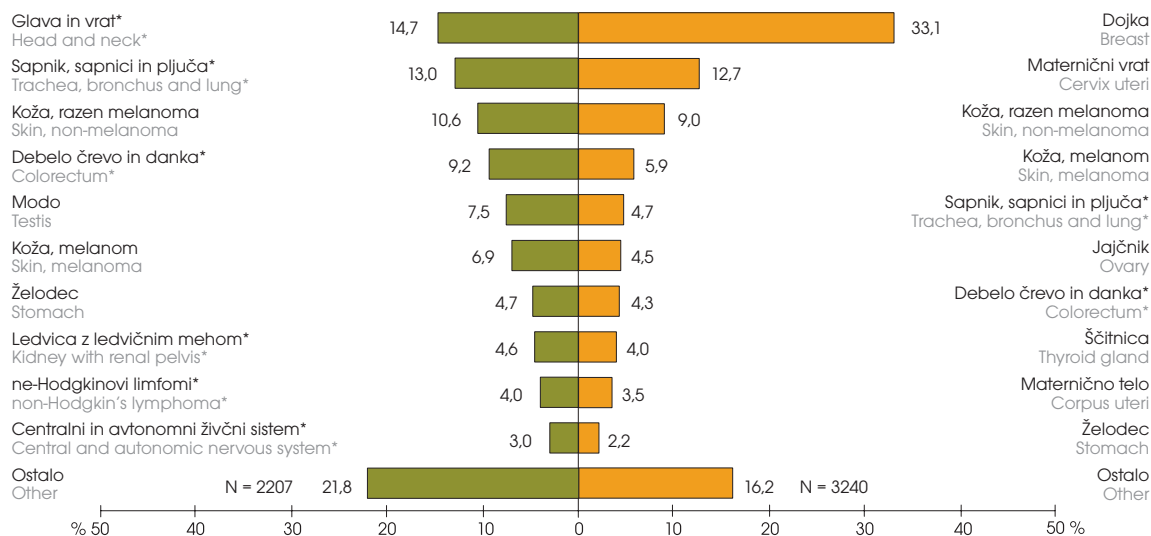
ŽENSKE – FEMALES



MOŠKI – MALES

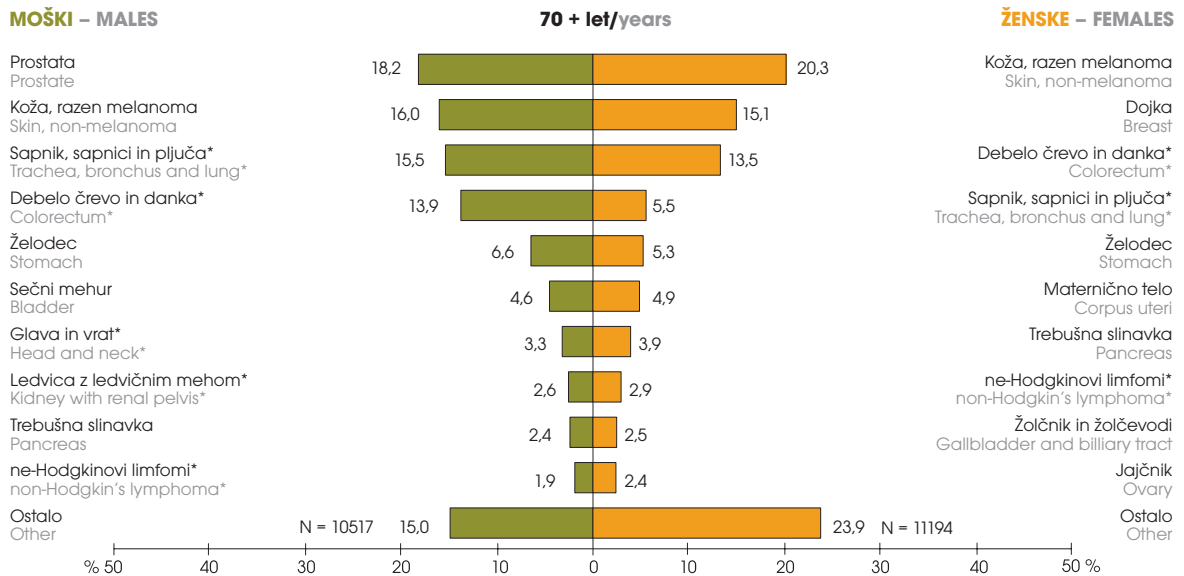
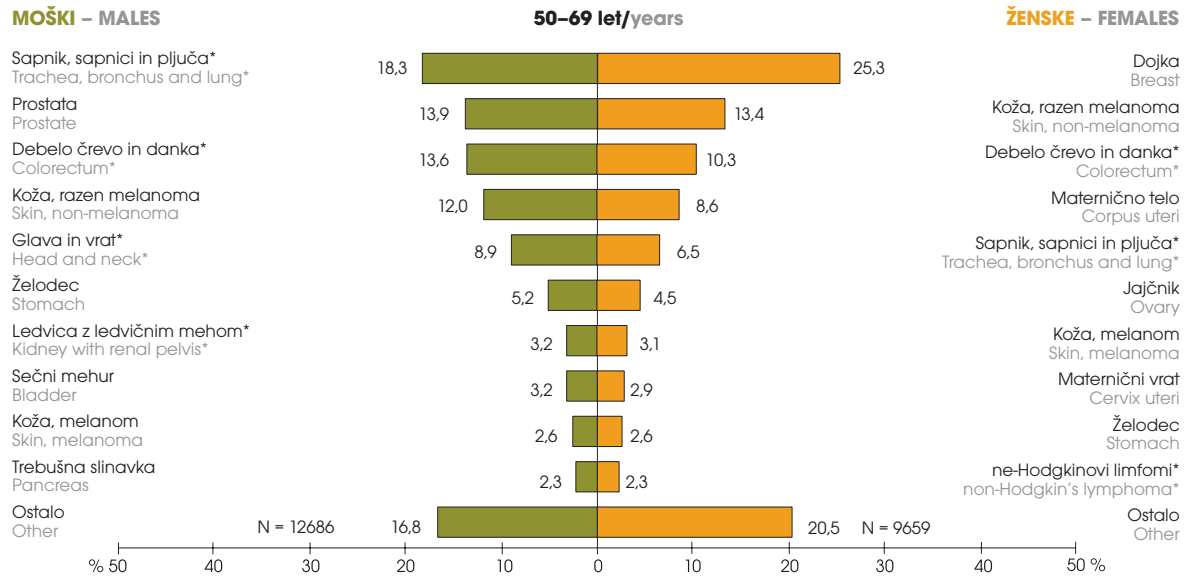
35–49 let/years

ŽENSKE – FEMALES



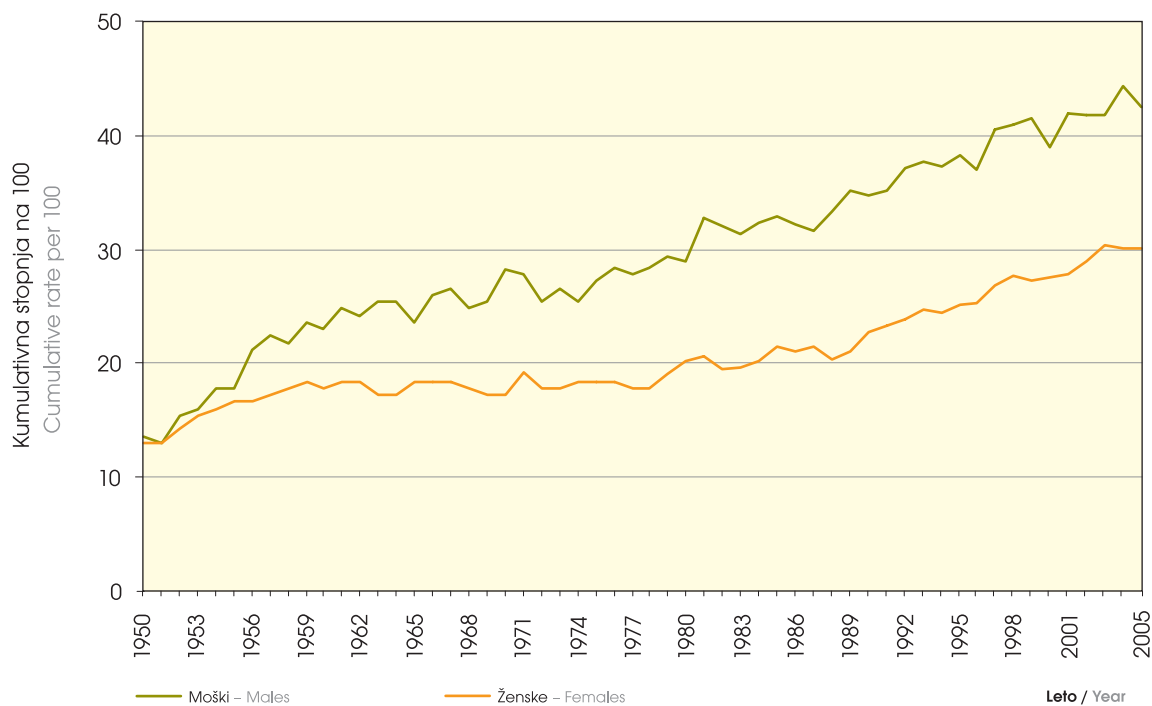
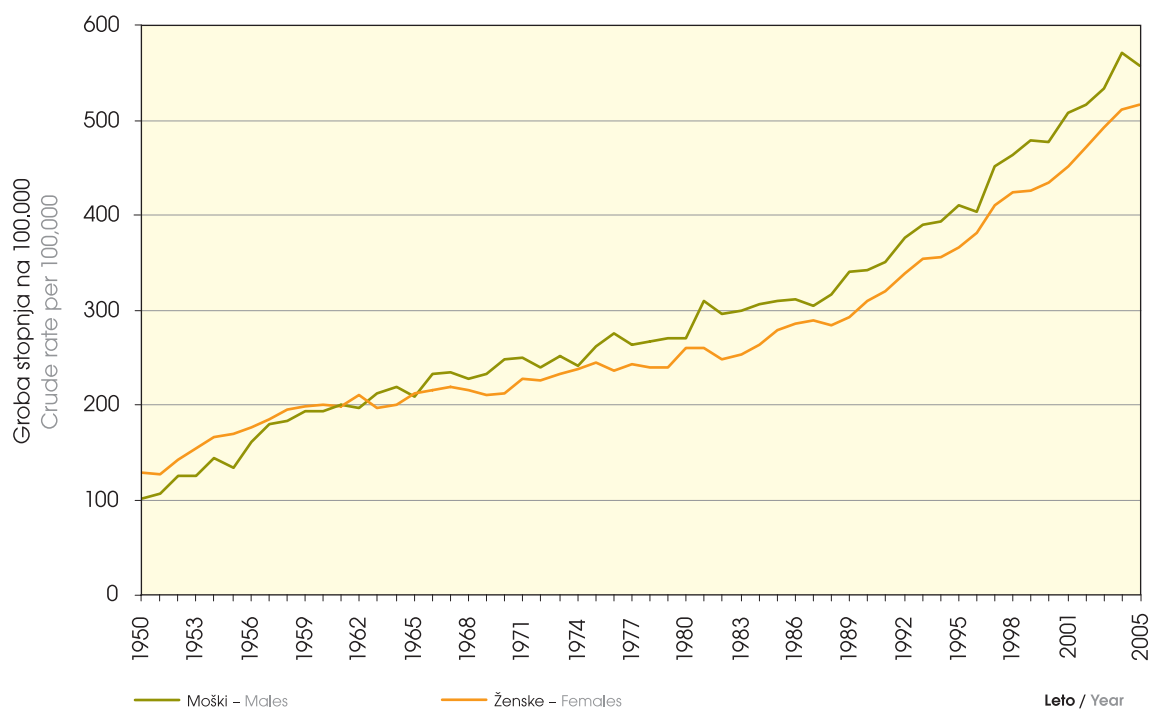
nadaljevanje / cont'd →

Slika 3. – Figure 3. Nadaljevanje – Continued



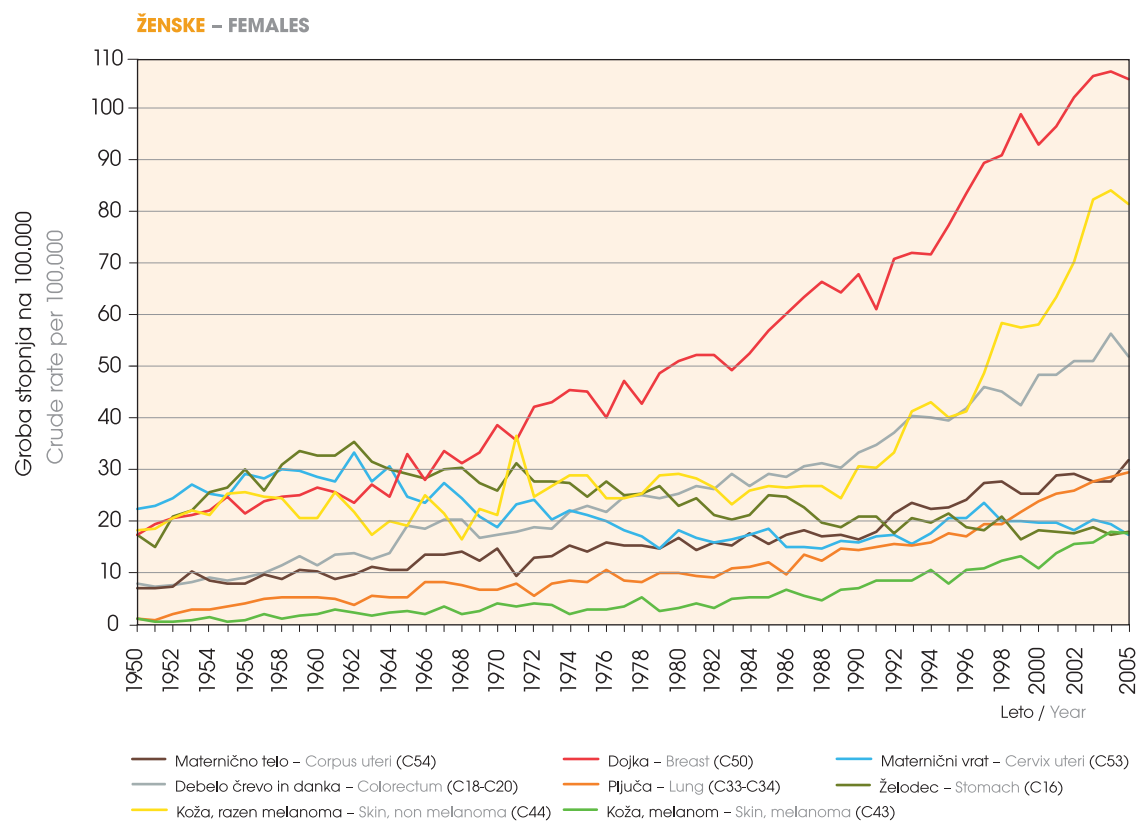
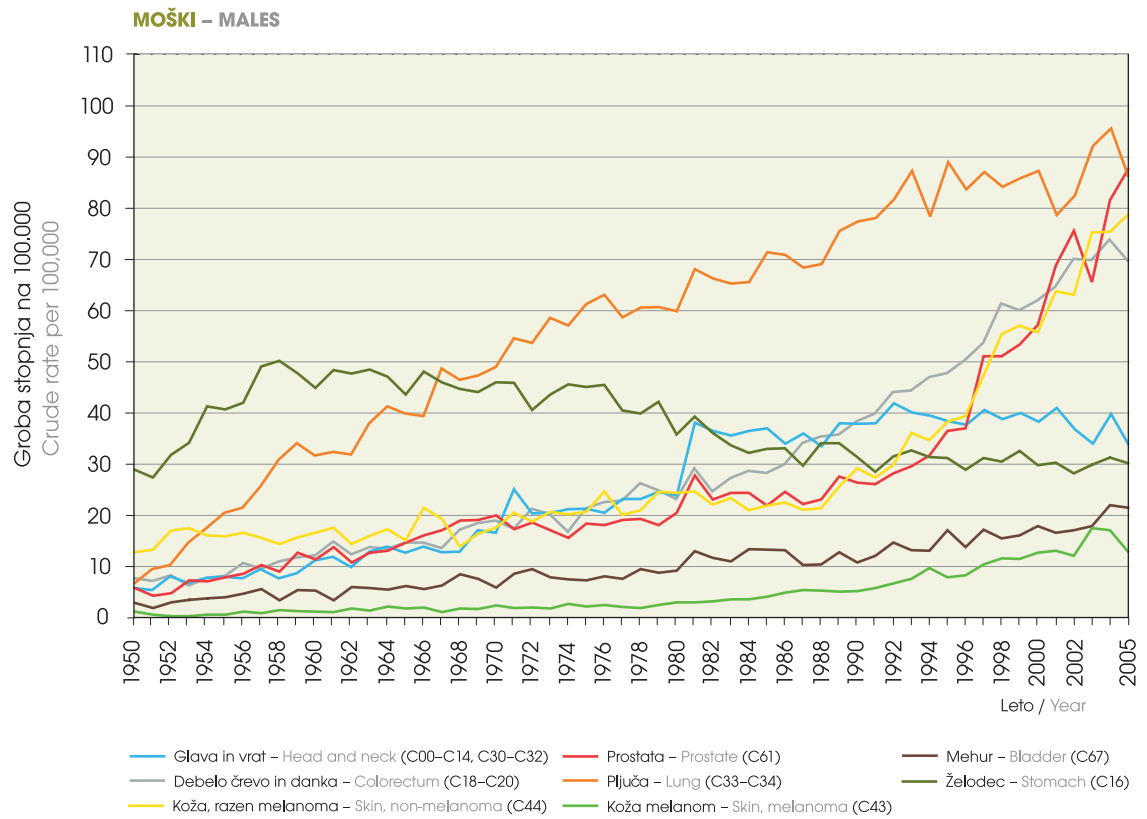
Slika 4. Groba in kumulativna letna incidenčna stopnja vseh rakov po spolu – Slovenija 1950–2005

Figure 4. Crude and cumulative annual cancer incidence rate for all sites by sex – Slovenia 1950–2005



Slika 5. Groba letna incidenčna stopnja izbranih rakov po spolu – Slovenija 1950–2005

Figure 5. Crude annual cancer incidence rate for selected primary sites by sex – Slovenia 1950–2005



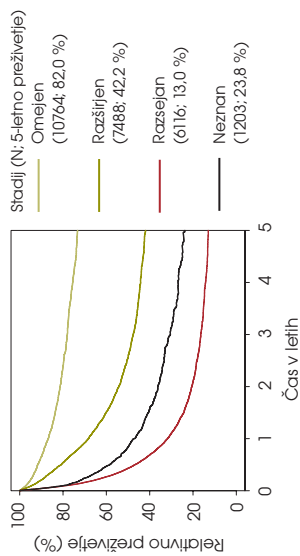
Slike 6. Vsi raki (C00–C96), moški – Slovenija, 2001–2005

Figures 6. All sites (C00–C96), males – Slovenia, 2001–2005

Breme raka

	Povprečno letno število primerov	Groba stopnja na 100.000	SSS* na 100.000	KT** (%)
Incidenca	5243	536,7	358,5	34,6
Umrljivost	2791	285,7	185,4	18,8
Razmerje incidenca/umrljivost	1,9			
Način ugotovitve (letno povprečje)				
Mikroskopsko potrjeni primeri	4828			
Ugotovljeni z drugimi preiskavami	358			
Registrirani samo iz zdravniških poročil o vzroku smrti	58			
Delež (%) histološko ali citološko potrjenih primerov				
Adenokarcinom	42,7			
Ploščastocelični karcinom	17,4			
Bazalocelični karcinom	11,5			
Drugi in neopredeljeni karcinomi	13,1			
Maligni melanom	3,2			
Levkemije in druge hematopoetske neoplazme	3,8			
Limfomi	2,9			
Ostalo	5,4			


Krivulja relativnega preživetja po stadiju



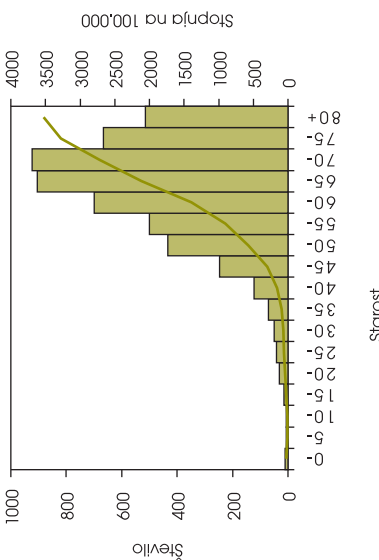
Relativno preživetje (95 % interval zaupanja)

1-letno	68,3 (67,6–68,9)
3-letno	55,4 (54,6–56,1)
5-letno	51,2 (50,3–52,1)

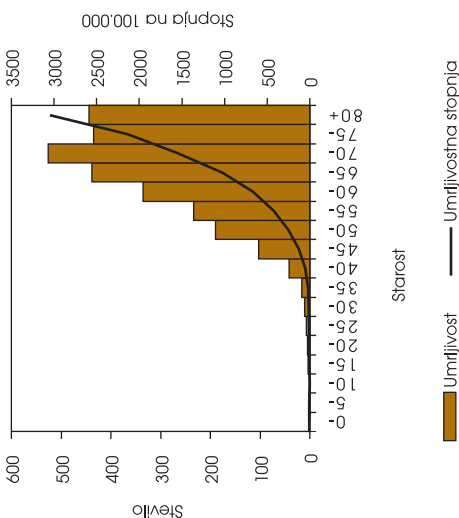
Grobe in starostno standardizirane incidenčne in umrljivostne stopnje



Povprečna letna starostno specifična incidenca



Povprečna letna starostno specifična umrljivost

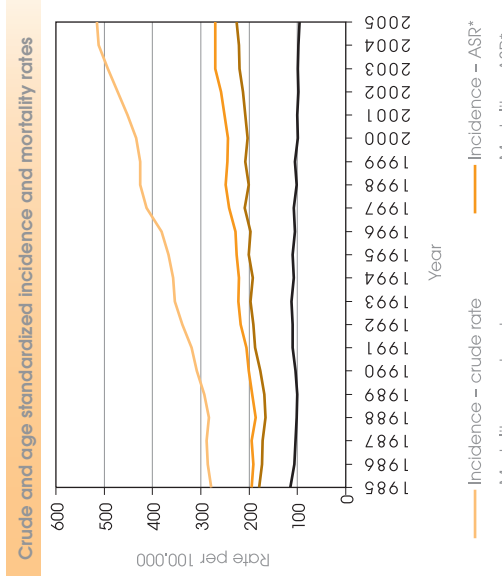
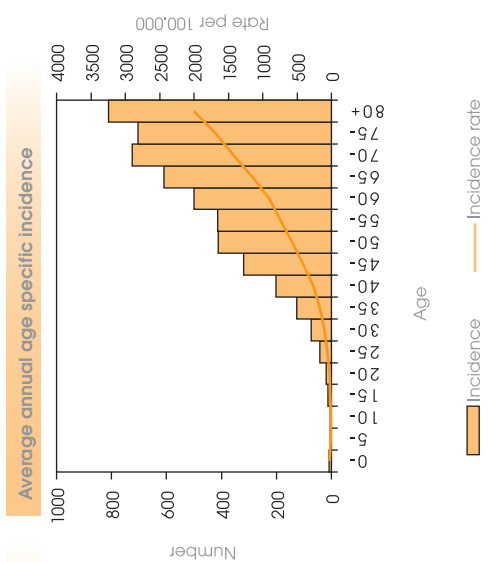
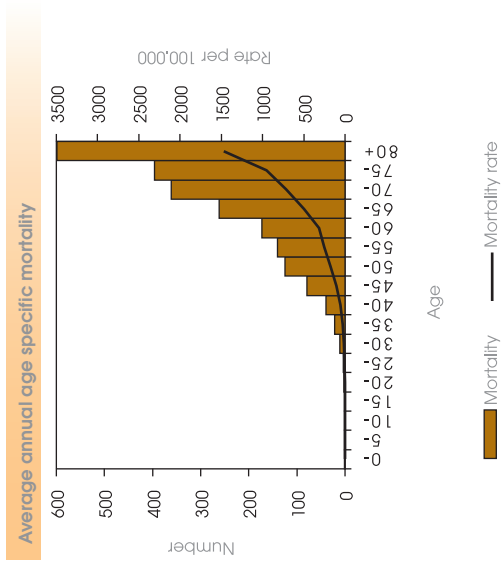



* SSS – starostno standardizirana stopnja (standard – svetovna populacija)

** KT – kumulativno tveganje

Slika 7. Vsi raki (C00–C96), ženske – Slovenija, 2001–2005

Figures 7. All sites (C00–C96), females – Slovenia, 2001–2005



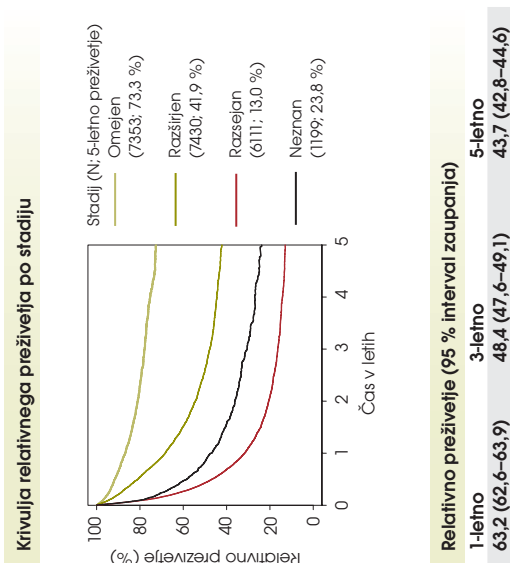
* ASR – age standardized rate (world standard)

** CR – cumulative risk

Slike 8. Vsi raki brez nemelanomskih kožnih rakov (C00–C96 brez C44), moški – Slovenija, 2001–2005

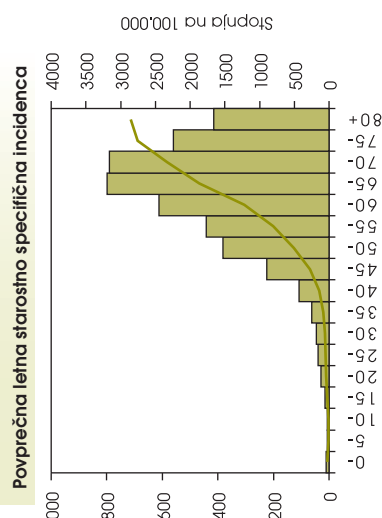
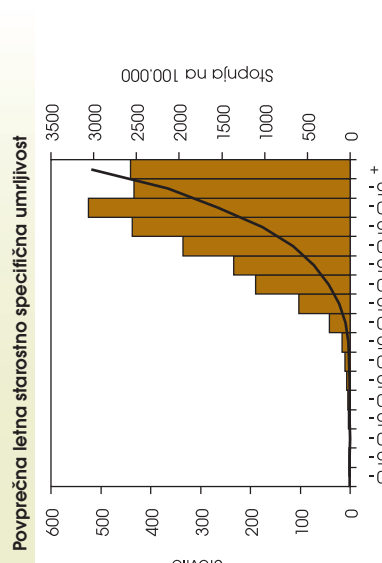
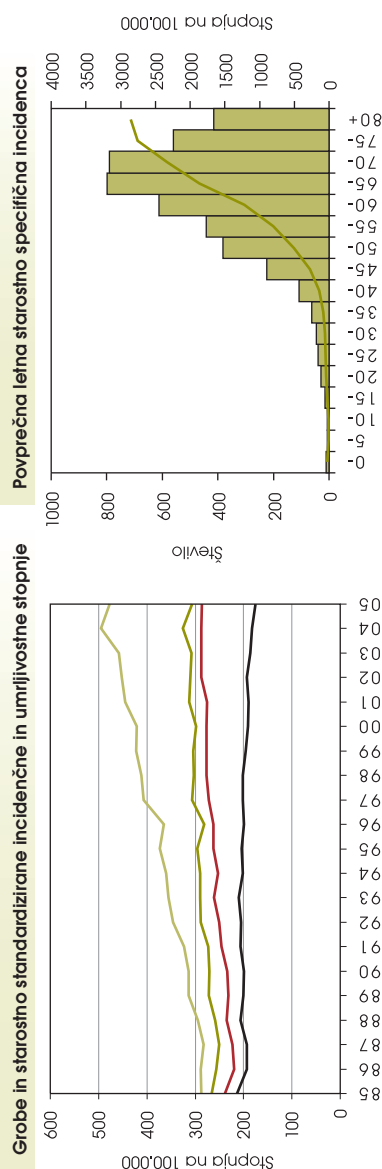
Figures 8. All sites, non-melanoma skin cancer excluded (C00–C96, C44 excluded), males – Slovenia, 2001–2005

Breme raka	Povprečno letno število primerov	Groba stopnja na 100.000	SSS* na 100.000	KT** (%)
Incidenca	4547	465,5	312,2	31,1
Umrljivost	2784	285,0	185,0	18,8
Razmerje incidenca/umrljivost	1,6			
Način ugotovitve (letno povprečje)				
Mikroskopsko potrjeni primeri	4138			
Ugotovljeni z drugimi preiskavami	351			
Registrirani samo iz zdravniških poročil o vzroku smrti	56			
Delež (%) histološko ali citološko potrjenih primerov				
Adenokarcinom	49,7			
Proščatocelčni karcinom	17,3			
Drugi in neopredeljeni karcinomi	15,3			
Maligni melanom	3,7			
Levkemije in druge hematopoetske neoplazme	4,5			
Limfomi	3,4			
Ostalo	6,2			



Relativno preživetje (95 % intervali zaupanja)


1-letno 63,2 (62,6–63,9) 3-letno 48,4 (47,6–49,1) 5-letno 43,7 (42,8–44,6)



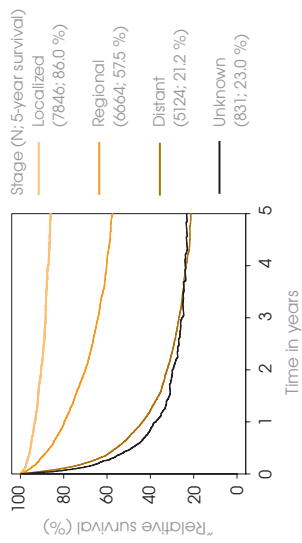
* SSS – starostno standardizirana stopnja (standard – svetovna populacija)
 ** KT – kumulativno tveganje

Slike 9. Vsi raki brez nemelanomskih kožnih rakov (C00–C96 brez C44), ženske – Slovenija, 2001–2005

Figures 9. All sites, non-melanoma skin cancer excluded (C00–C96, C44 excluded), females – Slovenia, 2001–2005



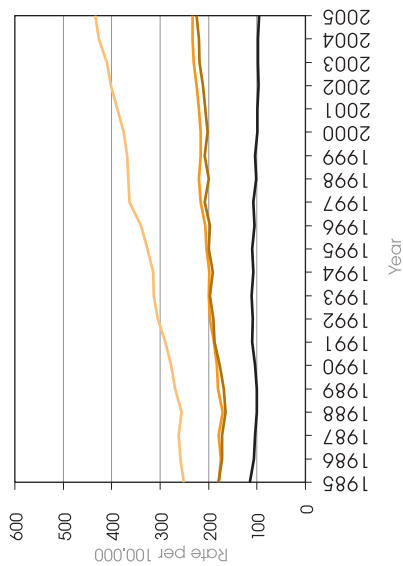
Relative survival by stage



Relative survival (95% confidence interval)

1-year **74,2 (73,5–74,8)** 3-year **62,8 (62,1–63,6)** 5-year **58,7 (57,8–59,6)**

Crude and age standardized incidence and mortality rates

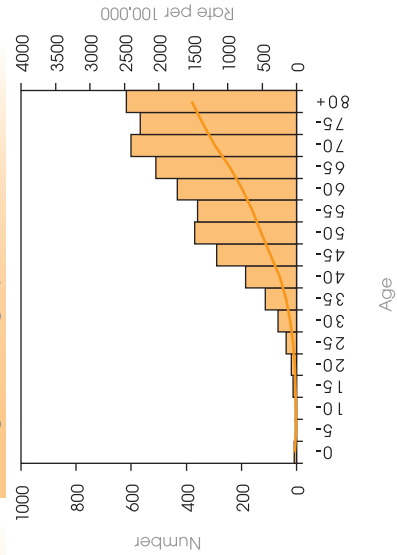


Incidence - crude rate Incidence - ASR*
Mortality - crude rate Mortality - ASR*

* ASR - age standardized rate (world standard)

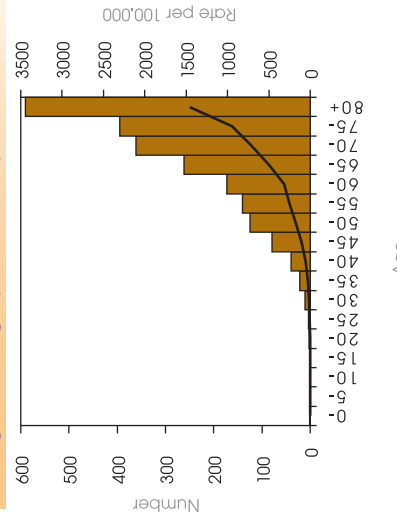
** CR - cumulative risk

Average annual age specific incidence



Incidence Incidence rate

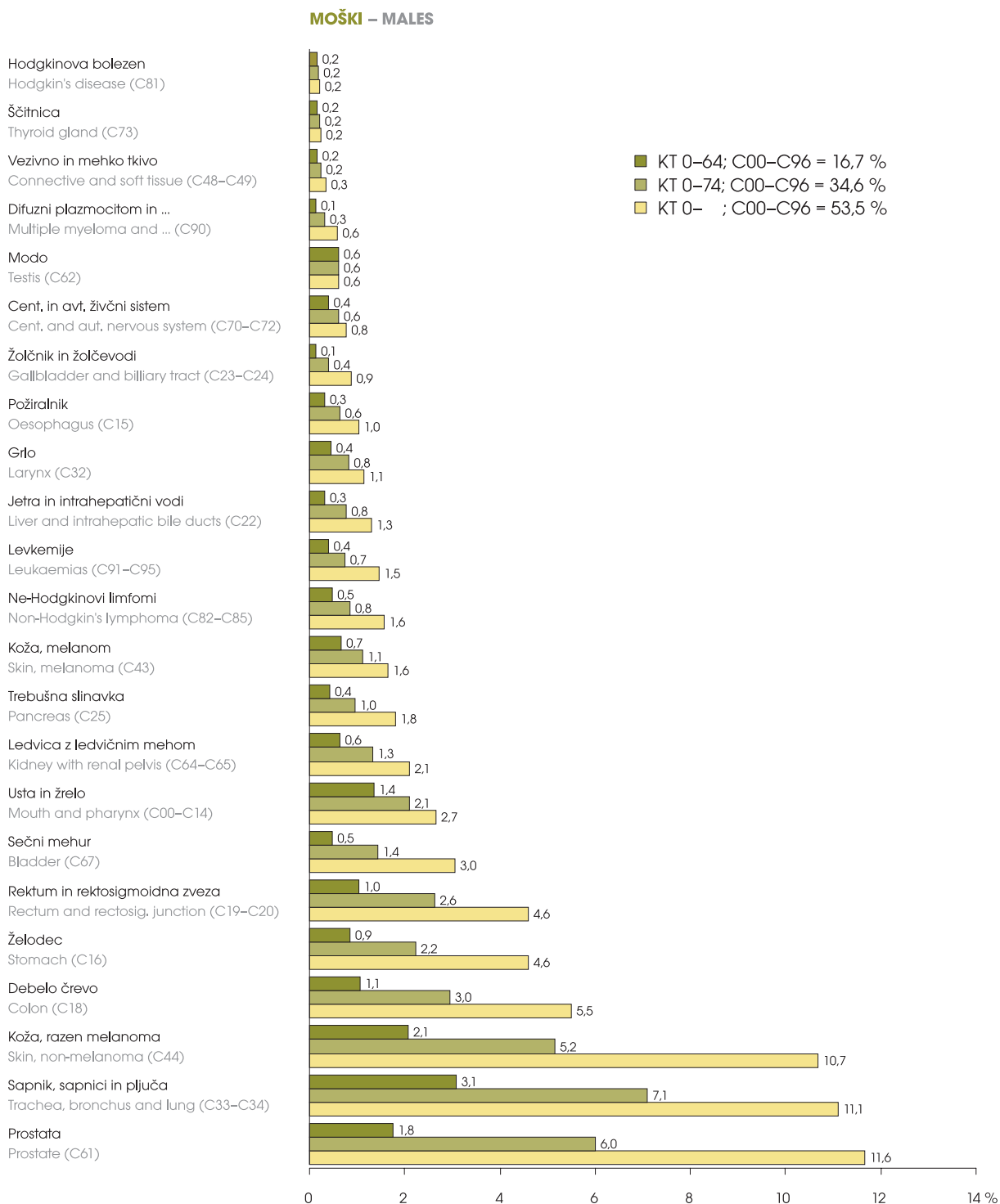
Average annual age specific mortality



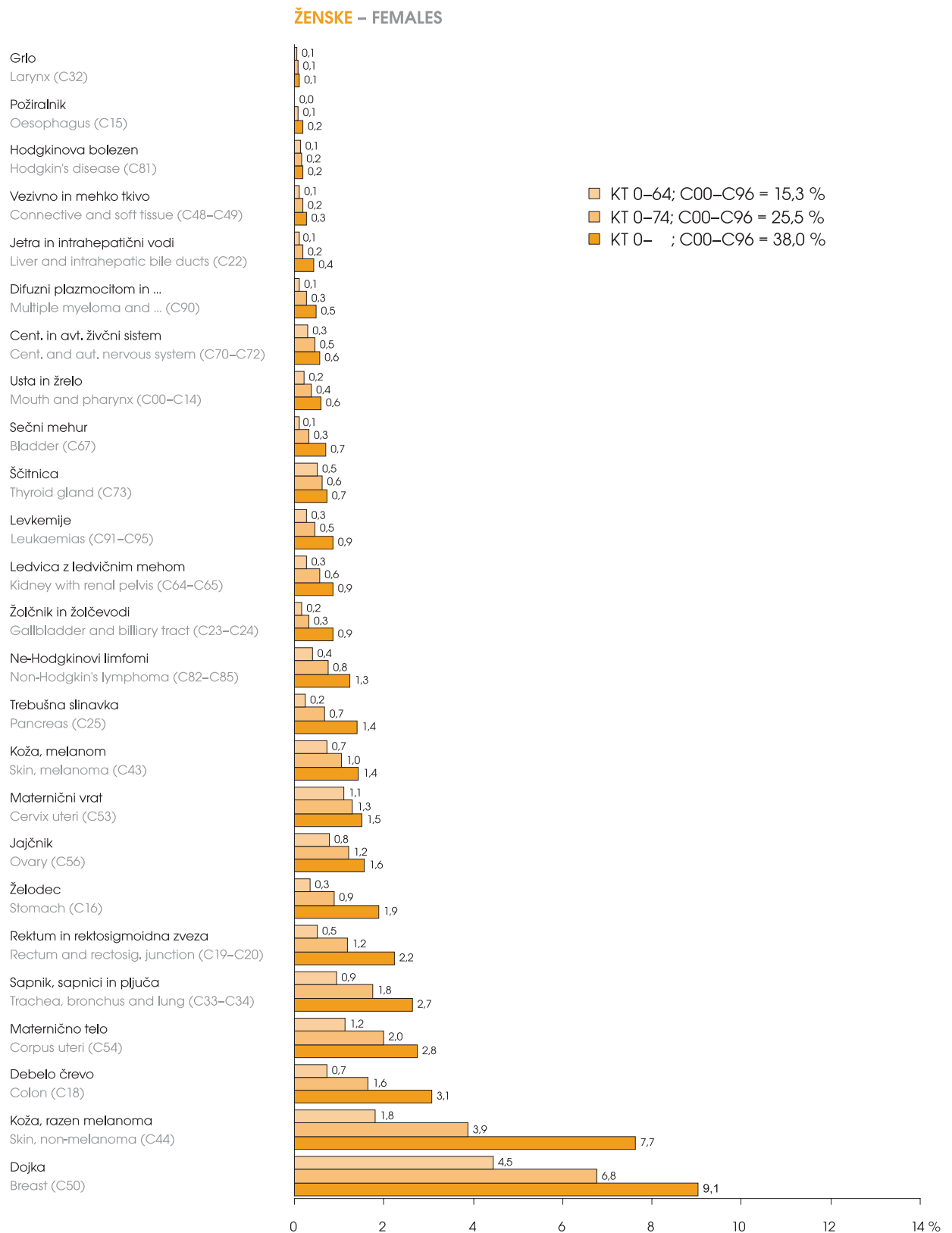
Mortality Mortality rate

Slika 10. Kumulativno tveganje izbranih rakov do starosti 64 let, 74 let in doživljenjsko po spolu – Slovenija, 2001–2005

Figure 10. Cumulative risk of developing selected cancers till the age 64, 74 and over the entire life-span by sex – Slovenia, 2001–2005



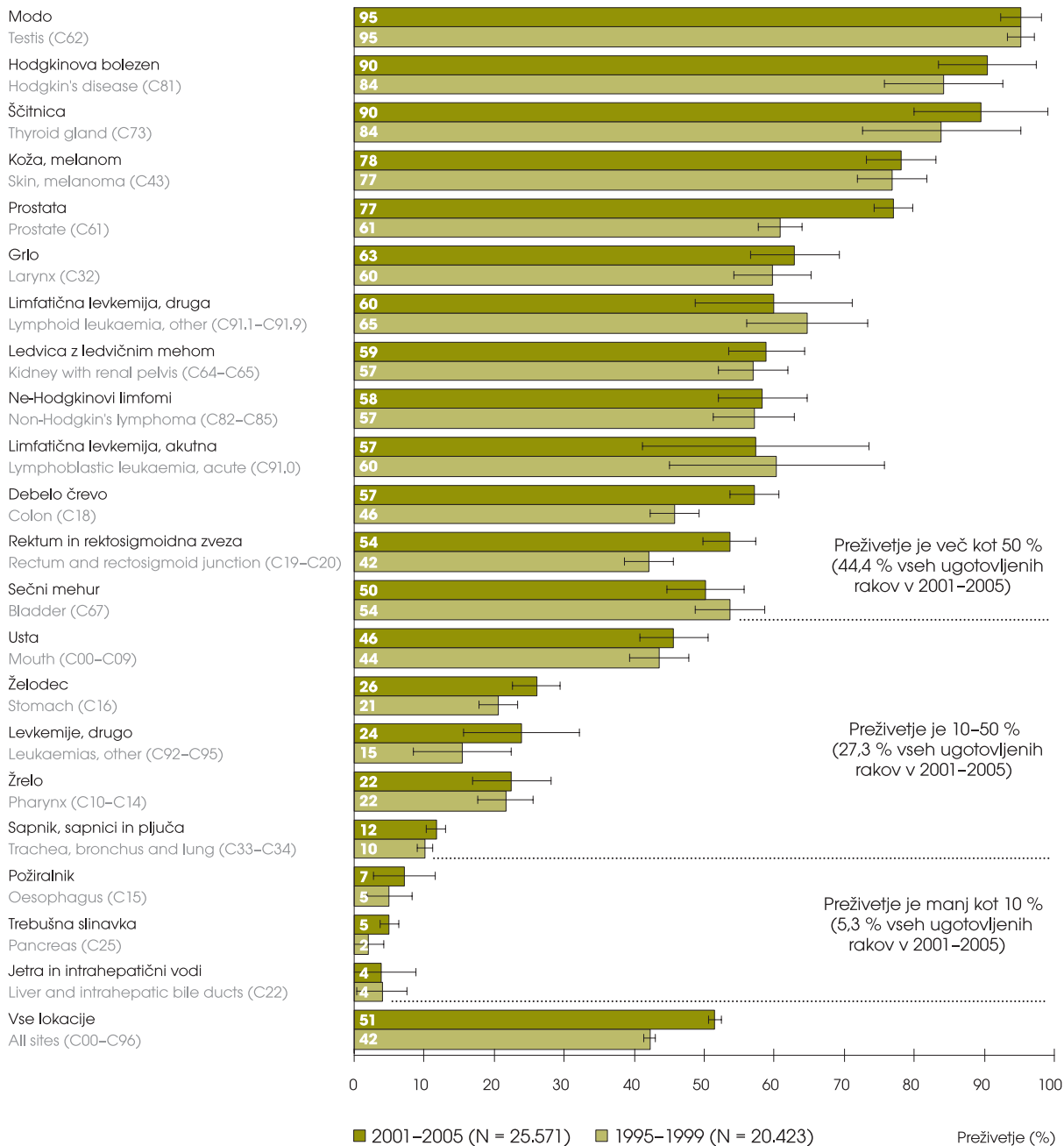
Slika 10. – Figure 10. Nadaljevanje – Continued



Slika 11. Pet-letno relativno preživetje (s 95 % intervalom zaupanja) bolnikov, zbolelih za izbranimi raki v letih 1995–1999 in 2001–2005 po spolu

Figure 11. Five-year relative survival (with 95% confidence interval) of patients diagnosed with selected cancers in periods 1995–1999 and 2001–2005 by sex

MOŠKI – MALES



Slika 11. – Figure 11. Nadaljevanje – Continued

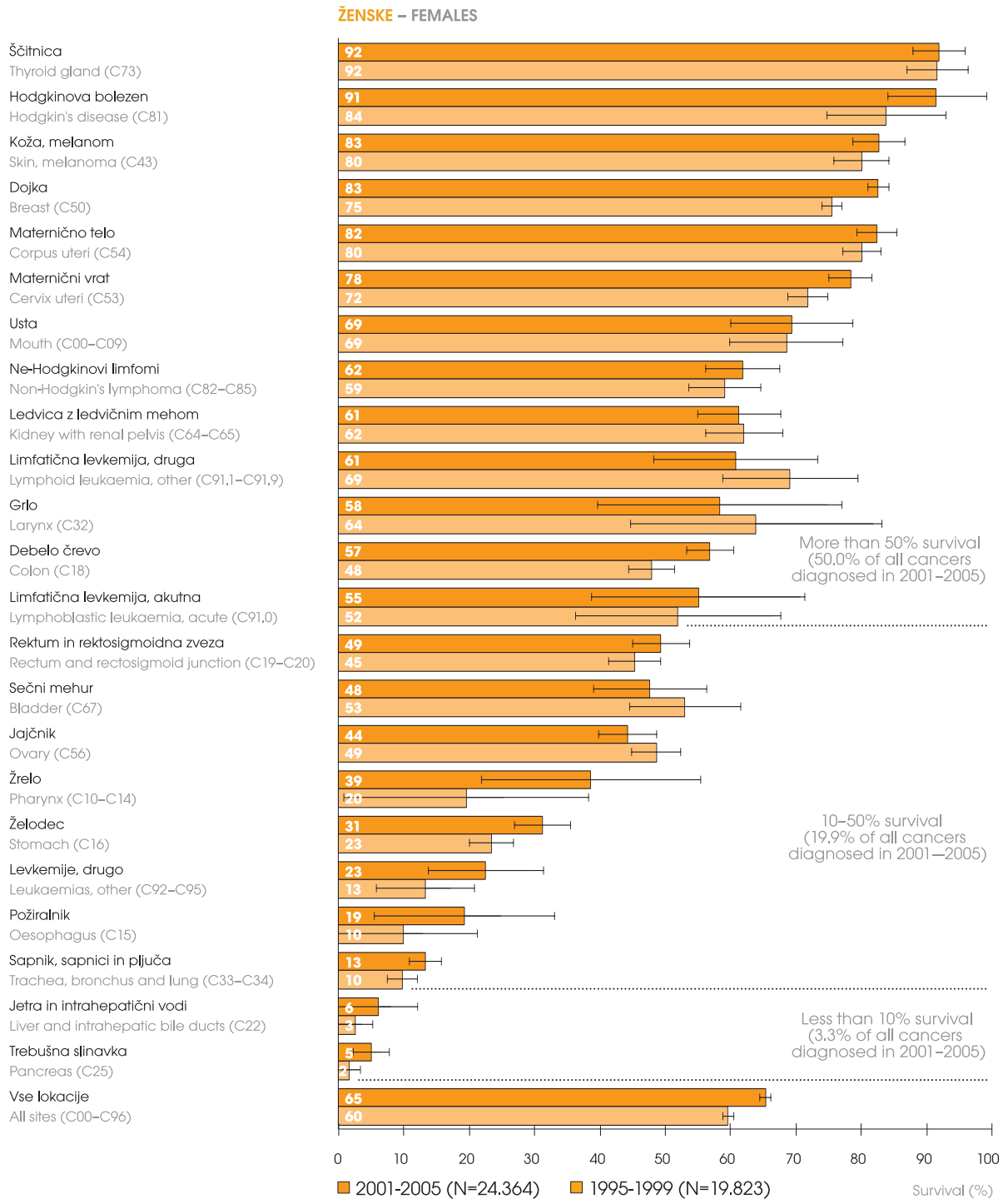


Tabela 1. Prebivalstvo po starosti in spolu – Slovenija, 30. 06. 2005*

Table 1. Population by age and by sex – Slovenia, June 30, 2005*

Starost Age	Skupaj Total	Moški Males	Ženske Females
0–4	89351	45900	43451
5–9	92568	47778	44790
10–14	102957	52777	50180
15–19	123507	63419	60088
20–24	141356	72515	68841
25–29	153502	79417	74085
30–34	145499	74883	70616
35–39	149973	75993	73980
40–44	155302	78677	76625
45–49	156060	79846	76214
50–54	155623	80214	75409
55–59	122423	61325	61098
60–64	103456	49543	53913
65–69	95847	43800	52047
70–74	85872	34939	50933
75–79	65759	22914	42845
80+	62059	16130	45929
Vse starosti All ages	2001114	980070	1021044

*Vir: Statistični urad Republike Slovenije
Source: Statistical Office of the Republic of Slovenia

Tabela 2. Prebivalstvo po statističnih regijah in spolu – Slovenija, 30. 06. 2005*

Table 2. Population by statistical regions and by sex – Slovenia, June 30, 2005*

Statistična regija	Skupaj	Moški	Ženske
Statistical region	Total	Males	Females
Pomurska	122483	59278	63205
Podravska	319282	155876	163406
Koroška	73905	36885	37020
Savinjska	257525	126852	130673
Zasavska	45468	22141	23327
Spodnjeposavska	69940	34647	35293
JV Slovenija	139434	69158	70276
Osrednjeslovenska	498378	241736	256642
Gorenjska	198713	97129	101584
Notranjsko-kraška	51132	25369	25763
Goriška	119541	59037	60504
Obalno-kraška	105313	51962	53351
Slovenija	Skupaj	2001114	980070
Slovenia	Total		1021044

*Vir: Statistični urad Republike Slovenije
 Source: Statistical Office of the Republic of Slovenia



Tabela 3. Incidenca raka glede na način postavitve diagnoze po lokaciji in spolu – Slovenija 2005

Table 3. Cancer incidence according to basis of diagnosis by site and by sex – Slovenia 2005

Šifra MKB*	Primarna lokacija	Spol	Število novih primerov	Mikroskopsko potrjeni primeri		Ugotovljeni z drugimi preiskavami		Registrirani samo iz zdravniških poročil o vzroku smrti	
				Število	%**	Število	%**	Število	%**
ICD code*	Primary site	Sex	Number of new cases	Microscopically confirmed cases	%**	Confirmed by other investigations	%**	Registered from death certificates only	%**
			Number	Number	%**	Number	%**	Number	%**
C00	Vse lokacije	M+Ž	10720	10024	93,5	624	5,8	72	0,7
C96	All sites	M	5455	5101	93,5	330	6,1	24	0,4
		Ž	5265	4923	93,5	294	5,6	48	0,9
C00	Ustnica	M	14	14	–	0	–	0	–
	Lip	Ž	12	12	–	0	–	0	–
C01	Baza jezika	M	21	21	100,0	0	0,0	0	0,0
	Base of tongue	Ž	1	1	–	0	–	0	–
C02	Jezik, drugi deli	M	27	27	100,0	0	0,0	0	0,0
	Tongue, other & unspecified parts	Ž	6	6	–	0	–	0	–
C03	Dlesen	M	2	2	–	0	–	0	–
	Gum	Ž	4	4	–	0	–	0	–
C04	Ustno dno	M	28	28	100,0	0	0,0	0	0,0
	Floor of mouth	Ž	6	6	–	0	–	0	–
C05	Nebo	M	15	15	–	0	–	0	–
	Palate	Ž	4	4	–	0	–	0	–
C06	Usta, drugi deli	M	13	13	–	0	–	0	–
	Mouth, other & unspecified parts	Ž	14	13	–	0	–	1	–
C07	Parotidna žleza	M	9	9	–	0	–	0	–
	Parotid gland	Ž	8	8	–	0	–	0	–
C08	Druge in neopredeljene velike žleze slinavke	M	0	0	–	0	–	0	–
	Other & unspecified major salivary glands	Ž	1	1	–	0	–	0	–
C09	Tonzila	M	23	23	100,0	0	0,0	0	0,0
	Tonsil	Ž	5	5	–	0	–	0	–
C10	Orofarinks	M	46	46	100,0	0	0,0	0	0,0
	Oropharynx	Ž	5	5	–	0	–	0	–
C11	Nazofarinks	M	3	3	–	0	–	0	–
	Nasopharynx	Ž	4	4	–	0	–	0	–
C12	Piriformni sinus	M	21	20	95,2	1	4,8	0	0,0
	Pyiform sinus	Ž	3	3	–	0	–	0	–
C13	Hipofarinks	M	26	24	92,3	2	7,7	0	0,0
	Hypopharynx	Ž	3	3	–	0	–	0	–
C14	Druge in slabo opredeljena mesta na ustnici, v ustni votlini in farinksu	M	0	0	–	0	–	0	–
	Other and ill-defined sites in the lip, oral cavity and pharynx	Ž	0	0	–	0	–	0	–

nadaljevanje / cont'd →

Tabela 3. – Table 3. Nadaljevanje – Continued

Šifra MKB*	Primarna lokacija	Spol	Število novih primerov	Mikroskopsko potrjeni primeri		Ugotovljeni z drugimi preiskavami		Registrirani samo iz zdravniških poročil o vzroku smrti	
				Število	%**	Število	%**	Število	%**
ICD code*	Primary site	Sex	Number of new cases	Microscopically confirmed cases	%**	Confirmed by other investigations	%**	Registered from death certificates only	%**
				Number	%**	Number	%**	Number	%**
C15	Požiralnik Oesophagus	M	74	69	93,2	4	5,4	1	1,4
		Ž	17	15	88,2	2	11,8	0	0,0
C16	Želodec Stomach	M	296	286	96,6	9	3,0	1	0,3
		Ž	186	172	92,5	8	4,3	6	3,2
C17	Tanko črevo Small intestine	M	14	14	–	0	–	0	–
		Ž	15	14	–	1	–	0	–
C18	Debelo črevo Colon	M	381	366	96,1	12	3,1	3	0,8
		Ž	311	299	96,1	9	2,9	3	1,0
C19	Rektosigmoidna zveza Rectosigmoid junction	M	67	65	97,0	0	0,0	2	3,0
		Ž	46	44	95,7	1	2,2	1	2,2
C20	Rektum Rectum	M	236	229	97,0	5	2,1	2	0,8
		Ž	176	168	95,5	4	2,3	4	2,3
C21	Anus in analni kanal Anus and anal canal	M	12	12	–	0	–	0	–
		Ž	6	6	–	0	–	0	–
C22	Jetra in intrahepatični vodi Liver and intrahepatic bile ducts	M	99	64	64,6	34	34,3	1	1,0
		Ž	32	10	31,3	18	56,3	4	12,5
C23	Žolčnik Gallbladder	M	21	12	57,1	9	42,9	0	0,0
		Ž	70	46	65,7	24	34,3	0	0,0
C24	Drugi in neopredeljeni deli biliarnega trakta Biliary tract, other and unspecified parts	M	38	29	76,3	9	23,7	0	0,0
		Ž	46	27	58,7	19	41,3	0	0,0
C25	Trebušna slinavka Pancreas	M	114	70	61,4	44	38,6	0	0,0
		Ž	171	90	52,6	76	44,4	5	2,9
C26	Druga in slabo opredeljena mesta v prebavnih organih Other and ill-defined digestive organs	M	3	1	–	1	–	1	–
		Ž	5	2	–	2	–	1	–
C30	Nosna votlina in srednje uho Nasal cavity and middle ear	M	5	5	–	0	–	0	–
		Ž	3	3	–	0	–	0	–
C31	Obnosni sinusi Accessory sinuses	M	5	5	–	0	–	0	–
		Ž	4	4	–	0	–	0	–
C32	Grla Larynx	M	76	75	98,7	1	1,3	0	0,0
		Ž	13	13	–	0	–	0	–
C33	Sapnik Trachea	M	1	1	–	0	–	0	–
		Ž	4	4	–	0	–	0	–
C34	Sapnica in pljuča Bronchus and lung	M	846	781	92,3	60	7,1	5	0,6
		Ž	299	268	89,6	28	9,4	3	1,0
C37	Timus Thymus	M	3	3	–	0	–	0	–
		Ž	1	1	–	0	–	0	–

nadaljevanje / cont'd →

Tabela 3. – Table 3. Nadaljevanje – Continued

Šifra MKB*	Primarna lokacija	Spol	Število novih primerov	Mikroskopsko potrjeni primeri		Ugotovljeni z drugimi preiskavami		Registrirani samo iz zdravniških poročil o vzroku smrti	
				Število	%**	Število	%**	Število	%**
ICD code*	Primary site	Sex	Number of new cases	Microscopically confirmed cases	%**	Confirmed by other investigations	%**	Registered from death certificates only	%**
			Number	Number	%**	Number	%**	Number	%**
C38	Srce, mediastinum, plevra Heart, mediastinum, pleura	M	6	4	-	2	-	0	-
		Ž	1	1	-	0	-	0	-
C39	Druga in slabo opredeljena mesta v dihalih in prsnih organih Other and ill-defined sites in the respiratory system and intrathoracic organs	M	0	0	-	0	-	0	-
		Ž	0	0	-	0	-	0	-
C40	Kosti, sklepni hrustanec udov Bone and articular cartilage of limbs	M	0	0	-	0	-	0	-
		Ž	2	2	-	0	-	0	-
C41	Kosti, sklepni hrustanec, drugje Bone and articular cartilage of other and unspecified parts	M	3	3	-	0	-	0	-
		Ž	6	6	-	0	-	0	-
C43	Malignni melanom kože Malignant melanoma of skin	M	126	126	100,0	0	0,0	0	0,0
		Ž	181	181	100,0	0	0,0	0	0,0
C44	Druge maligne neoplazme kože Skin, other malignomas	M	772	767	99,4	5	0,6	0	0,0
		Ž	834	831	99,6	1	0,1	2	0,2
C45	Mezoteliom Mesothelioma	M	20	20	100,0	0	0,0	0	0,0
		Ž	4	4	-	0	-	0	-
C46	Kaposijev sarkom Kaposi's sarcoma	M	2	2	-	0	-	0	-
		Ž	0	0	-	0	-	0	-
C47	Periferni živci in avtonomno živčevje Peripheral nerves and autonomic nervous system	M	1	1	-	0	-	0	-
		Ž	1	1	-	0	-	0	-
C48	Peritonej in retroperitonej Retroperitoneum and peritoneum	M	3	3	-	0	-	0	-
		Ž	13	13	-	0	-	0	-
C49	Drugo vezivno in mehko tkivo Other connective and soft tissue	M	23	22	95,7	1	4,3	0	0,0
		Ž	21	20	95,2	1	4,8	0	0,0
C50	Dojka Breast	M	9	9	-	0	-	0	-
		Ž	1082	1064	98,3	12	1,1	6	0,6
C51	Žensko zunanje spolovilo Vulva	M	-	-	-	-	-	-	-
		Ž	41	41	100,0	0	0,0	0	0,0
C52	Nožnica Vagina	M	-	-	-	-	-	-	-
		Ž	4	4	-	0	-	0	-
C53	Maternični vrat Cervix uteri	M	-	-	-	-	-	-	-
		Ž	180	178	98,9	2	1,1	0	0,0
C54	Maternično telo Corpus uteri	M	-	-	-	-	-	-	-
		Ž	326	323	99,1	3	0,9	0	0,0
C55	Maternica, neopredeljeno Uterus, unspecified	M	-	-	-	-	-	-	-
		Ž	9	7	-	1	-	1	-
C56	Jajčnik Ovary	M	-	-	-	-	-	-	-
		Ž	197	187	94,9	7	3,6	3	1,5

nadaljevanje / cont'd →

Tabela 3. – Table 3. Nadaljevanje – Continued

Šifra MKB*	Primarna lokacija	Spol	Število novih primerov	Mikroskopsko potrjeni primeri		Ugotovljeni z drugimi preiskavami		Registrirani samo iz zdravniških poročil o vzroku smrti	
				Število	%**	Število	%**	Število	%**
ICD code*	Primary site	Sex	Number of new cases	Microscopically confirmed cases	%**	Confirmed by other investigations	%**	Registered from death certificates only	%**
				Number	%**	Number	%**	Number	%**
C57	Drugi in neopredeljeni ženski spolni organi Other and unspecified parts of female genital organs	M	–	–	–	–	–	–	–
		Ž	9	9	–	0	–	0	–
C58	Posteljica Placenta	M	–	–	–	–	–	–	–
		Ž	0	0	–	0	–	0	–
C60	Penis Penis	M	6	6	–	0	–	0	–
		Ž	–	–	–	–	–	–	–
C61	Prostata Prostate	M	859	803	93,5	52	6,1	4	0,5
		Ž	–	–	–	–	–	–	–
C62	Modo Testis	M	79	79	100,0	0	0,0	0	0,0
		Ž	–	–	–	–	–	–	–
C63	Drugi in neopredeljeni moški spolni organi Other and unspecified male genital organs	M	4	3	–	0	–	1	–
		Ž	–	–	–	–	–	–	–
C64	Ledvica razen meha Kidney, except renal pelvis	M	172	153	89,0	19	11,0	0	0,0
		Ž	89	74	83,1	15	16,9	0	0,0
C65	Ledvični meh Renal pelvis	M	14	14	–	0	–	0	–
		Ž	14	13	–	1	–	0	–
C66	Sečevod Ureter	M	9	9	–	0	–	0	–
		Ž	6	6	–	0	–	0	–
C67	Sečni mehur Bladder	M	211	202	95,7	9	4,3	0	0,0
		Ž	64	60	93,8	4	6,3	0	0,0
C68	Drugi in neopredeljeni sečni organi Other and unspecified urinary organs	M	2	2	–	0	–	0	–
		Ž	0	0	–	0	–	0	–
C69	Oko in očesni adneksi Eye and adnexa	M	14	14	–	0	–	0	–
		Ž	5	5	–	0	–	0	–
C70	Meninge Meninges	M	1	1	–	0	–	0	–
		Ž	2	2	–	0	–	0	–
C71	Možgani Brain	M	66	64	97,0	2	3,0	0	0,0
		Ž	64	51	79,7	12	18,8	1	1,6
C72	Hrbtni mozeg, možganski živci in drugi deli CŽS Spinal cord, cranial nerves and other parts of CNS	M	0	0	–	0	–	0	–
		Ž	1	1	–	0	–	0	–
C73	Ščitnica Thyroid gland	M	31	31	100,0	0	0,0	0	0,0
		Ž	117	117	100,0	0	0,0	0	0,0
C74	Nadledvična žleza Adrenal gland	M	1	1	–	0	–	0	–
		Ž	2	2	–	0	–	0	–
C75	Druge endokrine žleze in sorodne strukture Other endocrine glands and related structures	M	0	0	–	0	–	0	–
		Ž	2	1	–	1	–	0	–

nadaljevanje / cont'd →

Tabela 3. – Table 3. Nadaljevanje – Continued

Šifra MKB*	Primarna lokacija	Spol	Število novih primerov	Mikroskopsko potrjeni primeri		Ugotovljeni z drugimi preiskavami		Registrirani samo iz zdravniških poročil o vzroku smrti	
				Število	%**	Število	%**	Število	%**
ICD code*	Primary site	Sex	Number of new cases	Microscopically confirmed cases	%**	Confirmed by other investigations	%**	Registered from death certificates only	%**
			Number	Number	%**	Number	%**	Number	%**
C76	Druga in slabo opredeljena mesta Other and ill-defined sites	M	7	5	–	2	–	0	–
		Ž	23	15	65,2	6	26,1	2	8,7
C77	Metastaza in neopredeljena maligna neoplazma bezgavk Metastasis and unspecified malignant neoplasm of lymph nodes	M	24	23	95,8	1	4,2	0	0,0
		Ž	12	11	–	1	–	0	–
C78	Metastaze dihal in prebavil Metastases of respiratory and digestive organs	M	43	20	46,5	21	48,8	2	4,7
		Ž	51	28	54,9	21	41,2	2	3,9
C79	Metastaze, druge Metastases of other sites	M	22	11	50,0	11	50,0	0	0,0
		Ž	9	4	–	5	–	0	–
C80	Maligna neoplazma brez opredeljenega mesta Malignant neoplasm without specification of site	M	43	28	65,1	14	32,6	1	2,3
		Ž	40	29	72,5	8	20,0	3	7,5
C81	Hodgkinova bolezen Hodgkin's disease	M	26	26	100,0	0	0,0	0	0,0
		Ž	19	19	100,0	0	0,0	0	0,0
C82	Folikularni ne-Hodgkinov limfom Follicular non-Hodgkin's lymphoma	M	26	26	100,0	0	0,0	0	0,0
		Ž	39	39	100,0	0	0,0	0	0,0
C83	Difuzni ne-Hodgkinov limfom Diffuse non-Hodgkin's lymphoma	M	68	68	100,0	0	0,0	0	0,0
		Ž	77	77	100,0	0	0,0	0	0,0
C84	Limfomi celic T in kožni limfom celic T Peripheral and cutaneous T-cell lymphomas	M	15	15	–	0	–	0	–
		Ž	14	14	–	0	–	0	–
C85	Druge in neopredeljene vrste ne-Hodgkinovega limfoma Other and unspecified types of non-Hodgkin's lymphoma	M	7	7	–	0	–	0	–
		Ž	8	8	–	0	–	0	–
C88	Maligne imunoproliferativne bolezni Malignant immunoproliferative diseases	M	1	1	–	0	–	0	–
		Ž	0	0	–	0	–	0	–
C90	Difuzni plazmocitom in maligne neoplazme plazmocitov Multiple myeloma and malignant plasma cell neoplasms	M	45	45	100,0	0	0,0	0	0,0
		Ž	56	55	98,2	1	1,8	0	0,0
C91.0	Limfatična levkemija, akutna Lymphoblastic leukaemia, acute	M	9	9	–	0	–	0	–
		Ž	8	8	–	0	–	0	–
C91.1 –	Limfatična levkemija, druga	M	46	46	100,0	0	0,0	0	0,0
C91.9	Lymphoid leukaemia, other	Ž	34	34	100,0	0	0,0	0	0,0
C92	Mieloična levkemija Myeloid leukaemia	M	31	31	100,0	0	0,0	0	0,0
		Ž	47	47	100,0	0	0,0	0	0,0
C93	Monocitna levkemija Monocytic leukaemia	M	3	3	–	0	–	0	–
		Ž	3	3	–	0	–	0	–

nadaljevanje / cont'd →

Tabela 3. – Table 3. Nadaljevanje – Continued

Šifra MKB*	Primarna lokacija	Spol	Število novih primerov	Mikroskopsko potrjeni primeri		Ugotovljeni z drugimi preiskavami		Registrirani samo iz zdravniških poročil o vzroku smrti	
				Število	%**	Število	%**	Število	%**
ICD *code	Primary site	Sex	Number of new cases	Microscopically confirmed cases	%**	Confirmed by other investigations	%**	Registered from death certificates only	%**
C94	Druge opredeljene levkemije Other leukaemias of specified cells	M	0	0	–	0	–	0	–
		Ž	2	2	–	0	–	0	–
C95	Levkemija z neopredeljenim celičnim tipom Leukaemia, unspecified cell type	M	0	0	–	0	–	0	–
		Ž	1	1	–	0	–	0	–
C96	Druge in neopredeljene maligne neoplazme limfatičnega, krvotvornega ali sorodnega tkiva Other and unspecified malignant neoplasms of lymphoid, haematopoietic and related tissue	M	66	66	100,0	0	0,0	0	0,0
		Ž	64	64	100,0	0	0,0	0	0,0

Zgoraj neupoštevani

Not included above

D03	Melanom, in situ Melanoma, in situ	M	16	16	100,0	0	0,0	0	0,0
		Ž	13	13	–	0	–	0	–
D05	Dojka, in situ Breast, in situ	M	2	2	–	0	–	0	–
		Ž	90	90	100,0	0	0,0	0	0,0
D06	Maternični vrat, CIN III Cervix uteri, in situ	M	–	–	–	–	–	–	–
		Ž	1093	1093	100,0	0	0,0	0	0,0
D09.0	Sečni mehur, in situ Bladder, in situ	M	107	107	100,0	0	0,0	0	0,0
		Ž	38	38	100,0	0	0,0	0	0,0
D32.0	Meninge, benigna neoplazma Benign neoplasm of meninges	M	21	17	81,0	4	6,0	0	0,0
		Ž	43	42	97,7	1	2,3	0	0,0
D33.0	Možgani, benigna neoplazma –D33.2 Benign neoplasm of brain	M	0	0	–	0	–	0	–
		Ž	1	1	–	0	–	0	–
D39.1	Jajčnik, neopl. negotovega značaja Ovary, neopl. of uncertain behavior	M	–	–	–	–	–	–	–
		Ž	30	30	100,0	0	0,0	0	0,0
D43.0	Možgani, neopredeljeno –D43.2 CNS, uncertain or unknown	M	6	2	–	4	–	0	–
		Ž	11	4	–	6	–	1	–

* MKB – Mednarodna klasifikacija bolezni, deseta revizija, 1995

ICD – International Classification of Diseases, Tenth Revision, 1995

** Odstotki niso računani, če je število novih primerov manjše od 15

Percentages are not calculated when number of new cases is less than 15

Tabela 4a. Incidenca raka po lokaciji (MKB-10), spolu in starosti – Slovenija 2005

Table 4a. Cancer incidence by site (ICD-10), by sex and by age – Slovenia 2005

Šifra MKB	Lokacija	Spol	Vse starosti	Starost																	
				Sex	All ages	Age															
						0–	5–	10–	15–	20–	25–	30–	35–	40–	45–	50–	55–	60–	65–	70–	75–
C00	Vse lokacije	M+Ž	10720	15	9	6	21	50	81	115	203	336	544	898	1058	1242	1521	1665	1453	1503	
C96	All sites	M	5455	7	6	5	12	23	34	40	70	121	240	444	599	715	919	945	736	539	
		Ž	5265	8	3	1	9	27	47	75	133	215	304	454	459	527	602	720	717	964	
C00	Ustnica	M	14	0	0	0	0	0	0	0	0	0	1	0	1	2	2	2	5	1	
	Lip	Ž	12	0	0	0	0	0	0	0	0	0	0	0	1	0	3	2	1	5	
C01	Baza jezika	M	21	0	0	0	0	0	0	0	1	0	4	6	2	2	4	1	1	0	
	Base of tongue	Ž	1	0	0	0	0	0	0	0	0	0	0	0	0	0	0	0	0	1	
C02	Jezik, drugi deli	M	27	0	0	0	0	0	0	0	1	3	4	6	4	3	3	2	1	0	
	Tongue, other & unspecified parts	Ž	6	0	0	0	0	1	0	0	0	0	0	0	0	2	2	0	1	0	
C03	Dlesen	M	2	0	0	0	0	0	0	0	0	0	0	0	0	0	1	0	0	1	
	Gum	Ž	4	0	0	0	0	0	0	0	0	0	0	0	1	0	0	1	2	0	
C04	Ustno dno	M	28	0	0	0	0	0	0	0	1	2	4	6	8	2	2	1	2	0	
	Floor of mouth	Ž	6	0	0	0	0	0	0	0	0	1	1	0	0	2	1	1	0	0	
C05	Nebo	M	15	0	0	0	0	0	0	0	0	0	2	1	4	4	2	2	0	0	
	Palate	Ž	4	0	0	0	0	1	0	0	1	1	0	0	1	0	0	0	0	0	
C06	Usta, drugi deli	M	13	0	0	0	0	0	0	0	0	0	1	1	3	2	3	2	1	0	
	Mouth, other & unspecified parts	Ž	14	0	0	0	0	0	0	0	1	2	0	1	1	2	0	4	1	2	
C07	Parotidna žleza	M	9	0	0	0	0	0	0	0	1	1	2	0	1	1	0	1	1	1	
	Parotid gland	Ž	8	0	0	0	1	0	0	0	0	0	0	1	0	1	1	1	0	3	
C08	Druge in neopredeljene velike žleze slinavke	M	0	0	0	0	0	0	0	0	0	0	0	0	0	0	0	0	0	0	
	Other & unspecified major salivary glands	Ž	1	0	0	0	0	0	0	0	0	0	0	0	0	0	0	0	1	0	
C09	Tonzila	M	23	0	0	0	0	0	0	0	1	1	3	1	4	5	2	3	2	1	
	Tonsil	Ž	5	0	0	0	0	0	0	0	0	0	2	1	0	1	0	0	1	0	
C10	Orofarinks	M	46	0	0	0	0	0	0	0	1	3	9	8	5	10	5	4	1	0	
	Oropharynx	Ž	5	0	0	0	0	0	0	0	0	0	0	0	0	3	0	1	1	0	
C11	Nazofarinks	M	3	0	0	0	0	0	0	0	1	0	0	0	2	0	0	0	0	0	
	Nasopharynx	Ž	4	0	0	0	0	0	0	0	0	1	0	0	1	0	0	1	1	0	
C12	Piriformni sinus	M	21	0	0	0	0	0	0	0	0	0	1	2	3	4	7	2	2	0	
	Pyiform sinus	Ž	3	0	0	0	0	0	0	0	0	0	1	1	1	0	0	0	0	0	
C13	Hipofarinks	M	26	0	0	0	0	0	0	0	0	2	4	9	4	5	1	1	0	0	
	Hypopharynx	Ž	3	0	0	0	0	0	0	0	0	1	1	0	0	0	0	0	1	0	
C14	Druga in slabo opredeljena mesta na ustnici, v ustni votlini in farinksu	M	0	0	0	0	0	0	0	0	0	0	0	0	0	0	0	0	0	0	
	Other and ill-defined sites in the lip, oral cavity and pharynx	Ž	0	0	0	0	0	0	0	0	0	0	0	0	0	0	0	0	0	0	
C15	Požiralnik	M	74	0	0	0	0	0	0	0	0	1	1	4	16	19	11	14	4	4	
	Oesophagus	Ž	17	0	0	0	0	0	0	0	0	0	0	1	2	3	1	4	2	4	
C16	Želodec	M	296	0	0	0	0	0	1	1	1	11	14	21	25	35	54	46	50	37	
	Stomach	Ž	186	0	0	0	0	0	4	2	3	8	4	8	10	19	34	37	57	0	
C17	Tanko črevo	M	14	0	0	0	0	0	0	0	0	0	1	4	1	1	1	2	0	4	
	Small intestine	Ž	15	0	0	0	0	0	0	0	1	0	0	1	1	0	5	2	3	2	
C18	Debelo črevo	M	381	0	0	0	0	0	1	0	1	8	10	22	37	46	80	72	65	39	
	Colon	Ž	311	0	0	0	0	0	0	1	1	8	4	19	17	34	34	57	56	80	
C19	Rektosigmoidna zveza	M	67	0	0	0	0	0	0	0	2	4	3	10	9	11	13	8	7	0	
	Rectosigmoid junction	Ž	46	0	0	0	0	1	0	0	0	1	2	1	8	9	4	8	12	0	
C20	Rektum	M	236	0	0	0	0	0	1	1	2	3	9	17	35	30	41	44	35	18	
	Rectum	Ž	176	0	0	0	0	0	1	0	1	3	4	8	12	14	25	24	39	45	
C21	Anus in analni kanal	M	12	0	0	0	0	0	0	0	0	1	2	2	1	3	1	1	1	0	
	Anus and anal canal	Ž	6	0	0	0	0	0	0	0	0	1	0	2	0	1	1	0	1	0	
C22	Jetra in intrahepatični vodi	M	99	0	0	0	0	0	0	0	0	0	5	10	11	12	23	16	11	11	
	Liver and intrahepatic bile ducts	Ž	32	0	0	0	0	0	0	0	0	0	0	0	1	0	7	3	7	14	
C23	Žolčnik	M	21	0	0	0	0	0	0	0	1	0	1	0	1	3	4	2	4	5	
	Gallbladder	Ž	70	0	0	0	0	0	0	0	0	0	0	7	6	3	5	9	21	19	
C24	Drugi in neopredeljeni deli biliarnega trakta	M	38	0	0	0	0	0	0	0	0	1	3	1	3	5	7	11	3	4	
	Biliary tract, other and unspecified parts	Ž	46	0	0	0	0	0	0	0	0	1	1	2	3	3	4	5	10	17	
C25	Trebušna slinavka	M	114	0	0	0	0	0	0	1	0	6	4	9	12	22	15	15	18	12	
	Pancreas	Ž	171	0	0	0	0	0	0	0	1	2	7	10	10	18	20	38	26	39	

nadaljevanje / cont'd →

Tabela 4a. – Table 4a. Nadaljevanje – Continued

Šifra MKB	Lokacija Site	Spol Sex	Vse starosti All ages	Starost Age																	
				Age																	
				0–	5–	10–	15–	20–	25–	30–	35–	40–	45–	50–	55–	60–	65–	70–	75–	80+	
C26	Druga in slabo opredeljena mesta v prebavnih organih Other and ill-defined digestive organs	M	3	0	0	0	0	0	0	0	0	0	0	0	1	0	0	0	0	1	1
		Ž	5	0	0	0	0	0	0	0	0	0	0	0	0	1	1	0	1	0	0
C30	Nosna votlina in srednje uho Nasal cavity and middle ear	M	5	1	0	0	0	0	0	0	0	0	0	0	0	0	0	1	1	2	0
		Ž	3	0	0	0	0	0	0	0	0	1	0	0	1	0	0	0	0	1	0
C31	Obnosni sinusi Accessory sinuses	M	5	0	0	0	0	0	0	0	0	0	0	1	0	2	0	0	1	1	0
		Ž	4	0	0	0	0	0	0	0	0	0	0	1	1	0	1	1	0	0	0
C32	Grlo Larynx	M	76	0	0	0	0	0	0	0	1	3	8	7	12	10	10	11	9	5	
		Ž	13	0	0	0	0	0	0	0	1	1	1	2	2	2	2	0	4	0	
C33	Sapnik Trachea	M	1	0	0	0	0	0	0	0	0	0	0	0	0	1	0	0	0	0	0
		Ž	4	0	0	0	0	0	0	0	0	0	1	0	1	1	0	0	1	0	0
C34	Sapnica in pljuča Bronchus and lung	M	846	0	0	0	0	0	2	3	12	37	88	112	113	143	164	110	62		
		Ž	299	0	0	0	0	0	0	0	4	13	17	37	26	33	38	42	39	50	
C37	Timus Thymus	M	3	0	0	0	0	0	0	0	0	0	0	2	0	0	1	0	0	0	
		Ž	1	0	0	0	0	0	0	0	0	0	0	0	0	0	0	0	1	0	
C38	Srce, mediastinum, plevra Heart, mediastinum, pleura	M	6	0	0	0	1	0	0	1	1	0	0	0	0	0	0	0	0	3	
		Ž	1	1	0	0	0	0	0	0	0	0	0	0	0	0	0	0	0	0	
C39	Druga in slabo opredeljena mesta v dihalih in prsni organih Other and ill-defined sites in the respiratory system and intrathoracic organs	M	0	0	0	0	0	0	0	0	0	0	0	0	0	0	0	0	0	0	
		Ž	0	0	0	0	0	0	0	0	0	0	0	0	0	0	0	0	0	0	
C40	Kosti, sklepni hrustanec udov Bone and articular cartilage of limbs	M	0	0	0	0	0	0	0	0	0	0	0	0	0	0	0	0	0	0	
		Ž	2	0	0	0	1	0	0	0	0	0	0	0	0	0	0	0	1	0	
C41	Kosti, sklepni hrustanec, druge Bone and articular cartilage of other and unspecified parts	M	3	0	0	0	0	0	0	0	0	0	1	0	0	0	2	0	0		
		Ž	6	0	0	0	1	1	0	0	1	2	0	0	0	0	0	0	1	0	
C43	Malignni melanom kože Malignant melanoma of skin	M	126	0	0	0	0	1	1	4	6	8	9	15	22	12	16	15	5	12	
		Ž	181	0	0	0	0	3	4	8	13	9	19	13	15	16	23	14	12	32	
C44	Druge maligne neoplazme kože Skin, other malignomas	M	772	0	0	0	0	0	3	3	5	15	24	54	65	92	108	164	125	114	
		Ž	834	0	0	0	0	0	5	9	8	16	29	53	57	72	98	133	130	224	
C45	Mezoteliom Mesothelioma	M	20	0	0	0	0	0	0	0	0	0	4	2	5	3	3	2	1		
		Ž	4	0	0	0	0	0	0	0	1	0	0	1	0	2	0	0	0		
C46	Kaposijev sarkom Kaposi's sarcoma	M	2	0	0	0	0	0	0	0	0	0	0	0	1	0	0	0	1		
		Ž	0	0	0	0	0	0	0	0	0	0	0	0	0	0	0	0	0		
C47	Periferni živci in avtonomno živčevje Peripheral nerves and autonomic nervous system	M	1	0	0	0	0	0	0	0	0	0	0	0	0	0	1	0	0	0	
		Ž	1	0	0	0	0	0	0	0	1	0	0	0	0	0	0	0	0	0	
C48	Peritonej in retroperitonej Retroperitoneum and peritoneum	M	3	0	0	0	0	0	0	0	0	0	0	0	0	1	2	0	0		
		Ž	13	1	0	0	0	0	0	0	1	0	0	0	2	1	5	2	1	0	
C49	Drugo vezivno in mehko tkivo Other connective and soft tissue	M	23	0	0	0	0	1	1	1	3	1	1	5	2	3	3	1	1	0	
		Ž	21	0	0	0	0	0	0	1	3	0	2	2	3	1	2	2	4	1	
C50	Dojka Breast	M	9	0	0	0	0	0	0	0	0	0	1	0	0	1	2	3	2		
		Ž	1082	0	0	0	0	0	4	20	37	76	89	135	137	133	119	125	104	103	
C51	Žensko zunanje spolovilo Vulva	M	–	–	–	–	–	–	–	–	–	–	–	–	–	–	–	–	–		
		Ž	41	0	0	0	0	0	0	0	0	2	2	5	3	1	4	6	7	11	
C52	Nožnica Vagina	M	–	–	–	–	–	–	–	–	–	–	–	–	–	–	–	–	–		
		Ž	4	0	0	0	0	0	0	0	0	0	0	0	0	0	3	0	1		
C53	Maternični vrat Cervix uteri	M	–	–	–	–	–	–	–	–	–	–	–	–	–	–	–	–	–		
		Ž	180	0	0	0	0	3	9	17	27	24	32	14	8	6	8	11	9	12	
C54	Maternično telo Corpus uteri	M	–	–	–	–	–	–	–	–	–	–	–	–	–	–	–	–	–		
		Ž	326	0	0	0	0	0	1	0	1	9	13	45	46	38	51	46	42	34	
C55	Maternica, neopredeljeno Uterus, unspecified	M	–	–	–	–	–	–	–	–	–	–	–	–	–	–	–	–	–		
		Ž	9	0	0	0	0	0	0	0	1	1	2	0	0	1	1	2	1		
C56	Jajčnik Ovary	M	–	–	–	–	–	–	–	–	–	–	–	–	–	–	–	–	–		
		Ž	197	0	1	0	1	1	4	0	4	5	18	23	23	35	22	23	22	15	

nadaljevanje / cont'd →

Tabela 4a. – Table 4a. Nadaljevanje – Continued

Šifra MKB	Lokacija	Spol	Vse starosti	Starost																		
				ICD code	Site	Sex	All ages	0-	5-	10-	15-	20-	25-	30-	35-	40-	45-	50-	55-	60-	65-	70-
C57	Drugi in neopredeljeni ženski spolni organi Other and unspecified parts of female genital organs	M	-	-	-	-	-	-	-	-	-	-	-	-	-	-	-	-	-	-	-	-
		Ž	9	0	0	0	0	0	0	0	0	1	0	1	1	2	2	1	0	0	0	1
C58	Posteljica Placenta	M	-	-	-	-	-	-	-	-	-	-	-	-	-	-	-	-	-	-	-	-
		Ž	0	0	0	0	0	0	0	0	0	0	0	0	0	0	0	0	0	0	0	0
C60	Penis	M	6	0	0	0	0	0	0	0	0	1	0	0	0	1	2	0	1	1		
		Ž	-	-	-	-	-	-	-	-	-	-	-	-	-	-	-	-	-	-	-	-
C61	Prostata Prostate	M	859	0	0	0	0	0	0	0	0	1	7	37	76	137	188	174	148	91		
		Ž	-	-	-	-	-	-	-	-	-	-	-	-	-	-	-	-	-	-	-	-
C62	Modo Testis	M	79	0	0	0	4	11	16	19	13	7	6	1	2	0	0	0	0	0	0	0
		Ž	-	-	-	-	-	-	-	-	-	-	-	-	-	-	-	-	-	-	-	-
C63	Drugi in neopredeljeni moški spolni organi Other and unspecified male genital organs	M	4	0	0	0	0	0	0	0	2	0	1	1	0	0	0	0	0	0	0	0
		Ž	-	-	-	-	-	-	-	-	-	-	-	-	-	-	-	-	-	-	-	-
C64	Ledvica razen meha Kidney, except renal pelvis	M	172	0	0	0	0	1	0	2	7	7	15	13	27	30	25	26	11	8		
		Ž	89	0	1	0	0	0	0	1	1	4	7	5	3	10	15	17	15	10		
C65	Ledvični meh Renal pelvis	M	14	0	0	0	0	0	0	0	0	0	0	2	0	2	3	2	3	2		
		Ž	14	0	0	0	0	0	0	0	0	0	0	1	0	2	4	4	0	3		
C66	Sečevod Ureter	M	9	0	0	0	0	0	0	0	0	0	1	3	1	0	2	1	1	0		
		Ž	6	0	0	0	0	0	0	0	1	0	0	0	0	0	0	2	0	3		
C67	Sečni mehur Bladder	M	211	0	0	0	0	0	0	0	0	0	5	19	24	22	33	45	29	34		
		Ž	64	0	0	0	0	0	0	0	0	2	4	2	6	2	7	7	16	18		
C68	Drugi in neopredeljeni sečni organi Other and unspecified urinary organs	M	2	0	0	0	0	0	0	0	0	0	0	0	0	0	0	0	1	1	0	0
		Ž	0	0	0	0	0	0	0	0	0	0	0	0	0	0	0	0	0	0	0	0
C69	Okno očesni adneksi Eye and adnexa	M	14	1	0	0	0	0	0	0	0	1	2	1	1	1	2	2	2	1		
		Ž	5	0	0	0	0	0	0	0	0	0	1	0	1	1	0	0	0	2		
C70	Meninge Meninges	M	1	0	0	0	0	0	0	0	0	0	0	1	0	0	0	0	0	0		
		Ž	2	0	0	0	0	0	0	0	0	0	0	1	1	0	0	0	0	0		
C71	Možgani Brain	M	66	2	3	1	0	1	1	1	2	4	6	13	5	6	12	4	3	2		
		Ž	64	2	1	0	0	1	2	0	2	7	4	3	3	10	4	12	5	8		
C72	Hrbtini mozeg, možganski živci in drugi deli CZS Spinal cord, cranial nerves and other parts of CNS	M	0	0	0	0	0	0	0	0	0	0	0	0	0	0	0	0	0	0		
		Ž	1	0	0	0	0	0	0	0	0	0	0	0	1	0	0	0	0	0		
C73	Ščitnica Thyroid gland	M	31	0	0	1	1	1	2	0	1	1	3	8	5	5	2	1	0	0		
		Ž	117	0	0	0	1	11	8	7	11	13	11	16	7	14	5	5	3	5		
C74	Nadledvična žleza Adrenal gland	M	1	0	0	0	0	0	0	0	0	0	0	1	0	0	0	0	0	0		
		Ž	2	1	0	0	0	0	0	0	0	0	0	0	0	0	1	0	0	0		
C75	Druge endokrine žleze in sorodne strukture Other endocrine glands and related structures	M	0	0	0	0	0	0	0	0	0	0	0	0	0	0	0	0	0	0		
		Ž	2	0	0	0	0	0	0	0	0	0	0	0	0	0	0	0	0	1	1	
C76	Druga in slabo opredeljena mesta Other and ill-defined sites	M	7	0	0	0	0	0	1	0	0	0	1	0	0	1	1	1	2	0		
		Ž	23	0	0	0	0	0	0	0	0	0	0	0	3	1	3	5	4	7		
C77	Metastaza in neopredeljena maligna neoplazma bezgavk Metastasis and unspecified malignant neoplasm of lymph nodes	M	24	0	0	0	0	0	0	1	0	1	0	5	3	4	4	3	2	1		
		Ž	12	0	0	0	0	0	0	0	0	0	1	2	2	1	1	1	1	3		
C78	Metastaze dihal in prebavil Metastases of respiratory and digestive organs	M	43	0	0	0	0	0	0	0	0	1	4	3	4	8	6	9	8			
		Ž	51	0	0	0	0	0	0	1	0	0	2	2	1	5	9	7	24			
C79	Metastaze, drugje Metastases of other sites	M	22	0	0	0	0	0	0	0	0	1	0	2	3	6	2	3	3	2		
		Ž	9	0	0	0	0	0	0	0	0	0	1	1	0	1	3	1	1	1		
C80	Maligna neoplazma brez opredeljenega mesta Malignant neoplasm without specification of site	M	43	0	0	0	0	0	0	1	2	5	4	1	7	4	8	5	6			
		Ž	40	0	0	0	0	0	0	1	0	2	3	2	3	3	3	8	4	11		
C81	Hodgkinova bolezen Hodgkin's disease	M	26	0	1	2	0	4	3	0	3	2	2	1	2	1	3	1	1	0		
		Ž	19	0	0	0	2	2	4	1	1	0	0	1	0	2	1	1	1	3		
C82	Folikularni ne-Hodgkinov limfom Follicular non-Hodgkin's lymphoma	M	26	0	0	0	0	0	0	1	3	2	0	5	4	2	5	1	2	1		
		Ž	39	0	0	0	0	0	0	0	2	1	1	4	6	3	4	5	7	6		

nadaljevanje / cont'd →

Tabela 4a. – Table 4a. Nadaljevanje – Continued

Šifra MKB	Lokacija	Spol	Vse starosti	Starost																				
				ICD code	Site	Sex	All ages	Age																
								0–	5–	10–	15–	20–	25–	30–	35–	40–	45–	50–	55–	60–	65–	70–	75–	80+
C83	Difuzni ne-Hodgkinov limfom Diffuse non-Hodgkin's lymphoma	M	68	0	0	1	3	1	1	1	1	6	2	3	5	5	6	11	8	10	5			
		Ž	77	0	0	0	0	0	1	2	1	0	6	6	7	10	7	15	10	12				
C84	Limfomi celic T in kožni limfom celic T Peripheral and cutaneous T-cell lymphomas	M	15	0	0	0	0	1	0	0	0	0	0	0	0	6	2	3	1	1	1			
		Ž	14	0	0	0	0	1	2	0	1	0	1	3	2	1	1	1	1	1	0			
C85	Druge in neopredeljene vrste ne-Hodgkinovega limfoma Other and unspecified types of non-Hodgkin's lymphoma	M	7	0	0	0	0	0	0	0	0	0	0	0	1	0	1	1	1	2	1			
		Ž	8	0	0	0	0	0	0	0	0	0	0	0	1	0	0	0	1	1	5			
C88	Maligne imunoproliferativne bolezni Malignant immunoproliferative diseases	M	1	0	0	0	0	0	0	0	0	0	0	0	0	0	0	0	0	1	0			
		Ž	0	0	0	0	0	0	0	0	0	0	0	0	0	0	0	0	0	0	0			
C90	Difuzni plazmocitom in maligne neoplazme plazmocitov Multiple myeloma and malignant plasma cell neoplasms	M	45	0	0	0	0	0	0	0	0	3	5	3	5	2	6	11	7	3				
		Ž	56	0	0	0	0	0	0	0	0	2	2	5	4	5	5	9	9	15				
C91.0	Limfatična levkemija, akutna Lymphoblastic leukaemia, acute	M	9	3	2	0	2	0	0	1	0	0	1	0	0	0	0	0	0	0	0			
		Ž	8	1	0	1	0	0	0	0	0	0	0	0	1	2	0	2	1	0				
C91.– C91.9	Limfatična levkemija, druga Lymphoid leukaemia, other	M	46	0	0	0	0	0	0	0	0	2	2	5	3	8	12	3	4	7				
		Ž	34	0	0	0	0	0	0	0	0	0	2	2	3	5	3	2	8	9				
C92	Mieloična levkemija Myeloid leukaemia	M	31	0	0	0	0	1	1	0	1	1	2	0	1	4	6	5	2	7				
		Ž	47	1	0	0	2	0	2	2	0	1	1	1	5	3	7	5	5	12				
C93	Monocitna levkemija Monocytic leukaemia	M	3	0	0	0	1	0	0	0	0	0	1	0	0	0	0	1	0	0				
		Ž	3	0	0	0	0	0	0	0	0	0	0	0	0	0	1	0	1	1				
C94	Druge opredeljene levkemije Other leukaemias of specified cells	M	0	0	0	0	0	0	0	0	0	0	0	0	0	0	0	0	0	0				
		Ž	2	1	0	0	0	0	0	0	0	0	0	0	0	0	0	1	0	0				
C95	Levkemija z neopredeljenim celičnim tipom Leukaemia, unspecified cell type	M	0	0	0	0	0	0	0	0	0	0	0	0	0	0	0	0	0	0				
		Ž	1	0	0	0	0	0	0	0	0	0	0	0	0	0	0	0	0	1				
C96	Druge in neopredeljene maligne neoplazme limfatičnega, krvotvornega in sorodnega tkiva Other and unspecified malignant neoplasms of lymphoid, haematopoietic and related tissue	M	66	0	0	0	0	0	1	0	0	1	3	4	6	3	12	13	11	12				
		Ž	64	0	0	0	0	1	0	0	4	1	3	3	3	6	5	7	15	16				

Zgoraj neupoštevani

Not included above

D03	Melanom, in situ Melanoma, in situ	M	16	0	0	0	0	0	0	0	0	1	1	1	3	3	3	4	0	0
		Ž	13	0	0	0	0	0	2	0	0	2	1	1	0	2	1	2	2	0
D05	Dojka, in situ Breast, in situ	M	2	0	0	0	0	0	0	0	0	0	0	0	1	1	0	0	0	0
		Ž	90	0	0	0	0	0	0	0	2	2	13	18	15	8	8	13	7	4
D06	Maternični vrat, CIN III Cervix uteri, in situ	M	–	–	–	–	–	–	–	–	–	–	–	–	–	–	–	–	–	–
		Ž	1093	0	0	0	2	88	237	239	163	158	95	40	33	16	9	8	2	3
D09.0	Sečni mehur, in situ Bladder, in situ	M	107	0	0	0	0	0	0	0	1	2	8	12	10	12	14	23	14	11
		Ž	38	0	0	0	0	0	0	0	0	3	0	8	5	6	2	6	5	3
D32.0	Meninge, benigna neoplazma Benign neoplasm of meninges	M	21	0	0	1	0	0	2	0	1	0	0	3	1	3	1	5	3	1
		Ž	43	0	0	0	0	1	0	0	1	3	3	4	4	5	4	6	7	5
D33.0 –D33.2	Možgani, benigna neoplazma Benign neoplasm of brain	M	0	0	0	0	0	0	0	0	0	0	0	0	0	0	0	0	0	0
		Ž	1	0	0	0	0	0	0	0	0	1	0	0	0	0	0	0	0	0
D39.1	Jajčnik, neopl. negotovega značaja Ovary, neopl. of uncertain behavior	M	–	–	–	–	–	–	–	–	–	–	–	–	–	–	–	–	–	–
		Ž	30	0	0	0	0	1	1	2	5	8	4	3	4	2	0	0	0	0
D43.0 –D43.2	Možgani, neopredeljeno CNS, uncertain or unknown	M	6	0	0	0	0	0	1	0	0	2	0	0	0	1	1	0	1	0
		Ž	11	0	0	0	0	0	0	0	0	1	0	1	1	0	2	3	1	2

Tabela 4b. Incidenca raka po lokaciji (MKB-8), spolu in starosti – Slovenija 2005

Table 4b. Cancer incidence by site (ICD-8), by sex and by age – Slovenia 2005

Šifra MKB-8 ICD-8 Site code	Primarna lokacija Primary site	Spol Sex	Vse starosti All ages	Starost Age																		
				0–	5–	10–	15–	20–	25–	30–	35–	40–	45–	50–	55–	60–	65–	70–	75–	80+		
				M + Ž	M	Ž	M	Ž	M	Ž	M	Ž	M	Ž	M	Ž	M	Ž	M	Ž	M	Ž
140 – 209	Vse lokacije All sites	M + Ž	10612	15	9	6	21	49	80	115	199	334	539	892	1051	1234	1509	1649	1432	1478		
		M	5405	7	6	5	12	23	33	40	70	120	238	441	595	712	911	935	728	529		
		Ž	5207	8	3	1	9	26	47	75	129	214	301	451	456	522	598	714	704	949		
140	Ustnica Lip	M	14	0	0	0	0	0	0	0	0	0	0	1	0	1	2	2	2	5	1	
		Ž	12	0	0	0	0	0	0	0	0	0	0	0	1	0	3	2	1	5		
141	Jezik Tongue	M	50	0	0	0	0	0	0	0	2	3	8	12	6	6	7	4	2	0		
		Ž	7	0	0	0	1	0	0	0	0	0	0	0	0	2	2	0	1	1		
142	Slinavke Salivary glands	M	10	0	0	0	0	0	0	0	1	1	2	0	1	2	0	1	1	1		
		Ž	10	0	0	0	1	0	0	0	0	0	0	1	0	1	1	1	2	3		
143	Dlesni Gum	M	2	0	0	0	0	0	0	0	0	0	0	0	0	0	1	0	0	1		
		Ž	4	0	0	0	0	0	0	0	0	0	0	1	0	0	0	1	2	0		
144	Ustno dno Floor of mouth	M	28	0	0	0	0	0	0	0	1	2	4	6	8	2	2	1	2	0		
		Ž	6	0	0	0	0	0	0	0	0	0	1	1	0	0	2	1	1	0		
145	Usta, drugo Mouth, other parts	M	28	0	0	0	0	0	0	0	0	0	3	2	7	6	5	4	1	0		
		Ž	18	0	0	0	1	0	0	2	3	0	1	2	2	0	4	1	2			
146	Orofarinks Oropharynx	M	76	0	0	0	0	0	0	4	5	12	11	9	15	7	8	4	1			
		Ž	14	0	0	0	0	0	0	0	0	2	1	1	4	0	4	2	0			
147	Epifarinks Epipharynx	M	4	0	0	0	0	0	0	1	0	0	0	2	0	1	0	0	0			
		Ž	6	0	0	0	0	0	0	0	1	0	0	1	0	0	0	2	0			
148	Hipofarinks Hypopharynx	M	47	0	0	0	0	0	0	0	0	3	6	12	8	12	3	3	0			
		Ž	7	0	0	0	0	0	0	0	1	2	1	1	0	0	0	1	1			
149	Žrelo, neoznačeno Pharynx, not specified	M	0	0	0	0	0	0	0	0	0	0	0	0	0	0	0	0	0			
		Ž	0	0	0	0	0	0	0	0	0	0	0	0	0	0	0	0	0			
150	Požiralnik Oesophagus	M	74	0	0	0	0	0	0	0	1	1	4	16	19	11	14	4	4			
		Ž	17	0	0	0	0	0	0	0	0	0	1	2	3	1	4	2	4			
151	Želodec Stomach	M	310	0	0	0	0	1	1	2	12	14	23	25	37	57	48	51	39			
		Ž	203	0	0	0	0	0	0	4	3	9	6	10	12	21	37	37	61			
152	Tanko črevo Small intestine	M	14	0	0	0	0	0	0	0	0	1	4	1	1	1	2	0	4			
		Ž	15	0	0	0	0	0	0	1	0	0	1	0	1	0	5	2	3			
153	Debelo črevo Colon	M	386	0	0	1	1	0	1	8	10	22	37	46	81	72	67	39				
		Ž	314	0	0	0	0	0	1	1	8	4	19	17	34	34	57	57	82			
154	Rektum Rectum	M	315	0	0	0	0	1	1	2	6	15	22	46	42	53	58	44	25			
		Ž	228	0	0	0	1	1	0	1	3	6	10	15	22	35	29	47	58			
155	Jetra Liver	M	80	0	0	0	0	0	0	0	0	4	7	11	10	19	13	9	7			
		Ž	18	0	0	0	0	0	0	0	0	0	0	1	0	5	2	5	5			
156	Žolčnik, žolčni vodi Gallbladder, bile ducts	M	59	0	0	0	0	0	0	1	1	4	1	4	8	11	13	7	9			
		Ž	116	0	0	0	0	0	0	0	1	1	9	9	6	9	14	31	36			
157	Trebušna slinavka Pancreas	M	114	0	0	0	0	0	1	0	6	4	9	12	22	15	15	18	12			
		Ž	171	0	0	0	0	0	0	1	2	7	10	10	18	20	38	26	39			
158	Retro-, peritonej Retro, peritoneum	M	6	0	0	0	0	0	0	0	0	0	0	0	1	1	2	0	1			
		Ž	13	1	0	0	0	0	0	1	0	0	0	2	1	5	2	1	0			
159	Prebavila, drugo Digestive organs, other	M	2	0	0	0	0	0	0	0	0	1	0	0	0	0	0	0	1			
		Ž	4	0	0	0	0	0	0	0	0	0	0	1	1	0	1	0	0			
160	Nos, obnosne votline, drugo Nose, sinuses, etc.	M	12	1	0	0	0	0	0	0	1	1	0	3	0	1	2	3	0			
		Ž	8	0	0	0	0	0	0	0	1	0	1	2	0	1	1	1	1			
161	Grló Larynx	M	76	0	0	0	0	0	0	1	3	8	7	12	10	10	11	9	5			
		Ž	14	0	0	0	0	0	0	0	1	1	1	3	2	2	0	4	0			
162	Sapnik, sapnica, pljuča Trachea, bronchus, lung	M	848	0	0	0	0	0	2	3	12	37	88	113	113	143	165	110	62			
		Ž	305	0	0	0	0	0	0	4	13	18	37	28	34	38	43	40	50			
163	Plevra, mediastinum, drugo Pleura, mediastinum, etc.	M	24	0	0	0	1	0	0	1	1	0	0	4	1	4	3	3	2	4		
		Ž	5	1	0	0	0	0	0	0	1	0	0	1	0	2	0	0	0			
170	Kosti Bone	M	4	0	0	0	0	0	0	1	0	0	1	0	0	0	2	0	0			
		Ž	8	0	0	0	2	1	0	0	1	2	0	0	0	0	0	0	2	0		
171	Mehka tkiva Soft tissues	M	25	0	0	0	0	1	1	1	3	1	1	5	2	3	5	1	1	0		
		Ž	22	0	0	0	0	0	0	1	3	0	2	2	4	1	2	2	4	1		
172	Koža, malignni melanom Skin, malignant melano- ma	M	126	0	0	0	1	1	4	6	8	9	15	22	12	16	15	5	12			
		Ž	181	0	0	0	3	4	8	13	9	19	13	15	16	23	14	12	32			
173	Koža, drugi malignomi Skin, other malignancies	M	785	0	0	0	0	3	4	7	15	25	55	67	93	110	164	126	116			
		Ž	839	0	0	0	0	7	9	8	16	29	54	57	72	98	133	132	224			
174	Dajka Breast	M	9	0	0	0	0	0	0	0	0	0	1	0	0	1	2	3	2			
		Ž	1086	0	0	0	0	4	20	37	76	89	135	137	135	120	125	104	104			

nadaljevanje / cont'd →

Tabela 4b. – Table 4b. Nadaljevanje – Continued

Šifra MKB-8 ICD-8 Site code	Primarna lokacija Primary site	Spol Sex	Vse starosti All ages	Starost Age																	
				0–	5–	10–	15–	20–	25–	30–	35–	40–	45–	50–	55–	60–	65–	70–	75–	80+	
180	Maternica, vrat Uterus, cervix	M	–	–	–	–	–	–	–	–	–	–	–	–	–	–	–	–	–		
		Ž	180	0	0	0	0	3	9	17	27	24	32	14	8	6	8	11	9	12	
181	Horioepiteliom Chorioepithelioma	M	–	–	–	–	–	–	–	–	–	–	–	–	–	–	–	–	–		
		Ž	0	0	0	0	0	0	0	0	0	0	0	0	0	0	0	0	0	0	
182	Maternica, telo, drugo Uterus, corpus, etc.	M	–	–	–	–	–	–	–	–	–	–	–	–	–	–	–	–	–		
		Ž	335	0	0	0	0	1	0	1	10	14	47	46	38	52	47	44	35		
183	Jajčnik, jajcevod, drugo Ovary, Fallopian tube, other	M	–	–	–	–	–	–	–	–	–	–	–	–	–	–	–	–	–		
		Ž	204	0	1	0	1	1	4	0	5	5	19	24	25	36	23	23	22	15	
184	Nožnica, vulva, drugo Vagina, vulva, etc.	M	–	–	–	–	–	–	–	–	–	–	–	–	–	–	–	–	–		
		Ž	47	0	0	0	0	0	0	0	0	2	2	5	3	2	4	9	7	13	
185	Prostata Prostate	M	859	0	0	0	0	0	0	0	0	0	1	7	37	76	137	188	174	148	91
		Ž	–	–	–	–	–	–	–	–	–	–	–	–	–	–	–	–	–	–	–
186	Modo Testis	M	81	0	0	0	4	11	16	19	13	7	6	1	2	0	1	1	0	0	
		Ž	–	–	–	–	–	–	–	–	–	–	–	–	–	–	–	–	–	–	–
187	Penis, obodek, drugo Penis, epididymis, etc.	M	7	0	0	0	0	0	0	0	1	1	0	0	0	1	2	0	1	1	
		Ž	–	–	–	–	–	–	–	–	–	–	–	–	–	–	–	–	–	–	–
188	Mehur Bladder	M	212	0	0	0	0	0	0	0	0	0	5	19	24	22	33	45	30	34	
		Ž	65	0	0	0	0	0	0	0	1	2	4	2	6	2	7	7	16	18	
189	Ledvica, sečevod, drugo Kidney, ureter, etc.	M	198	0	0	0	0	1	0	2	7	7	17	18	28	32	30	30	16	10	
		Ž	110	0	1	0	0	0	0	1	2	4	7	6	3	12	19	23	15	17	
190	Okno Eye	M	15	1	0	0	0	0	0	0	0	1	2	1	1	1	2	3	2	1	
		Ž	5	0	0	0	0	0	0	0	0	0	1	0	1	1	0	0	0	2	
191	Možgani Brain	M	68	2	3	1	0	1	1	1	2	4	6	13	5	7	13	4	3	2	
		Ž	71	2	1	0	0	1	2	0	2	7	5	5	3	13	4	13	5	8	
192	Živčevje, drugo Nervous system, other	M	2	0	0	0	0	0	0	0	0	0	0	1	0	0	1	0	0	0	
		Ž	4	0	0	0	0	0	0	0	1	0	0	1	1	1	0	0	0	0	
193	Ščitnica Thyroid	M	31	0	0	1	1	1	2	0	1	1	3	8	5	5	2	1	0	0	
		Ž	119	0	0	0	1	11	8	7	11	13	11	16	7	14	5	5	3	7	
194	Endokrine žleze, druge Endocrine glands, other	M	4	0	0	0	0	0	0	0	0	0	0	3	0	0	1	0	0	0	
		Ž	6	1	0	0	0	0	1	0	0	0	0	0	0	0	1	0	2	1	
195	Slabo opredeljene lokacije Ill-defined site	M	7	0	0	0	0	0	1	0	0	0	1	0	0	1	1	1	2	0	
		Ž	23	0	0	0	0	0	0	0	0	0	0	0	3	1	3	5	4	7	
196	Metastaze v bezgavkah Lymph node metastases	M	24	0	0	0	0	0	0	1	0	1	0	5	3	4	4	3	2	1	
		Ž	12	0	0	0	0	0	0	0	0	0	1	2	2	1	1	1	1	3	
197	Metastaze v dihalih, prebavnih Respirative, digestive tract metastases	M	62	0	0	0	0	0	0	0	0	0	2	7	3	6	12	9	11	12	
		Ž	67	0	0	0	0	0	0	1	0	0	0	2	2	1	7	10	10	34	
198	Metastaze, druge Metastases, other	M	22	0	0	0	0	0	0	0	0	1	0	2	3	6	2	3	3	2	
		Ž	9	0	0	0	0	0	0	0	0	0	1	1	0	1	3	1	1	1	
199	Malignomi, neopredeljeni Malignancies, unspecified	M	43	0	0	0	0	0	0	0	1	2	5	4	1	7	4	8	5	6	
		Ž	40	0	0	0	0	0	0	1	0	2	3	2	3	3	3	8	4	11	
200+	Ne-Hodgkinovi limfomi Non-Hodgkin's lymphoma	M	70	0	0	1	2	1	1	1	4	3	2	8	12	6	11	4	10	4	
		Ž	84	0	0	0	0	1	0	2	2	1	6	9	10	7	9	13	13	11	
201	Hodgkinov limfom Hodgkin's disease	M	26	0	1	2	0	4	3	0	3	2	2	1	2	1	3	1	1	0	
		Ž	19	0	0	0	2	2	4	1	1	0	0	1	0	2	1	1	1	3	
203	Plazmacitom Plasmacytoma	M	40	0	0	0	0	0	0	0	0	1	5	2	5	2	4	11	7	3	
		Ž	55	0	0	0	0	0	0	0	0	2	2	5	3	5	5	9	9	15	
204.0	Levkemija, limfatična, akutna Leukaemia, lymphatic, acute	M	9	3	2	0	2	0	0	1	0	0	1	0	0	0	0	0	0	0	
		Ž	8	1	0	1	0	0	0	0	0	0	0	0	1	2	0	2	1	0	
204.1–204.9	Levkemija, limfatična, drugo Leukaemia, lymphatic, other	M	42	0	0	0	0	0	0	0	0	2	0	5	2	7	12	3	4	7	
		Ž	32	0	0	0	0	0	0	0	0	0	2	2	3	5	3	2	6	9	
205	Levkemija, mieloična Leukaemia, myeloid	M	24	0	0	0	1	1	1	0	1	1	2	0	1	2	5	3	1	5	
		Ž	40	1	0	0	2	0	2	2	0	1	1	1	4	3	5	3	4	11	
206	Levkemija, monocitna Leukaemia, monocytic	M	10	0	0	0	0	0	0	0	0	0	1	0	0	2	1	3	1	2	
		Ž	11	1	0	0	0	0	0	0	0	0	0	1	0	3	2	2	2	2	
207	Levkemije, druge Leukaemias, other	M	4	0	0	0	0	0	0	0	0	0	2	0	1	1	0	0	0	0	
		Ž	4	0	0	0	0	0	0	0	0	0	0	0	0	0	1	0	2	1	
208	Policitemija, prava Polycythemia, other	M	10	0	0	0	0	0	0	0	0	0	0	2	0	3	1	3	1		
		Ž	5	0	0	0	0	0	0	0	0	0	0	0	1	1	1	1	1		
209	Mielofibroza Myelofibrosis	M	7	0	0	0	0	0	0	0	0	0	1	1	0	0	1	2	1	1	
		Ž	1	0	0	0	0	0	0	0	0	0	0	0	0	0	0	0	1	0	

nadaljevanje / cont'd →

Tabela 4b. – Table 4b. Nadaljevanje – Continued

Šifra MKB-8 ICD-8 Site code	Primarna lokacija Primary site	Spol Sex	Vse starosti All ages	Starost Age																
				0-	5-	10-	15-	20-	25-	30-	35-	40-	45-	50-	55-	60-	65-	70-	75-	80+
Zgoraj neupoštevani Not included above																				
219+	Maternični vrat, in situ CIN III Cervix uteri, in situ CIN III	M	-	-	-	-	-	-	-	-	-	-	-	-	-	-	-	-	-	
234		Ž	1093	0	0	0	2	88	237	239	163	158	95	40	33	16	9	8	2	3
225.0+	Možgani, benigni tumor Brain, benign tumor	M	25	0	0	1	0	0	2	0	1	0	0	3	1	5	2	6	3	1
225.2		Ž	50	0	0	0	0	1	0	0	1	4	3	4	4	7	5	7	8	6
232.2	Malignni melanom, in situ Malignant melanoma, in situ	M	16	0	0	0	0	0	0	0	0	1	1	1	3	3	3	4	0	0
		Ž	13	0	0	0	0	0	2	0	0	2	1	1	0	2	1	2	2	0
233	Dojka, in situ Breast, in situ	M	2	0	0	0	0	0	0	0	0	0	0	0	1	1	0	0	0	0
		Ž	90	0	0	0	0	0	0	0	2	2	13	18	15	8	8	13	7	4
235	Jajčnik, neopl. negotovega značaja Ovary, neopl. of uncertain behavior	M	-	-	-	-	-	-	-	-	-	-	-	-	-	-	-	-	-	-
		Ž	30	0	0	0	0	1	1	2	5	8	4	3	4	2	0	0	0	0
237.6	Sečni mehur, in situ Bladder, in situ	M	107	0	0	0	0	0	0	0	1	2	8	12	10	12	14	23	14	11
		Ž	38	0	0	0	0	0	0	0	0	3	0	8	5	6	2	6	5	3
238.1	Možgani, neopredeljeno Brain, unspecified	M	6	0	0	0	0	0	1	0	0	2	0	0	0	1	1	0	1	0
		Ž	11	0	0	0	0	0	0	0	0	1	0	1	1	0	2	3	1	2

Tabela 5. Groba in starostno specifična incidenčna stopnja na 100.000 prebivalcev ter kumulativna stopnja (KS) po lokaciji in spolu – Slovenija 2005

Table 5. Crude and age specific cancer incidence rate per 100,000 and cumulative rate (CR) by site and by sex – Slovenia 2005

Šifra MKB lokacija ICD Primary code site	Primarna lokacija Primary site	Spol Sex	Vse starosti All ages	Starost Age																		
				0–	5–	10–	15–	20–	25–	30–	35–	40–	45–	50–	55–	60–	65–	70–	75–	80+–	0–74	
C00	Vse lokacije	M + Ž	535,7	16,8	9,7	5,8	17,0	35,4	52,8	79,0	135,4	216,4	348,6	577,0	864,2	1200,5	1586,9	1938,9	2209,6	2421,9	35,4	
-		M	556,6	15,3	12,6	9,5	18,9	31,7	42,8	53,4	92,1	153,8	300,6	553,5	976,8	1443,2	2098,2	2704,7	3212,0	3341,6	42,5	
C96	All site	Ž	515,6	18,4	6,7	2,0	15,0	39,2	63,4	106,2	179,8	280,6	398,9	602,1	751,3	977,5	1156,6	1413,6	1673,5	2098,9	30,1	
C00	Ustnica	M	1,4	0	0	0	0	0	0	0	0	0	1,3	0	1,6	4,0	4,6	5,7	21,8	6,2	0,1	
	Lip	Ž	1,2	0	0	0	0	0	0	0	0	0	0	0	1,6	0	5,8	3,9	2,3	10,9	0,1	
C01	Baza jezika	M	2,1	0	0	0	0	0	0	0	1,3	0	5,0	7,5	3,3	4,0	9,1	2,9	4,4	0	0,2	
	Base of tongue	Ž	0,1	0	0	0	0	0	0	0	0	0	0	0	0	0	0	0	0	0	2,2	0,0
C02	Jezik, drugi deli	M	2,8	0	0	0	0	0	0	0	1,3	3,8	5,0	7,5	6,5	6,1	6,8	5,7	4,4	0	0,2	
	Tongue, other & unspecified parts	Ž	0,6	0	0	0	0	1,5	0	0	0	0	0	0	0	3,7	3,8	0	2,3	0	0,0	
C03	Dlesen	M	0,2	0	0	0	0	0	0	0	0	0	0	0	0	0	2,3	0	0	6,2	0,0	
	Gum	Ž	0,4	0	0	0	0	0	0	0	0	0	0	1,3	0	0	0	2,0	4,7	0	0,0	
C04	Ustno dno	M	2,9	0	0	0	0	0	0	0	1,3	2,5	5,0	7,5	13,0	4,0	4,6	2,9	8,7	0	0,2	
	Floor of mouth	Ž	0,6	0	0	0	0	0	0	0	0	1,3	1,3	0	0	3,8	2,0	2,3	0	0,0		
C05	Nebo	M	1,5	0	0	0	0	0	0	0	1,4	1,3	0	2,5	1,2	6,5	8,1	4,6	5,7	0	0,1	
	Palate	Ž	0,4	0	0	0	0	1,5	0	0	0	1,3	0	0	1,6	0	0	0	0	0	0,0	
C06	Usta, drugi deli	M	1,3	0	0	0	0	0	0	0	0	0	1,3	1,2	4,9	4,0	6,8	5,7	4,4	0	0,1	
	Mouth, other & unspecified parts	Ž	1,4	0	0	0	0	0	0	0	1,4	2,6	0	1,3	1,6	3,7	0	7,9	2,3	4,4	0,1	
C07	Parotidna žleza	M	0,9	0	0	0	0	0	0	0	1,3	1,3	2,5	0	1,6	2,0	0	2,9	4,4	6,2	0,1	
	Parotid gland	Ž	0,8	0	0	0	1,7	0	0	0	0	0	0	1,3	0	1,9	1,9	2,0	0	6,5	0,0	
C08	Druge in neopredeljene velike žleze slinavke	M	0,0	0	0	0	0	0	0	0	0	0	0	0	0	0	0	0	0	0	0,0	
	Other & unspecified major salivary glands	Ž	0,1	0	0	0	0	0	0	0	0	0	0	0	0	0	0	0	2,3	0	0,0	
C09	Tonzila	M	2,3	0	0	0	0	0	0	0	1,3	1,3	3,8	1,2	6,5	10,1	4,6	8,6	8,7	6,2	0,2	
	Tonsil	Ž	0,5	0	0	0	0	0	0	0	0	0	2,6	1,3	0	1,9	0	0	2,3	0	0,0	
C10	Orofarinks	M	4,7	0	0	0	0	0	0	0	1,3	3,8	11,3	10,0	8,2	20,2	11,4	11,4	4,4	0	0,4	
	Oropharynx	Ž	0,5	0	0	0	0	0	0	0	0	0	0	0	0	5,6	0	2,0	2,3	0	0,0	
C11	Nazofarinks	M	0,3	0	0	0	0	0	0	0	1,3	0	0	0	3,3	0	0	0	0	0	0,0	
	Nasopharynx	Ž	0,4	0	0	0	0	0	0	0	0	1,3	0	0	1,6	0	0	2,0	2,3	0	0,0	

nadaljevanje / cont'd →

Tabela 5. – Table 5. Nadaljevanje – Continued

Šifra MKB	Primarna lokacija	Spol	Vse starosti	Starost																						
				0–	5–	10–	15–	20–	25–	30–	35–	40–	45–	50–	55–	60–	65–	70–	75–	80+	0-74					
ICD code	Primary site	Sex	All ages	Age																						
C12	Piriformni sinus Pyiform sinus	M	2,1	0	0	0	0	0	0	0	0	0	0	0	0	0	0	0	0	0	0	0	0	0	0,2	
		Ž	0,3	0	0	0	0	0	0	0	0	0	0	0	0	0	0	0	0	0	0	0	0	0	0	0,0
C13	Hipofarinks Hypopharynx	M	2,7	0	0	0	0	0	0	0	0	0	0	0	0	0	0	0	0	0	0	0	0	0	0	0,2
		Ž	0,3	0	0	0	0	0	0	0	0	0	0	0	0	0	0	0	0	0	0	0	0	0	0	0,0
C14	Druga in slabo opredeljena mesta na ustnici, v ustni votlini in farinksu Other and ill-defined sites in the lip, oral cavity and pharynx	M	0,0	0	0	0	0	0	0	0	0	0	0	0	0	0	0	0	0	0	0	0	0	0	0	0,0
		Ž	0,0	0	0	0	0	0	0	0	0	0	0	0	0	0	0	0	0	0	0	0	0	0	0	0,0
C15	Požiralnik Oesophagus	M	7,6	0	0	0	0	0	0	0	0	0	0	0	0	0	0	0	0	0	0	0	0	0	0	0,7
		Ž	1,7	0	0	0	0	0	0	0	0	0	0	0	0	0	0	0	0	0	0	0	0	0	0	0,1
C16	Želodec Stomach	M	30,2	0	0	0	0	0	0	0	0	0	0	0	0	0	0	0	0	0	0	0	0	0	0	2,1
		Ž	18,2	0	0	0	0	0	0	0	0	0	0	0	0	0	0	0	0	0	0	0	0	0	0	0,8
C17	Tanko črevo Small intestine	M	1,4	0	0	0	0	0	0	0	0	0	0	0	0	0	0	0	0	0	0	0	0	0	0	0,1
		Ž	1,5	0	0	0	0	0	0	0	0	0	0	0	0	0	0	0	0	0	0	0	0	0	0	0,1
C18	Debelo črevo Colon	M	38,9	0	0	0	0	0	0	0	0	0	0	0	0	0	0	0	0	0	0	0	0	0	0	3,0
		Ž	30,5	0	0	0	0	0	0	0	0	0	0	0	0	0	0	0	0	0	0	0	0	0	0	1,6
C19	Rektosigmoidna zveza Rectosigmoid junction	M	6,8	0	0	0	0	0	0	0	0	0	0	0	0	0	0	0	0	0	0	0	0	0	0	0,5
		Ž	4,5	0	0	0	0	0	0	0	0	0	0	0	0	0	0	0	0	0	0	0	0	0	0	0,2
C20	Rektum Rectum	M	24,1	0	0	0	0	0	0	0	0	0	0	0	0	0	0	0	0	0	0	0	0	0	0	1,9
		Ž	17,2	0	0	0	0	0	0	0	0	0	0	0	0	0	0	0	0	0	0	0	0	0	0	0,8
C21	Anus in analni kanal Anus and anal canal	M	1,2	0	0	0	0	0	0	0	0	0	0	0	0	0	0	0	0	0	0	0	0	0	0	0,1
		Ž	0,6	0	0	0	0	0	0	0	0	0	0	0	0	0	0	0	0	0	0	0	0	0	0	0,1
C22	Jetra in intrahepatični vodovi Liver and Intrahepatic bile ducts	M	10,1	0	0	0	0	0	0	0	0	0	0	0	0	0	0	0	0	0	0	0	0	0	0	0,8
		Ž	3,1	0	0	0	0	0	0	0	0	0	0	0	0	0	0	0	0	0	0	0	0	0	0	0,1
C23	Žolčnik Gallbladder	M	2,1	0	0	0	0	0	0	0	0	0	0	0	0	0	0	0	0	0	0	0	0	0	0	0,1
		Ž	6,9	0	0	0	0	0	0	0	0	0	0	0	0	0	0	0	0	0	0	0	0	0	0	0,3
C24	Drugi in neopredeljeni deli biliarnega trakta Biliary tract, other and unspecified parts	M	3,9	0	0	0	0	0	0	0	0	0	0	0	0	0	0	0	0	0	0	0	0	0	0	0,3
		Ž	4,5	0	0	0	0	0	0	0	0	0	0	0	0	0	0	0	0	0	0	0	0	0	0	0,2
C25	Trebušna slinavka Pancreas	M	11,6	0	0	0	0	0	0	0	0	0	0	0	0	0	0	0	0	0	0	0	0	0	0	0,8
		Ž	16,7	0	0	0	0	0	0	0	0	0	0	0	0	0	0	0	0	0	0	0	0	0	0	0,9
C26	Druga in slabo opredeljena mesta v prebavnih organih Other and ill-defined digestive organs	M	0,3	0	0	0	0	0	0	0	0	0	0	0	0	0	0	0	0	0	0	0	0	0	0	0,0
		Ž	0,5	0	0	0	0	0	0	0	0	0	0	0	0	0	0	0	0	0	0	0	0	0	0	0,0

nadaljevanje / cont'd →

Tabela 5. – Table 5. Nadaljevanje – Continued

Šifra MKB	Primarna lokacija	Spol	Vse starosti	Starost																				
				0–	5–	10–	15–	20–	25–	30–	35–	40–	45–	50–	55–	60–	65–	70–	75–	80+	0–74			
ICD code site	Primary site	Sex	All ages	Age																				
C30	Nosnavolnina in srednjeuho Nasal cavity and middle ear	M	0,5	2,2	0	0	0	0	0	0	0	0	0	0	0	0	0	0	2,3	2,9	8,7	0	0,0	
		Ž	0,3	0	0	0	0	0	1,3	0	1,3	0	0	1,6	0	1,6	0	0	0	0	0	2,3	0	0,0
C31	Obnosni sinusi Accessory sinuses	M	0,5	0	0	0	0	0	0	0	0	0	0	0	0	0	0	0	0	2,9	4,4	0	0,0	
		Ž	0,4	0	0	0	0	0	0	0	0	0	1,3	1,6	0	1,9	2,0	0	0	0	0	0	0,0	
C32	Grlo Larynx	M	7,8	0	0	0	0	0	0	0	0	1,3	3,8	10,0	8,7	19,6	20,2	22,8	31,5	39,3	31,0	0,6	0,1	
		Ž	1,3	0	0	0	0	0	0	1,3	1,3	1,3	3,3	3,7	3,8	0	9,3	0	0	0	0	0	0,1	
C33	Sapnik Trachea	M	0,1	0	0	0	0	0	0	0	0	0	0	0	0	0	0	0	0	0	0	0	0,0	
		Ž	0,4	0	0	0	0	0	0	0	1,3	0	1,6	1,9	0	2,3	0	0	0	0	0	0	0,0	
C34	Sapnica in pljuča Bronchus and lung	M	86,3	0	0	0	0	0	0	2,7	3,9	15,3	46,3	109,7	182,6	228,1	326,5	469,4	480,1	384,4	6,9	1,8	0,0	
		Ž	29,3	0	0	0	0	0	0	0	5,4	17,0	22,3	49,1	42,6	61,2	73,0	82,5	91,0	108,9	0,0	0,0		
C37	Timus Thymus	M	0,3	0	0	0	0	0	0	0	0	0	0	0	0	0	0	0	0	0	0	0	0,0	
		Ž	0,1	0	0	0	0	0	0	0	0	0	0	0	0	0	0	0	0	0	2,3	0	0,0	
C38	Srce, mediastinum, plevra Heart, mediastinum, pleura	M	0,6	0	0	0	1,6	0	0	1,3	1,3	0	0	0	0	0	0	0	0	0	0	0	18,6	0,0
		Ž	0,1	2,3	0	0	0	0	0	0	0	0	0	0	0	0	0	0	0	0	0	0	0	0,0
C39	Druga in slabo opredeljena mesta v dihalih in prsnih organih Other and ill-defined sites in the respiratory system and intrathoracic organs	M	0,0	0	0	0	0	0	0	0	0	0	0	0	0	0	0	0	0	0	0	0	0,0	
		Ž	0,0	0	0	0	0	0	0	0	0	0	0	0	0	0	0	0	0	0	0	0	0	0,0
C40	Kosti, sklepni hrustanec udov Bone and articular carti- lage of limbs	M	0,0	0	0	0	0	0	0	0	0	0	0	0	0	0	0	0	0	0	0	0	0	0,0
		Ž	0,2	0	0	0	1,7	0	0	0	0	0	0	0	0	0	0	0	0	0	0	2,3	0	0,0
C41	Kosti, sklepni hrustanec, drugje Bone and articular cartilage of other and unspecified parts	M	0,3	0	0	0	0	0	0	0	0	0	0	0	1,2	0	0	0	0	5,7	0	0	0,0	
		Ž	0,6	0	0	0	1,7	1,5	0	0	1,4	2,6	0	0	0	0	0	0	0	0	2,3	0	0,0	
C43	Malignni melanom kože Malignant melanoma of skin	M	12,9	0	0	0	0	1,4	1,3	5,3	10,2	11,3	18,7	35,9	24,2	36,5	42,9	21,8	74,4	1,0	1,1	0,0	0,0	
		Ž	17,7	0	0	0	4,4	5,4	11,3	17,6	11,7	24,9	17,2	24,6	29,7	44,2	27,5	28,0	69,7	1,1	4,2	0,0	0,0	
C44	Druge maligne neoplazme kože Skin, other malignomas	M	78,8	0	0	0	0	0	3,8	4,0	0	0	6,7	12,7	70,3	106,0	185,7	246,6	469,4	545,5	706,8	5,7	4,2	
		Ž	81,7	0	0	0	0	0	6,7	12,7	10,8	30,1	38,1	30,1	38,1	30,1	38,1	30,1	38,1	30,1	38,1	30,1	38,1	
C45	Mezoteliom Mesothelioma	M	2,0	0	0	0	0	0	0	0	0	0	0	0	0	0	0	0	0	0	0	0	0,0	
		Ž	0,4	0	0	0	0	0	0	0	1,3	0	1,6	0	3,8	0	0	0	0	0	0	0	0,0	
C46	Kaposijev sarkom Kaposi's sarcoma	M	0,2	0	0	0	0	0	0	0	0	0	0	0	0	0	0	0	0	0	0	0	6,2	0,0
		Ž	0,0	0	0	0	0	0	0	0	0	0	0	0	0	0	0	0	0	0	0	0	0	0,0

nadaljevanje / cont'd →

Tabela 5. – Table 5. Nadaljevanje – Continued

Šifra MKB	Primarna lokacija	Spol	Vse starosti	Starost																				
				ICD code site	Primary site	Sex	All ages	0–	5–	10–	15–	20–	25–	30–	35–	40–	45–	50–	55–	60–	65–	70–	75–	80+
Periferni živci in avtonomno živčevje																								
C47	Peripheral nerves and autonomic nervous system	M	0,1	0	0	0	0	0	0	0	0	0	0	0	0	0	0	0	0	2,3	0	0	0	0,0
		Ž	0,1	0	0	0	0	0	0	0	0	1,4	0	0	0	0	0	0	0	0	0	0	0	0,0
C48	Peritonej in retroperitonej	M	0,3	0	0	0	0	0	0	0	0	0	0	0	0	0	0	0	0	2,3	5,7	0	0	0,0
	Retroperitoneum and peritoneum	Ž	1,3	2,3	0	0	0	0	0	0	0	1,4	0	0	0	0	0	0	0	1,9	9,6	3,9	2,3	0,1
Drugo vezivno in mehko tkivo																								
C49	Other connective and soft tissue	M	2,3	0	0	0	0	1,4	1,3	1,3	3,9	1,3	1,3	1,3	6,2	3,3	6,1	6,8	2,9	4,4	0	0	0,2	
		Ž	2,1	0	0	0	0	0	0	0	1,4	4,1	0	2,6	2,7	4,9	1,9	3,8	3,9	9,3	2,2	0,1	0,1	
C50	Doljka	M	0,9	0	0	0	0	0	0	0	0	0	0	1,2	0	0	0	2,3	5,7	13,1	12,4	0,0	0,0	
	Breast	Ž	106	0	0	0	0	0	5,4	28,3	50,0	99,2	116,8	179	224,2	246,7	228,6	245,4	242,7	224,3	7,1	7,1	7,1	
C51	Žensko zunanje spolovilo	M	–	–	–	–	–	–	–	–	–	–	–	–	–	–	–	–	–	–	–	–	–	
	Vulva	Ž	4,0	0	0	0	0	0	0	0	0	2,6	2,6	6,6	4,9	1,9	7,7	11,8	16,3	24	0,2	0,2		
C52	Nožnica	M	–	–	–	–	–	–	–	–	–	–	–	–	–	–	–	–	–	–	–	–	–	
	Vagina	Ž	0,4	0	0	0	0	0	0	0	0	0	0	0	0	0	0	0	5,9	0	2,2	0,0		
C53	Matični vrat	M	–	–	–	–	–	–	–	–	–	–	–	–	–	–	–	–	–	–	–	–	–	
	Cervix uteri	Ž	17,6	0	0	0	0	4,4	12,1	24,1	36,5	31,3	42,0	18,6	13,1	11,1	15,4	21,6	21,0	26,1	1,2	1,2		
C54	Matično telo	M	–	–	–	–	–	–	–	–	–	–	–	–	–	–	–	–	–	–	–	–	–	
	Corpus uteri	Ž	31,9	0	0	0	0	0	1,3	0	1,4	11,7	17,1	59,7	75,3	70,5	98,0	90,3	98,0	74,0	2,1	2,1		
C55	Maternica, neopredeljeno	M	–	–	–	–	–	–	–	–	–	–	–	–	–	–	–	–	–	–	–	–	–	
	Uterus, unspecified	Ž	0,9	0	0	0	0	0	0	0	0	1,3	1,3	2,7	0	0	1,9	2,0	4,7	2,2	0,0	0,0		
C56	Jajčnik	M	–	–	–	–	–	–	–	–	–	–	–	–	–	–	–	–	–	–	–	–	–	
	Ovary	Ž	19,3	0	2,2	0	1,7	1,5	5,4	0	5,4	6,5	23,6	30,5	37,6	64,9	42,3	45,2	51,3	32,7	1,3	1,3		
Drugi in neopredeljeni ženski spolni organi																								
C57	Other and unspecified parts of female genital organs	M	–	–	–	–	–	–	–	–	–	–	–	–	–	–	–	–	–	–	–	–	–	
		Ž	0,9	0	0	0	0	0	0	0	1,4	0	1,3	1,3	3,3	3,7	1,9	1,9	0	0	2,2	0,1		
C58	Posteljica	M	–	–	–	–	–	–	–	–	–	–	–	–	–	–	–	–	–	–	–	–	–	
	Placenta	Ž	0,0	0	0	0	0	0	0	0	0	0	0	0	0	0	0	0	0	0	0	0	0,0	
C60	Penis	M	0,6	0	0	0	0	0	0	0	0	1,3	0	0	0	0	2,0	4,6	0	4,4	6,2	0,0	0,0	
		Ž	–	–	–	–	–	–	–	–	–	–	–	–	–	–	–	–	–	–	–	–	–	
C61	Prostata	M	87,6	0	0	0	0	0	0	0	0	1,3	8,8	46,1	123,9	276,5	429,2	498,0	645,9	564,2	6,9	6,9		
	Prostate	Ž	–	–	–	–	–	–	–	–	–	–	–	–	–	–	–	–	–	–	–	–	–	
C62	Modo	M	8,1	0	0	0	6,3	15,2	20,1	25,4	17,1	8,9	7,5	1,2	3,3	0	0	0	0	0	0	0	0,5	
	Testis	Ž	–	–	–	–	–	–	–	–	–	–	–	–	–	–	–	–	–	–	–	–	–	
Drugi in neopredeljeni moški spolni organi																								
C63	Other and unspecified male genital organs	M	0,4	0	0	0	0	0	0	0	2,6	0	1,3	1,2	0	0	0	0	0	0	0	0	0,0	
		Ž	–	–	–	–	–	–	–	–	–	–	–	–	–	–	–	–	–	–	–	–	–	

nadaljevanje / cont'd →

Tabela 5. – Table 5. Nadajevanje – Continued

Šifra MKB	Primarna lokacija	Spol	Vse starosti	Starost																	
				Age																	
ICD code site	Primary site	Sex	All ages	0–	5–	10–	15–	20–	25–	30–	35–	40–	45–	50–	55–	60–	65–	70–	75–	80+	0–74
C64	Ledvica razen meha Kidney, except renal pelvis	M	17,5	0	0	0	0	1,4	0	2,7	9,2	8,9	18,8	16,2	44,0	60,6	57,1	74,4	48,0	49,6	1,5
		Ž	8,7	0	2,2	0	0	0	0	1,4	1,4	5,2	9,2	6,6	4,9	18,5	28,8	33,4	35,0	21,8	0,6
C65	Ledvični meh Renal pelvis	M	1,4	0	0	0	0	0	0	0	0	0	0	2,5	0	4,0	6,8	5,7	13,1	12,4	0,1
		Ž	1,4	0	0	0	0	0	0	0	0	0	0	1,3	0	3,7	7,7	7,9	0	6,5	0,1
C66	Sečevod Ureter	M	0,9	0	0	0	0	0	0	0	0	0	1,3	3,7	1,6	0	4,6	2,9	4,4	0	0,1
		Ž	0,6	0	0	0	0	0	0	0	1,4	0	0	0	0	0	0	3,9	0	6,5	0,0
C67	Sečni mehur Bladder	M	21,5	0	0	0	0	0	0	0	0	0	6,3	23,7	39,1	44,4	75,3	128,8	126,6	210,8	1,6
		Ž	6,3	0	0	0	0	0	0	0	2,6	2,6	5,2	2,7	9,8	3,7	13,4	13,7	37,3	39,2	0,3
C68	Drugi in neopredeljeni sečni organi Other and unspecified urinary organs	M	0,2	0	0	0	0	0	0	0	0	0	0	0	0	0	0	2,9	4,4	0	0,0
		Ž	0,0	0	0	0	0	0	0	0	0	0	0	0	0	0	0	0	0	0	0,0
C69	Oko in očesni adneksi Eye and adnexa	M	1,4	2,2	0	0	0	0	0	0	0	1,3	2,5	1,2	1,6	2,0	4,6	5,7	8,7	6,2	0,1
		Ž	0,5	0	0	0	0	0	0	0	0	0	1,3	0	1,6	1,9	0	0	0	4,4	0,0
C70	Meninge Meninges	M	0,1	0	0	0	0	0	0	0	0	0	0	1,2	0	0	0	0	0	0	0,0
		Ž	0,2	0	0	0	0	0	0	0	0	0	0	0	1,6	1,9	0	0	0	0	0,0
C71	Možgani Brain	M	6,7	4,4	6,3	1,9	0	1,4	1,3	1,3	2,6	5,1	7,5	16,2	8,2	12,1	27,4	11,4	13,1	12,4	0,5
		Ž	6,3	4,6	2,2	0	0	1,5	2,7	0	2,7	9,1	5,2	4,0	4,9	18,5	7,7	23,6	11,7	17,4	0,4
C72	Hrbtini mozeg, možganski žvci in drugi deli CŽS Spinal cord, cranial nerves and other parts of CNS	M	0,0	0	0	0	0	0	0	0	0	0	0	0	0	0	0	0	0	0	0,0
		Ž	0,1	0	0	0	0	0	0	0	0	0	0	1,3	0	0	0	0	0	0	0,0
C73	Ščitnica Thyroid gland	M	3,2	0	0	1,9	1,6	1,4	2,5	0	1,3	1,3	3,8	10,0	8,2	10,1	4,6	2,9	0	0	0,2
		Ž	11,5	0	0	1,7	16,0	10,8	9,9	9,9	14,9	17,1	14,4	21,2	11,5	26	9,6	9,8	7,0	10,9	0,8
C74	Nadledvična žleza Adrenal gland	M	0,1	0	0	0	0	0	0	0	0	0	0	1,2	0	0	0	0	0	0	0,0
		Ž	0,2	2,3	0	0	0	0	0	0	0	0	0	0	0	0	1,9	0	0	0	0,0
C75	Druge endokrine žleze in sorodne strukture Other endocrine glands and related structures	M	0,0	0	0	0	0	0	0	0	0	0	0	0	0	0	0	0	0	0	0,0
		Ž	0,2	0	0	0	0	0	0	0	0	0	0	0	0	0	0	0	2,3	2,2	0,0
C76	Druga in slabo opredeljena mesta Other and ill-defined sites	M	0,7	0	0	0	0	0	1,3	0	0	0	1,3	0	0	2,0	2,3	2,9	8,7	0	0,0
		Ž	2,3	0	0	0	0	0	0	0	0	0	0	0	4,9	1,9	5,8	9,8	9,3	15,2	0,1
C77	Metastaza in neopredeljena maligna neoplazma bezgavk Metastasis and unspecified malignant neoplasm of lymph nodes	M	2,4	0	0	0	0	0	0	1,3	0	1,3	0	6,2	4,9	8,1	9,1	8,6	8,7	6,2	0,2
		Ž	1,2	0	0	0	0	0	0	0	0	0	0	1,3	2,7	3,3	1,9	2,0	2,3	6,5	0,1

nadaljevanje / cont'd →

Tabela 5. – Table 5. Nadaljevanje – Continued

Šifra MKB	Primarna lokacija	Spol	Vse starosti	Starost																		
				Age																		
ICD code	Primary site	Sex	All ages	0–	5–	10–	15–	20–	25–	30–	35–	40–	45–	50–	55–	60–	65–	70–	75–	80+	0–74	
C78	Metastaze dihal in prebavil Metastases of respiratory and digestive organs	M	4,4	0	0	0	0	0	0	0	0	0	1,3	5,0	4,9	8,1	18,3	17,2	39,3	49,6	0,3	
		Ž	5,0	0	0	0	0	1,4	0	0	0	0	0	0	2,7	3,3	1,9	9,6	17,7	16,3	52,3	0,2
C79	Metastaze, drugje Metastases of other sites	M	2,2	0	0	0	0	0	0	0	0	1,3	0	2,5	4,9	12,1	4,6	8,6	13,1	12,4	0,2	
		Ž	0,9	0	0	0	0	0	0	0	0	0	1,3	0	1,3	0	1,9	5,8	2,0	2,3	2,2	0,1
C80	Maligna neoplazma brez opredeljenega mesta Malignant neoplasm without specification of site	M	4,4	0	0	0	0	0	0	0	0	1,3	2,5	6,3	5,0	14,1	9,1	22,9	21,8	37,2	0,3	
		Ž	3,9	0	0	0	0	0	1,4	0	0	2,6	3,9	3,9	2,7	4,9	5,6	5,8	15,7	9,3	24,0	0,2
C81	Hodgkinova bolezen Hodgkin's disease	M	2,7	0	2,1	3,8	0	5,5	3,8	0	0	3,9	2,5	2,5	1,2	3,3	2,0	6,8	2,9	4,4	0	
		Ž	1,9	0	0	3,3	2,9	5,4	1,4	1,4	0	1,4	0	0	1,3	0	3,7	1,9	2,0	2,3	6,5	0,1
C82	Folikularni ne-Hodgkinov limfom Follicular non-Hodgkin's lymphoma	M	2,7	0	0	0	0	0	0	0	1,3	3,9	2,5	0	6,2	6,5	4,0	11,4	2,9	8,7	6,2	0,2
		Ž	3,8	0	0	0	0	0	0	0	0	2,7	1,3	1,3	5,3	9,8	5,6	7,7	9,8	16,3	13,1	0,2
C83	Difuzni ne-Hodgkinov limfom Diffuse non-Hodgkin's lymphoma	M	6,9	0	1,9	4,7	1,4	1,4	1,3	1,3	1,3	7,9	2,5	3,8	6,2	8,2	12,1	25,1	22,9	43,6	31,0	0,5
		Ž	7,5	0	0	0	0	0	0	1,3	2,8	1,4	0	7,9	8,0	11,5	18,5	13,4	29,5	23,3	26,1	0,5
C84	Limfomi celic T in kožni limfom celic T Peripheral and cutaneous T-cell lymphomas	M	1,5	0	0	0	1,4	0	0	0	0	0	0	0	0	9,8	4,0	6,8	2,9	4,4	6,2	0,1
		Ž	1,4	0	0	0	1,5	2,7	0	1,4	0	1,4	0	1,3	4,0	3,3	1,9	1,9	2,0	2,3	0	0,1
C85	Druge in neopredeljene vrste ne-Hodgkinovega limfoma Other and unspecified types of non-Hodgkin's lymphoma	M	0,7	0	0	0	0	0	0	0	0	0	0	0	1,2	0	2,0	2,3	2,9	8,7	6,2	0,0
		Ž	0,8	0	0	0	0	0	0	0	0	0	0	0	1,3	0	0	0	2,0	2,3	10,9	0,0
C88	Maligne imunoproliferativne bolezni Malignant immunoproliferative diseases	M	0,1	0	0	0	0	0	0	0	0	0	0	0	0	0	0	0	0	4,4	0	0,0
		Ž	0,0	0	0	0	0	0	0	0	0	0	0	0	0	0	0	0	0	0	0	0,0
C90	Difuzni plazmocitom in maligne neoplazme plazmocitov Multiple myeloma and malignant plasma cell neoplasms	M	4,6	0	0	0	0	0	0	0	0	0	3,8	6,3	3,7	8,2	4,0	13,7	31,5	30,5	18,6	0,4
		Ž	5,5	0	0	0	0	0	0	0	0	0	2,6	2,6	6,6	6,5	9,3	9,6	17,7	21,0	32,7	0,3
C91.0	Limitirana levkemija, akutna Lymphoblastic leukaemia, acute	M	0,9	6,5	4,2	0	3,2	0	0	0	1,3	0	0	1,3	0	0	0	0	0	0	0	0,1
		Ž	0,8	2,3	0	2,0	0	0	0	0	0	0	0	0	0	1,6	3,7	0	3,9	2,3	0	0,1
C91.1–C91.9	Limitirana levkemija, druga Lymphoid leukaemia, other	M	4,7	0	0	0	0	0	0	0	0	2,5	2,5	2,5	6,2	4,9	16,1	27,4	8,6	17,5	43,4	0,3
		Ž	3,3	0	0	0	0	0	0	0	0	0	0	2,6	2,7	4,9	9,3	5,8	3,9	18,7	19,6	0,1

nadaljevanje / cont'd →

Tabela 5. – Table 5. Nadaljevanje – Continued

Šifra MKB	Primarna lokacija	Spol	Vse starosti	Starost																		
				0–	5–	10–	15–	20–	25–	30–	35–	40–	45–	50–	55–	60–	65–	70–	75–	80+	0–74	
ICD code	Primary site	Sex	All ages	Age																		
C92	Mieloična levkemija Myeloid leukaemia	M	3,2	0	0	0	0	1,4	1,3	0	1,3	2,5	1,3	2,5	0	1,6	8,1	13,7	14,3	8,7	43,4	0,2
		Ž	4,6	2,3	0	0	2,7	2,8	1,3	1,3	1,3	1,3	1,3	1,3	0	8,2	5,6	13,4	9,8	11,7	26,1	0,3
C93	Monocitna levkemija Monocytic leukaemia	M	0,3	0	0	0	0	0	0	0	0	0	0	0	0	0	0	0	0	0	0	0,0
		Ž	0,3	0	0	0	0	0	0	0	0	0	0	0	0	0	0	1,9	0	2,3	2,2	0,0
C94	Druge opredeljene levkemije Other leukaemias of specified cells	M	0,0	0	0	0	0	0	0	0	0	0	0	0	0	0	0	0	0	0	0	0,0
		Ž	0,2	2,3	0	0	0	0	0	0	0	0	0	0	0	0	0	1,9	0	0	0	0,0
C95	Levkemija z neopredeljenim celičnim tipom Leukaemia, unspecified cell type	M	0,0	0	0	0	0	0	0	0	0	0	0	0	0	0	0	0	0	0	0	0,0
		Ž	0,1	0	0	0	0	0	0	0	0	0	0	0	0	0	0	0	0	0	0	0,0
C96	Druge in neopredeljene maligne neoplazme limfatičnega, krvotvornega ali sorodnega tkiva Other and unspecified malignant neoplasms of lymphoid, haematopoietic and related tissue	M	6,7	0	0	0	0	0	0	0	0	1,3	3,8	5,0	9,8	6,1	27,4	37,2	48,0	74,4	0,5	
		Ž	6,3	0	0	0	0	1,5	0	0	5,4	3,9	4,0	4,9	11,1	9,6	13,7	35,0	34,8	0,3		
Zgoraj neupoštevani Not included above																						
D03	Melanom, in situ Melanoma, in situ	M	1,6	0	0	0	0	0	0	0	0	1,3	1,3	1,2	4,9	6,1	6,8	11,4	0	0	0	0,2
		Ž	1,3	0	0	0	2,7	0	0	0	2,6	1,3	1,3	1,3	0	3,7	1,9	3,9	4,7	0	0	0,1
D05	Dojka, in situ Breast, in situ	M	0,2	0	0	0	0	0	0	0	0	0	0	0	1,6	2,0	0	0	0	0	0	0,0
		Ž	8,8	0	0	0	0	0	0	0	2,7	2,6	17,1	23,9	24,6	14,8	15,4	25,5	16,3	8,7	0,6	
D06	Maternični vrat, CIN III Cervix uteri, in situ	M	–	–	–	–	–	–	–	–	–	–	–	–	–	–	–	–	–	–	–	–
		Ž	107,0	0	0	0	3,3	127,8	319,9	338,5	220,3	206,2	124,6	53,0	54,0	29,7	17,3	15,7	4,7	6,5	7,6	
D09.0	Sečni mehur, in situ Bladder, in situ	M	10,9	0	0	0	0	0	0	0	1,3	2,5	10	15,0	16,3	24,2	32,0	65,8	61,1	68,2	0,8	
		Ž	3,7	0	0	0	0	0	0	0	0	3,9	0	10,6	8,2	11,1	3,8	11,8	11,7	6,5	0,2	
D32.0	Meninge, benigna Benign neoplasm of meninges	M	2,1	0	0	0	0	0	0	0	1,3	0	0	3,7	1,6	6,1	2,3	14,3	13,1	6,2	0,2	
		Ž	4,2	0	0	0	0	1,5	0	0	1,4	3,9	3,9	5,3	6,5	9,3	7,7	11,8	16,3	10,9	0,3	
D33.0– D33.2	Možgani, benigna neoplazma Benign neoplasm of brain	M	0,0	0	0	0	0	0	0	0	0	0	0	0	0	0	0	0	0	0	0	0,0
		Ž	0,1	0	0	0	0	0	0	0	0	1,3	0	0	0	0	0	0	0	0	0	0,0
D39.1	Jajčnik, neopi. negotovaga značaja Ovary, neopi. of uncertain behavior	M	–	–	–	–	–	–	–	–	–	–	–	–	–	–	–	–	–	–	–	–
		Ž	2,9	0	0	0	0	1,5	1,3	2,8	6,8	10,4	5,2	4,0	6,5	3,7	0	0	0	0	0	0,2
D43.0– D43.2	Možgani, neopredeljeno CNS, uncertain/unknown	M	0,6	0	0	0	0	0	0	0	0	2,5	0	0	0	2,0	2,3	0	4,4	0	0,0	
		Ž	1,1	0	0	0	0	0	0	0	1,3	0	1,3	0	1,6	0	3,8	5,9	2,3	4,4	0,1	

nadaljevanje / cont'd →

Tabela 6a. Incidenca najpogostejših lokacij raka po statističnih regijah in spolu – Slovenija 2005

Table 6a. Incidence of most frequent cancer sites by statistical regions and by sex – Slovenia 2005

Statistična regija	Spol	Skupaj	Lokacija (šifre MKB-10)											Drugo Other	D06*
			C00–C96	C16	C18	C19	C20	C34	C44	C50	C53	C54	C61		
Statistical region	Sex	All sites	Site (ICD-10 codes)												
Slovenija, skupaj	M	5455	296	381	67	236	846	773	9	–	–	859	1988	–	
Slovenia, total	Ž	5265	186	311	46	176	299	834	1082	180	326	–	1825	1093	
Pomurska	M	340	21	22	6	30	43	41	0	–	–	65	112	–	
	Ž	312	18	19	2	13	6	76	46	12	19	–	101	72	
Podravska	M	810	57	57	7	32	127	85	1	–	–	140	304	–	
	Ž	785	30	39	6	40	51	93	177	38	55	–	256	177	
Koroška	M	206	17	12	4	5	36	40	0	–	–	24	68	–	
	Ž	173	9	5	4	7	14	39	27	6	6	–	56	34	
Savinjska	M	623	36	42	8	35	98	58	1	–	–	112	233	–	
	Ž	620	24	41	4	24	38	69	129	26	45	–	220	188	
Zasavska	M	136	12	8	2	4	26	12	1	–	–	18	53	–	
	Ž	112	7	11	1	6	6	14	19	3	4	–	41	12	
Spodnjeoposavska	M	185	11	12	2	18	31	11	1	–	–	28	71	–	
	Ž	144	5	4	1	3	7	6	30	6	12	–	70	34	
Jugovzhodna Slovenija	M	374	23	24	5	12	57	47	0	–	–	56	150	–	
	Ž	331	13	20	8	12	20	47	70	9	15	–	117	73	
Osrednjeslovenska	M	1475	55	103	22	57	217	271	4	–	–	232	514	–	
	Ž	1508	43	91	10	37	96	293	304	45	89	–	500	280	
Gorenjska	M	574	27	46	6	21	85	94	1	–	–	106	188	–	
	Ž	532	10	40	5	16	30	89	108	17	30	–	187	96	
Notranjsko-kraška	M	143	12	11	2	3	26	13	0	–	–	17	59	–	
	Ž	130	8	6	1	5	6	21	23	6	7	–	47	20	
Goriška	M	300	13	23	2	5	49	39	0	–	–	44	125	–	
	Ž	288	9	18	4	6	13	34	71	2	24	–	107	43	
Obalno-kraška	M	289	12	21	1	14	51	62	0	–	–	17	111	–	
	Ž	330	10	17	0	7	12	53	78	10	20	–	123	64	

Opis šifer MKB

Description of the ICD code

C16	Želodec Stomach	C44	Druge maligne neoplazme kože Skin, other malignomas
C18	Debelo črevo Colon	C50	Dojka Breast
C19	Rektosigmoidna zveza Rectosigmoid junction	C53	Maternični vrat Cervix uteri
C20	Rektum Rectum	C54	Maternično telo Corpus uteri
C34	Sapnica in pljuča Bronchus and lung	C61	Prostata Prostate
		D06	Maternični vrat, in situ (CIN III) Cervix uteri, in situ (CIN III)

* Neupoštevano v skupnem številu:
Not included in All sites:D06 – Maternični vrat, in situ (CIN III)
D06 – Cervix uteri, in situ (CIN III)

Tabela 6b. Starostno standardizirana* incidenčna stopnja najpogostejših lokacij raka po statističnih regijah in spolu – Slovenija 2005

Table 6b. Age standardised* incidence rate of most frequent cancer sites by statistical regions and by sex – Slovenia 2005

Statistična regija	Spol	Skupaj	Lokacija (šifre MKB--10)											Drugo Other	D06**
			C00–C96	C16	C18	C19	C20	C34	C44	C50	C53	C54	C61		
Statistical region	Sex	All sites	Site (ICD-10 codes)												
Slovenija, skupaj Slovenia, total	M	520,3	28,1	36,1	6,4	22,4	80,5	73,0	0,8	–	–	81,4	191,6	–	
	Ž	492,0	17,1	28,7	4,3	16,2	27,9	76,9	102,2	17,4	30,6	–	170,7	107,2	
Pomurska	M	544,2	33,5	36,3	10,2	48,5	68,5	63,7	0,0	–	–	105,9	177,6	–	
	Ž	455,3	25,8	26,7	2,6	18,2	9,1	109,2	69,1	18,9	28,6	–	147,2	115,7	
Podravska	M	476,1	33,5	33,4	4,1	18,9	74,3	50,3	0,5	–	–	81,7	179,3	–	
	Ž	446,4	16,8	22,2	3,3	22,5	29,1	52,5	101,1	22,6	31,4	–	145,1	108,6	
Koroška	M	541,6	44,3	31,6	10,0	12,9	93,1	105,6	0,0	–	–	62,8	181,2	–	
	Ž	477,0	25,7	14,2	11,0	19,6	38,2	107,8	73,4	16,6	15,9	–	154,7	90,8	
Savinjska	M	484,9	28,2	32,5	6,3	27,1	76,3	45,1	0,7	–	–	88,0	180,8	–	
	Ž	473,1	18,3	31,4	3,1	18,5	29,0	52,8	98,1	19,6	34,6	–	167,7	142,3	
Zasavska	M	567,3	49,7	33,0	8,2	16,4	106,2	49,4	3,5	–	–	76,8	224,0	–	
	Ž	435,7	26,9	43,4	4,6	24,2	23,3	52,4	72,9	11,8	14,4	–	161,8	54,1	
Spodnjeposavska	M	493,2	28,3	32,3	5,1	47,2	82,1	28,0	2,3	–	–	76,1	192,0	–	
	Ž	379,2	12,0	9,8	2,9	7,3	18,4	16,3	80,3	16,2	33,4	–	182,6	99,2	
Jugovzhodna Slovenija	M	540,2	32,4	36,0	6,9	17,2	81,6	68,3	0,0	–	–	80,1	217,7	–	
	Ž	474,2	18,8	27,7	11,3	16,6	28,7	65,6	101,7	12,6	21,5	–	169,7	106,1	
Osrednjeslovenska	M	569,3	20,8	39,2	8,4	22,0	83,3	103,2	1,5	–	–	88,2	202,8	–	
	Ž	564,5	15,9	33,9	3,8	13,8	36,2	108,0	114,5	17,3	33,2	–	187,9	108,0	
Gorenjska	M	556,0	26,0	44,9	6,1	19,9	81,6	90,3	1,0	–	–	101,5	184,8	–	
	Ž	512,4	9,5	38,6	5,0	14,5	28,6	85,8	106,0	17,0	28,6	–	178,6	95,6	
Notranjsko-kraška	M	495,0	42,4	37,9	7,9	8,9	89,2	43,9	0,0	–	–	55,6	209,2	–	
	Ž	458,4	25,8	18,9	4,4	17,4	18,6	69,1	87,2	23,4	27,0	–	166,8	80,3	
Goriška	M	438,8	19,1	31,8	2,6	7,4	73,6	54,4	0,0	–	–	64,4	185,6	–	
	Ž	434,0	13,1	25,2	6,4	8,9	18,3	49,3	111,4	3,2	36,2	–	161,8	72,9	
Obalno-kraška	M	477,5	20,7	35,3	1,9	23,7	83,4	98,9	0,0	–	–	28,5	185,1	–	
	Ž	565,2	16,4	29,1	0,0	11,6	20,7	91,5	133,3	19,1	32,5	–	211,0	117,6	

Opis šifer MKB

Description of the ICD code

C16	Želodec Stomach	C44	Druge maligne neoplazme kože Skin, other malignomas
C18	Debelo črevo Colon	C50	Dajka Breast
C19	Rektosigmoidna zveza Rectosigmoid junction	C53	Maternični vrat Cervix uteri
C20	Rektum Rectum	C54	Maternično telo Corpus uteri
C34	Sapnica in pljuča Bronchus and lung	C61	Prostata Prostate
		D06	Maternični vrat, in situ (CIN III) Cervix uteri, in situ (CIN III)

* Standard – prebivalstvo Slovenije po popisu 2002

Standard – population of Slovenia according to census 2002

** Neupoštevano v skupnem številu: D06 – Maternični vrat, in situ (CIN III)
Not included in All sites: D06 – Cervix uteri, in situ (CIN III)

Tabela 7. Incidenca histološko (H) in citološko (C) potrjenih primerov raka po histološki vrsti in lokaciji – Slovenija 2005

Table 7. Incidence of histologically (H) and cytologically (C) confirmed cancer cases by histological type and by site – Slovenia 2005

Histološka vrsta Histological type	Skupaj All Sites		Lokacija (šifre MKB-10) Site (ICD-10 codes)																			
	C00–C96		C00		C01		C02		C03		C04		C05		C06		C07		C08		C09	
	H	C	H	C	H	C	H	C	H	C	H	C	H	C	H	C	H	C	H	C	H	C
Vse vrste / All types	9171	853	25	1	22	0	33	0	6	0	33	1	18	1	26	0	15	2	1	0	27	1
Small cell carcinoma	145	53	-	-	-	-	-	-	-	-	-	-	-	-	-	-	-	-	-	-	-	-
Non-small cell carcinoma	42	40	-	-	-	-	-	-	-	-	-	-	-	-	-	-	-	-	-	-	-	-
Squamous cell carcinoma	1251	79	25	1	21	-	33	-	6	-	33	1	16	1	21	-	1	2	-	-	-	25
Basal cell carcinoma	1235	33	-	-	-	-	-	-	-	-	-	-	-	-	-	-	-	-	-	-	-	-
Transitional cell carcinoma	288	2	-	-	-	-	-	-	-	-	-	-	-	-	-	-	-	-	-	-	-	-
Adenocarcinoma	4681	214	-	-	1	-	-	-	-	-	-	-	1	-	1	-	8	-	1	-	-	-
Other specified carcinomas	161	16	-	-	-	-	-	-	-	-	-	-	1	-	2	-	5	-	-	-	-	-
Carcinoma, unspecified	185	140	-	-	-	-	-	-	-	-	-	-	-	-	-	-	-	-	-	-	-	2
Malignant thymoma	4	0	-	-	-	-	-	-	-	-	-	-	-	-	-	-	-	-	-	-	-	1
Malignant paraganglioma/ pheochromocytoma	0	0	-	-	-	-	-	-	-	-	-	-	-	-	-	-	-	-	-	-	-	-
Malignant melanoma	335	5	-	-	-	-	-	-	-	-	-	-	-	-	-	-	-	-	-	-	-	-
Fibrosarcoma	8	0	-	-	-	-	-	-	-	-	-	-	-	-	-	-	-	-	-	-	-	-
Fibrohistiocytic sarcoma	10	0	-	-	-	-	-	-	-	-	-	-	-	-	-	-	-	-	-	-	-	-
Liposarcoma	9	0	-	-	-	-	-	-	-	-	-	-	-	-	-	-	-	-	-	-	-	-
Leiomyosarcoma	19	1	-	-	-	-	-	-	-	-	-	-	-	-	1	-	-	-	-	-	-	-
Rhabdomyosarcoma	2	0	-	-	-	-	-	-	-	-	-	-	-	-	-	-	-	-	-	-	-	-
Synovial sarcoma	4	0	-	-	-	-	-	-	-	-	-	-	-	-	-	-	-	-	-	-	-	-
Angiosarcoma	4	0	-	-	-	-	-	-	-	-	-	-	-	-	-	-	-	-	-	-	-	-
Kaposi sarcoma	2	0	-	-	-	-	-	-	-	-	-	-	-	-	-	-	-	-	-	-	-	-
Osteosarcoma	4	0	-	-	-	-	-	-	-	-	-	-	-	-	-	-	-	-	-	-	-	-
Chondrosarcoma	2	0	-	-	-	-	-	-	-	-	-	-	-	-	-	-	-	-	-	-	-	-
Ewing sarcoma/PNET	3	1	-	-	-	-	-	-	-	-	-	-	-	-	-	-	-	-	-	-	-	-
Other specified sarcomas	0	0	-	-	-	-	-	-	-	-	-	-	-	-	-	-	-	-	-	-	-	-
Sarcoma, unspecified	11	1	-	-	-	-	-	-	-	-	-	-	-	-	-	-	-	-	-	-	-	-
Malignant complex mixed and stromal tumors	58	0	-	-	-	-	-	-	-	-	-	-	-	-	1	-	1	-	-	-	-	-
Malignant fibroepithelial tumors	1	0	-	-	-	-	-	-	-	-	-	-	-	-	-	-	-	-	-	-	-	-
Malignant mesothelioma	24	0	-	-	-	-	-	-	-	-	-	-	-	-	-	-	-	-	-	-	-	-
Malignant gonadal stromal tumors	3	0	-	-	-	-	-	-	-	-	-	-	-	-	-	-	-	-	-	-	-	-
Dysgerminoma and seminoma	39	0	-	-	-	-	-	-	-	-	-	-	-	-	-	-	-	-	-	-	-	-
Other malignant germ cell tumors	39	0	-	-	-	-	-	-	-	-	-	-	-	-	-	-	-	-	-	-	-	-
Malignant trophoblastic tumors	6	0	-	-	-	-	-	-	-	-	-	-	-	-	-	-	-	-	-	-	-	-
Malignant gliomas	115	0	-	-	-	-	-	-	-	-	-	-	-	-	-	-	-	-	-	-	-	-
Malignant neuroepithelial tumors	6	0	-	-	-	-	-	-	-	-	-	-	-	-	-	-	-	-	-	-	-	-
Malignant meningioma	3	0	-	-	-	-	-	-	-	-	-	-	-	-	-	-	-	-	-	-	-	-
Malignant nerve sheath tumors	3	0	-	-	-	-	-	-	-	-	-	-	-	-	-	-	-	-	-	-	-	-
Non Hodgkin lymphoma	213	42	-	-	-	-	-	-	-	-	-	-	-	-	-	-	-	-	-	-	-	-
Hodgkin lymphoma	41	4	-	-	-	-	-	-	-	-	-	-	-	-	-	-	-	-	-	-	-	-
Plasma cell tumors	71	29	-	-	-	-	-	-	-	-	-	-	-	-	-	-	-	-	-	-	-	-
Chronic lymphoid leukemia	33	39	-	-	-	-	-	-	-	-	-	-	-	-	-	-	-	-	-	-	-	-
Leukemia except chronic lymphoid	70	42	-	-	-	-	-	-	-	-	-	-	-	-	-	-	-	-	-	-	-	-
Other lymphoreticular neoplasms	1	0	-	-	-	-	-	-	-	-	-	-	-	-	-	-	-	-	-	-	-	-
Chronic myeloproliferative diseases	5	53	-	-	-	-	-	-	-	-	-	-	-	-	-	-	-	-	-	-	-	-
Myelodysplastic syndromes	23	48	-	-	-	-	-	-	-	-	-	-	-	-	-	-	-	-	-	-	-	-
Other specified malignant tumors	2	0	-	-	-	-	-	-	-	-	-	-	-	-	-	-	-	-	-	-	-	-
Malignant tumor, unspecified	10	11	-	-	-	-	-	-	-	-	-	-	-	-	-	-	-	-	-	-	-	-

nadaljevanje / cont'd →

Tabela 7. – Table 7. Nadaljevanje – Continued

Histološka vrsta Histological type	Skupaj All Sites		Lokacija (šifre MKB-10) Site (ICD-10 codes)																			
	C00–C96		C10		C11		C12		C13		C14		C15		C16		C17		C18		C19	
	H	C	H	C	H	C	H	C	H	C	H	C	H	C	H	C	H	C	H	C	H	C
Vse vrste / All Types	9171	853	50	1	7	0	23	0	27	0	0	0	81	3	455	3	26	2	661	4	109	0
Small cell carcinoma	145	53	-	-	-	-	-	-	-	-	-	-	1	-	1	-	-	-	3	-	-	-
Non-small cell carcinoma	42	40	-	-	-	-	-	-	-	-	-	-	-	-	-	-	-	-	-	-	-	-
Squamous cell carcinoma	1251	79	46	1	6	-	23	-	26	-	-	-	66	1	3	-	-	-	-	-	-	-
Basal cell carcinoma	1235	33	-	-	-	-	-	-	-	-	-	-	-	-	-	-	-	-	-	-	-	-
Transitional cell carcinoma	288	2	-	-	-	-	-	-	-	-	-	-	-	-	-	-	-	-	-	-	-	-
Adenocarcinoma	4681	214	-	-	-	-	-	1	-	-	-	11	-	423	1	14	1	636	1	107	-	
Other specified carcinomas	161	16	1	-	1	-	-	-	-	-	-	2	-	1	-	-	-	3	-	-	-	
Carcinoma, unspecified	185	140	3	-	-	-	-	-	-	-	-	2	13	2	-	-	-	14	3	2	-	
Malignant thymoma	4	0	-	-	-	-	-	-	-	-	-	-	-	-	-	-	-	-	-	-	-	
Malignant paraganglioma/ pheochromocytoma	0	0	-	-	-	-	-	-	-	-	-	-	-	-	-	-	-	-	-	-	-	
Malignant melanoma	335	5	-	-	-	-	-	-	-	-	-	-	-	-	-	-	-	-	-	-	-	
Fibrosarcoma	8	0	-	-	-	-	-	-	-	-	-	-	-	-	-	-	-	-	-	-	-	
Fibrohistiocytic sarcoma	10	0	-	-	-	-	-	-	-	-	-	-	-	-	-	-	-	-	-	-	-	
Liposarcoma	9	0	-	-	-	-	-	-	-	-	-	-	-	-	-	-	-	-	-	-	-	
Leiomyosarcoma	19	1	-	-	-	-	-	-	-	-	-	-	-	1	-	-	-	1	-	-	-	
Rhabdomyosarcoma	2	0	-	-	-	-	-	-	-	-	-	-	-	-	-	-	-	-	-	-	-	
Synovial sarcoma	4	0	-	-	-	-	-	-	-	-	-	-	-	-	-	-	-	-	-	-	-	
Angiosarcoma	4	0	-	-	-	-	-	-	-	-	-	-	-	-	-	-	-	-	-	-	-	
Kaposi sarcoma	2	0	-	-	-	-	-	-	-	-	-	-	-	-	-	-	-	-	-	-	-	
Osteosarcoma	4	0	-	-	-	-	-	-	-	-	-	-	-	-	-	-	-	-	-	-	-	
Chondrosarcoma	2	0	-	-	-	-	-	-	-	-	-	-	-	-	-	-	-	-	-	-	-	
Ewing sarcoma/PNET	3	1	-	-	-	-	-	-	-	-	-	-	-	-	-	-	-	-	-	-	-	
Other specified sarcomas	0	0	-	-	-	-	-	-	-	-	-	-	-	-	-	-	-	-	-	-	-	
Sarcoma, unspecified	11	1	-	-	-	-	-	-	-	-	-	-	-	-	-	-	-	-	1	-	-	
Malignant complex mixed and stromal tumors	58	0	-	-	-	-	-	-	-	-	-	-	-	13	-	12	-	1	-	-	-	
Malignant fibroepithelial tumors	1	0	-	-	-	-	-	-	-	-	-	-	-	-	-	-	-	-	-	-	-	
Malignant mesothelioma	24	0	-	-	-	-	-	-	-	-	-	-	-	-	-	-	-	-	-	-	-	
Malignant gonadal stromal tumors	3	0	-	-	-	-	-	-	-	-	-	-	-	-	-	-	-	-	-	-	-	
Dysgerminoma and seminoma	39	0	-	-	-	-	-	-	-	-	-	-	-	-	-	-	-	-	-	-	-	
Other malignant germ cell tumors	39	0	-	-	-	-	-	-	-	-	-	-	-	-	-	-	-	-	-	-	-	
Malignant trophoblastic tumors	6	0	-	-	-	-	-	-	-	-	-	-	-	-	-	-	-	-	-	-	-	
Malignant gliomas	115	0	-	-	-	-	-	-	-	-	-	-	-	-	-	-	-	-	-	-	-	
Malignant neuroepithelial tumors	6	0	-	-	-	-	-	-	-	-	-	-	-	-	-	-	-	-	-	-	-	
Malignant meningioma	3	0	-	-	-	-	-	-	-	-	-	-	-	-	-	-	-	-	-	-	-	
Malignant nerve sheath tumors	3	0	-	-	-	-	-	-	-	-	-	-	-	-	-	-	-	-	-	-	-	
Non Hodgkin lymphoma	213	42	-	-	-	-	-	-	-	-	-	-	-	-	-	-	-	-	-	-	-	
Hodgkin lymphoma	41	4	-	-	-	-	-	-	-	-	-	-	-	-	-	-	-	-	-	-	-	
Plasma cell tumors	71	29	-	-	-	-	-	-	-	-	-	-	-	-	-	-	-	-	-	-	-	
Chronic lymphoid leukemia	33	39	-	-	-	-	-	-	-	-	-	-	-	-	-	-	-	-	-	-	-	
Leukemia except chronic lymphoid	70	42	-	-	-	-	-	-	-	-	-	-	-	-	-	-	-	-	-	-	-	
Other lymphoreticular neoplasms	1	0	-	-	-	-	-	-	-	-	-	-	-	-	-	-	-	-	-	-	-	
Chronic myeloproliferative diseases	5	53	-	-	-	-	-	-	-	-	-	-	-	-	-	-	-	-	-	-	-	
Myelodysplastic syndromes	23	48	-	-	-	-	-	-	-	-	-	-	-	-	-	-	-	-	-	-	-	
Other specified malignant tumors	2	0	-	-	-	-	-	-	-	-	-	-	-	-	-	-	-	-	-	-	-	
Malignant tumor, unspecified	10	11	-	-	-	-	-	-	-	-	-	1	-	-	-	-	1	2	-	-	-	

nadaljevanje / cont'd →

Tabela 7. – Table 7. Nadaljevanje – Continued

Histološka vrsta Histological type	Skupaj All Sites		Lokacija (šifre MKB-10) Site (ICD-10 codes)																			
	C00–C96		C20		C21		C22		C23		C24		C25		C26		C30		C31		C32	
	H	C	H	C	H	C	H	C	H	C	H	C	H	C	H	C	H	C	H	C	H	C
Vse vrste / All Types	9171	853	393	4	18	0	57	17	54	4	49	7	134	26	3	0	8	0	9	0	87	1
Small cell carcinoma	145	53	1	-	-	-	-	-	3	-	-	-	-	-	-	-	-	-	-	-	-	-
Non-small cell carcinoma	42	40	-	-	-	-	-	-	-	-	-	-	-	-	-	-	-	-	-	-	-	-
Squamous cell carcinoma	1251	79	-	-	13	-	-	-	-	-	-	-	-	-	-	-	3	-	5	-	84	-
Basal cell carcinoma	1235	33	-	-	-	-	-	-	-	-	-	-	-	-	-	-	-	-	-	-	-	-
Transitional cell carcinoma	288	2	-	-	-	-	-	-	-	-	-	-	-	-	-	-	-	-	-	-	-	-
Adenocarcinoma	4681	214	377	1	4	-	57	17	48	2	43	5	120	17	2	-	1	-	1	-	-	1
Other specified carcinomas	161	16	3	-	-	-	-	-	3	-	-	-	5	-	-	-	-	-	2	-	1	-
Carcinoma, unspecified	185	140	8	3	1	-	-	-	-	2	4	-	9	8	-	-	-	-	1	-	2	-
Malignant thymoma	4	0	-	-	-	-	-	-	-	-	-	-	-	-	-	-	-	-	-	-	-	-
Malignant paraganglioma/ pheochromocytoma	0	0	-	-	-	-	-	-	-	-	-	-	-	-	-	-	-	-	-	-	-	-
Malignant melanoma	335	5	1	-	-	-	-	-	-	-	-	-	-	-	-	-	1	-	-	-	-	-
Fibrosarcoma	8	0	-	-	-	-	-	-	-	-	-	-	-	-	-	-	-	-	-	-	-	-
Fibrohistiocytic sarcoma	10	0	-	-	-	-	-	-	-	-	-	-	-	-	-	-	-	-	-	-	-	-
Liposarcoma	9	0	-	-	-	-	-	-	-	-	-	-	-	-	-	-	-	-	-	-	-	-
Leiomyosarcoma	19	1	-	-	-	-	-	-	-	-	-	-	-	-	-	-	-	-	-	-	-	-
Rhabdomyosarcoma	2	0	-	-	-	-	-	-	-	-	-	-	-	-	-	-	1	-	-	-	-	-
Synovial sarcoma	4	0	-	-	-	-	-	-	-	-	-	-	-	-	-	-	-	-	-	-	-	-
Angiosarcoma	4	0	-	-	-	-	-	-	-	-	-	-	-	-	-	-	-	-	-	-	-	-
Kaposi sarcoma	2	0	-	-	-	-	-	-	-	-	-	-	-	-	-	-	-	-	-	-	-	-
Osteosarcoma	4	0	-	-	-	-	-	-	-	-	-	-	-	-	-	-	-	-	-	-	-	-
Chondrosarcoma	2	0	-	-	-	-	-	-	-	-	-	-	-	-	-	-	-	-	-	-	-	-
Ewing sarcoma/PNET	3	1	-	-	-	-	-	-	-	-	-	-	-	-	-	-	-	-	-	-	-	-
Other specified sarcomas	0	0	-	-	-	-	-	-	-	-	-	-	-	-	-	-	-	-	-	-	-	-
Sarcoma, unspecified	11	1	-	-	-	-	-	-	-	-	-	-	-	-	-	-	-	-	-	-	-	-
Malignant complex mixed and stromal tumors	58	0	2	-	-	-	-	-	-	-	1	-	-	-	1	-	-	-	-	-	-	-
Malignant fibroepithelial tumors	1	0	-	-	-	-	-	-	-	-	-	-	-	-	-	-	-	-	-	-	-	-
Malignant mesothelioma	24	0	-	-	-	-	-	-	-	-	-	-	-	-	-	-	-	-	-	-	-	-
Malignant gonadal stromal tumors	3	0	-	-	-	-	-	-	-	-	-	-	-	-	-	-	-	-	-	-	-	-
Dysgerminoma and seminoma	39	0	-	-	-	-	-	-	-	-	-	-	-	-	-	-	-	-	-	-	-	-
Other malignant germ cell tumors	39	0	-	-	-	-	-	-	-	-	-	-	-	-	-	-	-	-	-	-	-	-
Malignant trophoblastic tumors	6	0	-	-	-	-	-	-	-	-	-	-	-	-	-	-	-	-	-	-	-	-
Malignant gliomas	115	0	-	-	-	-	-	-	-	-	-	-	-	-	-	-	-	-	-	-	-	-
Malignant neuroepithelial tumors	6	0	-	-	-	-	-	-	-	-	-	-	-	-	-	-	2	-	-	-	-	-
Malignant meningioma	3	0	-	-	-	-	-	-	-	-	-	-	-	-	-	-	-	-	-	-	-	-
Malignant nerve sheath tumors	3	0	-	-	-	-	-	-	-	-	-	-	-	-	-	-	-	-	-	-	-	-
Non Hodgkin lymphoma	213	42	-	-	-	-	-	-	-	-	-	-	-	-	-	-	-	-	-	-	-	-
Hodgkin lymphoma	41	4	-	-	-	-	-	-	-	-	-	-	-	-	-	-	-	-	-	-	-	-
Plasma cell tumors	71	29	-	-	-	-	-	-	-	-	-	-	-	-	-	-	-	-	-	-	-	-
Chronic lymphoid leukemia	33	39	-	-	-	-	-	-	-	-	-	-	-	-	-	-	-	-	-	-	-	-
Leukemia except chronic lymphoid	70	42	-	-	-	-	-	-	-	-	-	-	-	-	-	-	-	-	-	-	-	-
Other lymphoreticular neoplasms	1	0	-	-	-	-	-	-	-	-	-	-	-	-	-	-	-	-	-	-	-	-
Chronic myeloproliferative diseases	5	53	-	-	-	-	-	-	-	-	-	-	-	-	-	-	-	-	-	-	-	-
Myelodysplastic syndromes	23	48	-	-	-	-	-	-	-	-	-	-	-	-	-	-	-	-	-	-	-	-
Other specified malignant tumors	2	0	-	-	-	-	-	-	-	-	-	-	-	-	-	-	-	-	-	-	-	-
Malignant tumor, unspecified	10	11	1	-	-	-	-	-	-	1	2	-	1	-	-	-	-	-	-	-	-	-

nadaljevanje / cont'd →

Tabela 7. – Table 7. Nadaljevanje – Continued

Histološka vrsta Histological type	Skupaj All Sites		Lokacija (šifre MKB-10) Site (ICD-10 codes)																				
			C00–C96		C33		C34		C37		C38		C39		C40		C41		C43		C44		C45
	H	C	H	C	H	C	H	C	H	C	H	C	H	C	H	C	H	C	H	C	H	C	
Vse vrste / All Types	9171	853	3	2	774	275	4	0	5	0	0	0	2	0	8	1	304	3	1550	48	24	0	
Small cell carcinoma	145	53	-	-	126	51	-	-	-	-	-	-	-	-	-	-	-	-	-	-	-	-	
Non-small cell carcinoma	42	40	1	1	41	39	-	-	-	-	-	-	-	-	-	-	-	-	-	-	-	-	
Squamous cell carcinoma	1251	79	-	-	273	56	-	-	-	-	-	-	-	-	-	-	-	-	-	300	11	-	-
Basal cell carcinoma	1235	33	-	-	-	-	-	-	-	-	-	-	-	-	-	-	-	-	-	1233	33	-	-
Transitional cell carcinoma	288	2	-	-	-	-	-	-	-	-	-	-	-	-	-	-	-	-	-	-	-	-	-
Adenocarcinoma	4681	214	1	-	243	92	-	-	-	-	-	-	-	-	-	-	-	-	-	7	1	-	-
Other specified carcinomas	161	16	-	-	78	14	-	-	-	-	-	-	-	-	-	-	-	-	-	2	-	-	-
Carcinoma, unspecified	185	140	1	-	9	19	-	-	-	-	-	-	-	-	-	-	-	-	-	3	2	-	-
Malignant thymoma	4	0	-	-	-	-	4	-	-	-	-	-	-	-	-	-	-	-	-	-	-	-	-
Malignant paraganglioma/ pheochromocytoma	0	0	-	-	-	-	-	-	-	-	-	-	-	-	-	-	-	-	-	-	-	-	-
Malignant melanoma	335	5	-	-	-	-	-	-	-	-	-	-	-	-	-	-	304	3	-	-	-	-	-
Fibrosarcoma	8	0	-	-	-	-	-	-	-	-	-	-	-	-	-	-	-	-	-	-	-	-	-
Fibrohistiocytic sarcoma	10	0	-	-	-	-	-	-	-	-	-	-	-	1	-	-	-	-	-	5	-	-	-
Liposarcoma	9	0	-	-	-	-	-	-	-	-	-	-	-	-	-	-	-	-	-	-	-	-	-
Leiomyosarcoma	19	1	-	-	-	-	-	-	-	-	-	-	-	-	-	-	-	-	-	-	-	-	-
Rhabdomyosarcoma	2	0	-	-	-	-	-	-	1	-	-	-	-	-	-	-	-	-	-	-	-	-	-
Synovial sarcoma	4	0	-	-	-	-	-	-	-	-	-	-	-	1	-	-	-	-	-	-	-	-	-
Angiosarcoma	4	0	-	-	-	-	-	-	-	-	-	-	-	-	-	-	-	-	-	-	-	-	-
Kaposi sarcoma	2	0	-	-	-	-	-	-	-	-	-	-	-	-	-	-	-	-	-	-	-	-	-
Osteosarcoma	4	0	-	-	-	-	-	-	-	-	-	-	1	-	3	-	-	-	-	-	-	-	-
Chondrosarcoma	2	0	-	-	-	-	-	-	-	-	-	-	1	-	1	-	-	-	-	-	-	-	-
Ewing sarcoma/PNET	3	1	-	-	-	-	-	-	-	-	-	-	-	2	1	-	-	-	-	-	-	-	-
Other specified sarcomas	0	0	-	-	-	-	-	-	-	-	-	-	-	-	-	-	-	-	-	-	-	-	-
Sarcoma, unspecified	11	1	-	-	-	-	-	-	1	-	-	-	-	-	-	-	-	-	-	-	-	-	-
Malignant complex mixed and stromal tumors	58	0	-	-	-	-	-	-	-	-	-	-	-	-	-	-	-	-	-	-	-	-	-
Malignant fibroepithelial tumors	1	0	-	-	-	-	-	-	-	-	-	-	-	-	-	-	-	-	-	-	-	-	-
Malignant mesothelioma	24	0	-	-	-	-	-	-	-	-	-	-	-	-	-	-	-	-	-	-	-	24	-
Malignant gonadal stromal tumors	3	0	-	-	-	-	-	-	-	-	-	-	-	-	-	-	-	-	-	-	-	-	-
Dysgerminoma and seminoma	39	0	-	-	-	-	-	-	1	-	-	-	-	-	-	-	-	-	-	-	-	-	-
Other malignant germ cell tumors	39	0	-	-	-	-	-	-	1	-	-	-	-	-	-	-	-	-	-	-	-	-	-
Malignant trophoblastic tumors	6	0	-	-	-	-	-	-	-	-	-	-	-	-	-	-	-	-	-	-	-	-	-
Malignant gliomas	115	0	-	-	-	-	-	-	-	-	-	-	-	-	-	-	-	-	-	-	-	-	-
Malignant neuroepithelial tumors	6	0	-	-	-	-	-	-	1	-	-	-	-	-	-	-	-	-	-	-	-	-	-
Malignant meningioma	3	0	-	-	-	-	-	-	-	-	-	-	-	-	-	-	-	-	-	-	-	-	-
Malignant nerve sheath tumors	3	0	-	-	1	-	-	-	-	-	-	-	-	-	-	-	-	-	-	-	-	-	-
Non Hodgkin lymphoma	213	42	-	-	-	-	-	-	-	-	-	-	-	-	-	-	-	-	-	-	-	-	-
Hodgkin lymphoma	41	4	-	-	-	-	-	-	-	-	-	-	-	-	-	-	-	-	-	-	-	-	-
Plasma cell tumors	71	29	-	-	-	-	-	-	-	-	-	-	-	-	-	-	-	-	-	-	-	-	-
Chronic lymphoid leukemia	33	39	-	-	-	-	-	-	-	-	-	-	-	-	-	-	-	-	-	-	-	-	-
Leukemia except chronic lymphoid	70	42	-	-	-	-	-	-	-	-	-	-	-	-	-	-	-	-	-	-	-	-	-
Other lymphoreticular neoplasms	1	0	-	-	-	-	-	-	-	-	-	-	-	-	-	-	-	-	-	-	-	-	-
Chronic myeloproliferative diseases	5	53	-	-	-	-	-	-	-	-	-	-	-	-	-	-	-	-	-	-	-	-	-
Myelodysplastic syndromes	23	48	-	-	-	-	-	-	-	-	-	-	-	-	-	-	-	-	-	-	-	-	-
Other specified malignant tumors	2	0	-	-	-	-	-	-	-	-	-	-	-	-	-	-	-	-	-	-	-	-	-
Malignant tumor, unspecified	10	11	-	1	3	4	-	-	-	-	-	-	-	-	-	-	-	-	-	-	1	-	-

nadaljevanje / cont'd →

Tabela 7. – Table 7. Nadaljevanje – Continued

Histološka vrsta Histological type	Skupaj All Sites		Lokacija (šifre MKB-10) Site (ICD-10 codes)																			
	C00–C96		C46		C47		C48		C49		C50		C51		C52		C53		C54		C55	
	H	C	H	C	H	C	H	C	H	C	H	C	H	C	H	C	H	C	H	C	H	C
Vse vrste / All Types	9171	853	2	0	2	0	15	1	40	2	989	84	41	0	4	0	178	0	323	0	7	0
Small cell carcinoma	145	53	-	-	-	-	-	-	-	-	1	-	-	-	-	-	-	-	-	-	-	-
Non-small cell carcinoma	42	40	-	-	-	-	-	-	-	-	-	-	-	-	-	-	-	-	-	-	-	-
Squamous cell carcinoma	1251	79	-	-	-	-	-	-	-	-	-	-	34	-	3	-	153	-	-	-	-	-
Basal cell carcinoma	1235	33	-	-	-	-	-	-	-	-	-	-	2	-	-	-	-	-	-	-	-	-
Transitional cell carcinoma	288	2	-	-	-	-	-	-	-	-	-	-	-	-	-	-	-	-	-	-	-	-
Adenocarcinoma	4681	214	-	-	-	-	8	1	-	-	968	22	1	-	1	-	14	-	281	-	-	-
Other specified carcinomas	161	16	-	-	-	-	-	-	-	-	3	-	-	-	-	-	9	-	28	-	-	-
Carcinoma, unspecified	185	140	-	-	-	-	-	-	-	-	14	62	1	-	-	-	2	-	2	-	-	-
Malignant thymoma	4	0	-	-	-	-	-	-	-	-	-	-	-	-	-	-	-	-	-	-	-	-
Malignant paraganglioma/ pheochromocytoma	0	0	-	-	-	-	-	-	-	-	-	-	-	-	-	-	-	-	-	-	-	-
Malignant melanoma	335	5	-	-	-	-	-	-	-	-	-	-	2	-	-	-	-	-	-	-	-	-
Fibrosarcoma	8	0	-	-	-	-	1	-	6	-	-	-	-	-	-	-	-	-	-	-	-	-
Fibrohistiocytic sarcoma	10	0	-	-	-	-	-	-	4	-	-	-	-	-	-	-	-	-	-	-	-	-
Liposarcoma	9	0	-	-	-	-	2	-	5	-	-	-	-	-	-	-	-	-	-	-	-	-
Leiomyosarcoma	19	1	-	-	-	-	2	-	9	1	1	-	-	-	-	-	-	-	-	-	-	4
Rhabdomyosarcoma	2	0	-	-	-	-	-	-	-	-	-	-	-	-	-	-	-	-	-	-	-	-
Synovial sarcoma	4	0	-	-	-	-	-	-	3	-	-	-	-	-	-	-	-	-	-	-	-	-
Angiosarcoma	4	0	-	-	-	-	-	-	1	-	1	-	1	-	-	-	-	-	-	-	-	-
Kaposi sarcoma	2	0	2	-	-	-	-	-	-	-	-	-	-	-	-	-	-	-	-	-	-	-
Osteosarcoma	4	0	-	-	-	-	-	-	-	-	-	-	-	-	-	-	-	-	-	-	-	-
Chondrosarcoma	2	0	-	-	-	-	-	-	-	-	-	-	-	-	-	-	-	-	-	-	-	-
Ewing sarcoma/PNET	3	1	-	-	-	-	-	-	1	-	-	-	-	-	-	-	-	-	-	-	-	-
Other specified sarcomas	0	0	-	-	-	-	-	-	-	-	-	-	-	-	-	-	-	-	-	-	-	-
Sarcoma, unspecified	11	1	-	-	-	-	-	-	8	1	-	-	-	-	-	-	-	-	-	-	-	1
Malignant complex mixed and stromal tumors	58	0	-	-	-	-	1	-	1	-	-	-	-	-	-	-	-	-	12	-	-	2
Malignant fibroepithelial tumors	1	0	-	-	-	-	-	-	-	-	1	-	-	-	-	-	-	-	-	-	-	-
Malignant mesothelioma	24	0	-	-	-	-	-	-	-	-	-	-	-	-	-	-	-	-	-	-	-	-
Malignant gonadal stromal tumors	3	0	-	-	-	-	-	-	-	-	-	-	-	-	-	-	-	-	-	-	-	-
Dysgerminoma and seminoma	39	0	-	-	-	-	-	-	-	-	-	-	-	-	-	-	-	-	-	-	-	-
Other malignant germ cell tumors	39	0	-	-	-	-	-	-	-	-	-	-	-	-	-	-	-	-	-	-	-	-
Malignant trophoblastic tumors	6	0	-	-	-	-	-	-	-	-	-	-	-	-	-	-	-	-	-	-	-	-
Malignant gliomas	115	0	-	-	-	-	-	-	-	-	-	-	-	-	-	-	-	-	-	-	-	-
Malignant neuroepithelial tumors	6	0	-	-	-	-	1	-	-	-	-	-	-	-	-	-	-	-	-	-	-	-
Malignant meningioma	3	0	-	-	-	-	-	-	-	-	-	-	-	-	-	-	-	-	-	-	-	-
Malignant nerve sheath tumors	3	0	-	-	2	-	-	-	-	-	-	-	-	-	-	-	-	-	-	-	-	-
Non Hodgkin lymphoma	213	42	-	-	-	-	-	-	-	-	-	-	-	-	-	-	-	-	-	-	-	-
Hodgkin lymphoma	41	4	-	-	-	-	-	-	-	-	-	-	-	-	-	-	-	-	-	-	-	-
Plasma cell tumors	71	29	-	-	-	-	-	-	-	-	-	-	-	-	-	-	-	-	-	-	-	-
Chronic lymphoid leukemia	33	39	-	-	-	-	-	-	-	-	-	-	-	-	-	-	-	-	-	-	-	-
Leukemia except chronic lymphoid	70	42	-	-	-	-	-	-	-	-	-	-	-	-	-	-	-	-	-	-	-	-
Other lymphoreticular neoplasms	1	0	-	-	-	-	-	-	-	-	-	-	-	-	-	-	-	-	-	-	-	-
Chronic myeloproliferative diseases	5	53	-	-	-	-	-	-	-	-	-	-	-	-	-	-	-	-	-	-	-	-
Myelodysplastic syndromes	23	48	-	-	-	-	-	-	-	-	-	-	-	-	-	-	-	-	-	-	-	-
Other specified malignant tumors	2	0	-	-	-	-	-	-	2	-	-	-	-	-	-	-	-	-	-	-	-	-
Malignant tumor, unspecified	10	11	-	-	-	-	-	-	-	-	-	-	-	-	-	-	-	-	-	-	-	-

nadaljevanje / cont'd →

Tabela 7. – Table 7. Nadaljevanje – Continued

Histološka vrsta Histological type	Skupaj All Sites		Lokacija (šifre MKB-10) Site (ICD-10 codes)																			
	C00–C96		C56		C57		C58		C60		C61		C62		C63		C64		C65		C66	
	H	C	H	C	H	C	H	C	H	C	H	C	H	C	H	C	H	C	H	C	H	C
Vse vrste/All Types	9171	853	179	8	9	0	0	0	6	0	793	10	79	0	3	0	218	9	27	0	15	0
Small cell carcinoma	145	53	-	-	-	-	-	-	-	-	1	-	-	-	-	-	-	-	-	-	-	-
Non-small cell carcinoma	42	40	-	-	-	-	-	-	-	-	-	-	-	-	-	-	-	-	-	-	-	-
Squamous cell carcinoma	1251	79	-	-	-	-	-	-	5	-	1	-	-	-	-	-	-	-	-	-	-	-
Basal cell carcinoma	1235	33	-	-	-	-	-	-	-	-	-	-	-	-	-	-	-	-	-	-	-	-
Transitional cell carcinoma	288	2	-	-	-	-	-	-	-	-	2	-	-	-	-	-	-	-	27	-	13	-
Adenocarcinoma	4681	214	162	6	9	-	-	-	-	-	712	4	1	-	-	-	216	9	-	-	2	-
Other specified carcinomas	161	16	5	-	-	-	-	-	-	-	1	-	-	1	-	-	-	-	-	-	-	-
Carcinoma, unspecified	185	140	2	2	-	-	-	-	-	-	76	6	-	-	-	-	1	-	-	-	-	-
Malignant thymoma	4	0	-	-	-	-	-	-	-	-	-	-	-	-	-	-	-	-	-	-	-	-
Malignant paraganglioma/ pheochromocytoma	0	0	-	-	-	-	-	-	-	-	-	-	-	-	-	-	-	-	-	-	-	-
Malignant melanoma	335	5	-	-	-	-	-	-	1	-	-	-	-	-	-	-	-	-	-	-	-	-
Fibrosarcoma	8	0	1	-	-	-	-	-	-	-	-	-	-	-	-	-	-	-	-	-	-	-
Fibrohistiocytic sarcoma	10	0	-	-	-	-	-	-	-	-	-	-	-	-	-	-	-	-	-	-	-	-
Liposarcoma	9	0	-	-	-	-	-	-	-	-	-	-	-	2	-	-	-	-	-	-	-	-
Leiomyosarcoma	19	1	-	-	-	-	-	-	-	-	-	-	-	-	-	-	-	-	-	-	-	-
Rhabdomyosarcoma	2	0	-	-	-	-	-	-	-	-	-	-	-	-	-	-	-	-	-	-	-	-
Synovial sarcoma	4	0	-	-	-	-	-	-	-	-	-	-	-	-	-	-	-	-	-	-	-	-
Angiosarcoma	4	0	-	-	-	-	-	-	-	-	-	-	-	-	-	-	-	-	-	-	-	-
Kaposi sarcoma	2	0	-	-	-	-	-	-	-	-	-	-	-	-	-	-	-	-	-	-	-	-
Osteosarcoma	4	0	-	-	-	-	-	-	-	-	-	-	-	-	-	-	-	-	-	-	-	-
Chondrosarcoma	2	0	-	-	-	-	-	-	-	-	-	-	-	-	-	-	-	-	-	-	-	-
Ewing sarcoma/PNET	3	1	-	-	-	-	-	-	-	-	-	-	-	-	-	-	-	-	-	-	-	-
Other specified sarcomas	0	0	-	-	-	-	-	-	-	-	-	-	-	-	-	-	-	-	-	-	-	-
Sarcoma, unspecified	11	1	-	-	-	-	-	-	-	-	-	-	-	-	-	-	-	-	-	-	-	-
Malignant complex mixed and stromal tumors	58	0	5	-	-	-	-	-	-	-	-	-	-	-	-	-	1	-	-	-	-	-
Malignant fibroepithelial tumors	1	0	-	-	-	-	-	-	-	-	-	-	-	-	-	-	-	-	-	-	-	-
Malignant mesothelioma	24	0	-	-	-	-	-	-	-	-	-	-	-	-	-	-	-	-	-	-	-	-
Malignant gonadal stromal tumors	3	0	2	-	-	-	-	-	-	-	-	-	1	-	-	-	-	-	-	-	-	-
Dysgerminoma and seminoma	39	0	-	-	-	-	-	-	-	-	-	-	36	-	-	-	-	-	-	-	-	-
Other malignant germ cell tumors	39	0	2	-	-	-	-	-	-	-	-	-	35	-	-	-	-	-	-	-	-	-
Malignant trophoblastic tumors	6	0	-	-	-	-	-	-	-	-	-	-	6	-	-	-	-	-	-	-	-	-
Malignant gliomas	115	0	-	-	-	-	-	-	-	-	-	-	-	-	-	-	-	-	-	-	-	-
Malignant neuroepithelial tumors	6	0	-	-	-	-	-	-	-	-	-	-	-	-	-	-	-	-	-	-	-	-
Malignant meningioma	3	0	-	-	-	-	-	-	-	-	-	-	-	-	-	-	-	-	-	-	-	-
Malignant nerve sheath tumors	3	0	-	-	-	-	-	-	-	-	-	-	-	-	-	-	-	-	-	-	-	-
Non Hodgkin lymphoma	213	42	-	-	-	-	-	-	-	-	-	-	-	-	-	-	-	-	-	-	-	-
Hodgkin lymphoma	41	4	-	-	-	-	-	-	-	-	-	-	-	-	-	-	-	-	-	-	-	-
Plasma cell tumors	71	29	-	-	-	-	-	-	-	-	-	-	-	-	-	-	-	-	-	-	-	-
Chronic lymphoid leukemia	33	39	-	-	-	-	-	-	-	-	-	-	-	-	-	-	-	-	-	-	-	-
Leukemia except chronic lymphoid	70	42	-	-	-	-	-	-	-	-	-	-	-	-	-	-	-	-	-	-	-	-
Other lymphoreticular neoplasms	1	0	-	-	-	-	-	-	-	-	-	-	-	-	-	-	-	-	-	-	-	-
Chronic myeloproliferative diseases	5	53	-	-	-	-	-	-	-	-	-	-	-	-	-	-	-	-	-	-	-	-
Myelodysplastic syndromes	23	48	-	-	-	-	-	-	-	-	-	-	-	-	-	-	-	-	-	-	-	-
Other specified malignant tumors	2	0	-	-	-	-	-	-	-	-	-	-	-	-	-	-	-	-	-	-	-	-
Malignant tumor, unspecified	10	11	-	-	-	-	-	-	-	-	-	-	-	-	-	-	-	-	-	-	-	-

nadaljevanje / cont'd →

Tabela 7. – Table 7. Nadaljevanje – Continued

Histološka vrsta Histological type	Skupaj All Sites		Lokacija (šifre MKB-10) Site (ICD-10 codes)																			
	C00–C96		C67		C68		C69		C70		C71		C72		C73		C74		C75		C76	
	H	C	H	C	H	C	H	C	H	C	H	C	H	C	H	C	H	C	H	C	H	C
Vse vrste / All Types	9171	853	260	2	1	1	19	0	3	0	115	0	1	0	143	5	3	0	1	0	9	11
Small cell carcinoma	145	53	5	-	-	-	-	-	-	-	-	-	-	-	-	-	-	-	-	-	-	-
Non-small cell carcinoma	42	40	-	-	-	-	-	-	-	-	-	-	-	-	-	-	-	-	-	-	-	-
Squamous cell carcinoma	1251	79	6	-	-	-	3	-	-	-	-	-	-	-	-	-	-	-	-	-	-	-
Basal cell carcinoma	1235	33	-	-	-	-	-	-	-	-	-	-	-	-	-	-	-	-	-	-	-	-
Transitional cell carcinoma	288	2	245	1	1	1	-	-	-	-	-	-	-	-	-	-	-	-	-	-	-	-
Adenocarcinoma	4681	214	3	-	-	-	-	-	-	-	-	-	-	140	3	1	-	-	-	-	3	4
Other specified carcinomas	161	16	-	-	-	-	-	-	-	-	-	-	-	1	2	-	-	-	-	-	1	-
Carcinoma, unspecified	185	140	1	1	-	-	-	-	-	-	-	-	-	1	-	1	-	1	-	1	-	7
Malignant thymoma	4	0	-	-	-	-	-	-	-	-	-	-	-	-	-	-	-	-	-	-	-	-
Malignant paraganglioma/ pheochromocytoma	0	0	-	-	-	-	-	-	-	-	-	-	-	-	-	-	-	-	-	-	-	-
Malignant melanoma	335	5	-	-	-	-	15	-	-	-	-	-	-	-	-	-	-	-	-	-	-	-
Fibrosarcoma	8	0	-	-	-	-	-	-	-	-	-	-	-	-	-	-	-	-	-	-	-	-
Fibrohistiocytic sarcoma	10	0	-	-	-	-	-	-	-	-	-	-	-	-	-	-	-	-	-	-	-	-
Liposarcoma	9	0	-	-	-	-	-	-	-	-	-	-	-	-	-	-	-	-	-	-	-	-
Leiomyosarcoma	19	1	-	-	-	-	-	-	-	-	-	-	-	-	-	-	-	-	-	-	-	-
Rhabdomyosarcoma	2	0	-	-	-	-	-	-	-	-	-	-	-	-	-	-	-	-	-	-	-	-
Synovial sarcoma	4	0	-	-	-	-	-	-	-	-	-	-	-	-	-	-	-	-	-	-	-	-
Angiosarcoma	4	0	-	-	-	-	-	-	-	-	-	-	-	1	-	-	-	-	-	-	-	-
Kaposi sarcoma	2	0	-	-	-	-	-	-	-	-	-	-	-	-	-	-	-	-	-	-	-	-
Osteosarcoma	4	0	-	-	-	-	-	-	-	-	-	-	-	-	-	-	-	-	-	-	-	-
Chondrosarcoma	2	0	-	-	-	-	-	-	-	-	-	-	-	-	-	-	-	-	-	-	-	-
Ewing sarcoma/PNET	3	1	-	-	-	-	-	-	-	-	-	-	-	-	-	-	-	-	-	-	-	-
Other specified sarcomas	0	0	-	-	-	-	-	-	-	-	-	-	-	-	-	-	-	-	-	-	-	-
Sarcoma, unspecified	11	1	-	-	-	-	-	-	-	-	-	-	-	-	-	-	-	-	-	-	-	-
Malignant complex mixed and stromal tumors	58	0	-	-	-	-	-	-	-	-	-	-	-	-	-	-	-	-	-	-	3	-
Malignant fibroepithelial tumors	1	0	-	-	-	-	-	-	-	-	-	-	-	-	-	-	-	-	-	-	-	-
Malignant mesothelioma	24	0	-	-	-	-	-	-	-	-	-	-	-	-	-	-	-	-	-	-	-	-
Malignant gonadal stromal tumors	3	0	-	-	-	-	-	-	-	-	-	-	-	-	-	-	-	-	-	-	-	-
Dysgerminoma and seminoma	39	0	-	-	-	-	-	-	-	1	-	-	-	-	-	-	-	-	-	-	-	-
Other malignant germ cell tumors	39	0	-	-	-	-	-	-	-	-	-	-	-	-	-	-	-	-	-	-	1	-
Malignant trophoblastic tumors	6	0	-	-	-	-	-	-	-	-	-	-	-	-	-	-	-	-	-	-	-	-
Malignant gliomas	115	0	-	-	-	-	-	-	-	114	-	1	-	-	-	-	-	-	-	-	-	-
Malignant neuroepithelial tumors	6	0	-	-	-	-	1	-	-	-	-	-	-	-	1	-	-	-	-	-	-	-
Malignant meningioma	3	0	-	-	-	-	-	3	-	-	-	-	-	-	-	-	-	-	-	-	-	-
Malignant nerve sheath tumors	3	0	-	-	-	-	-	-	-	-	-	-	-	-	-	-	-	-	-	-	-	-
Non Hodgkin lymphoma	213	42	-	-	-	-	-	-	-	-	-	-	-	-	-	-	-	-	-	-	-	-
Hodgkin lymphoma	41	4	-	-	-	-	-	-	-	-	-	-	-	-	-	-	-	-	-	-	-	-
Plasma cell tumors	71	29	-	-	-	-	-	-	-	-	-	-	-	-	-	-	-	-	-	-	-	-
Chronic lymphoid leukemia	33	39	-	-	-	-	-	-	-	-	-	-	-	-	-	-	-	-	-	-	-	-
Leukemia except chronic lymphoid	70	42	-	-	-	-	-	-	-	-	-	-	-	-	-	-	-	-	-	-	-	-
Other lymphoreticular neoplasms	1	0	-	-	-	-	-	-	-	-	-	-	-	-	-	-	-	-	-	-	-	-
Chronic myeloproliferative diseases	5	53	-	-	-	-	-	-	-	-	-	-	-	-	-	-	-	-	-	-	-	-
Myelodysplastic syndromes	23	48	-	-	-	-	-	-	-	-	-	-	-	-	-	-	-	-	-	-	-	-
Other specified malignant tumors	2	0	-	-	-	-	-	-	-	-	-	-	-	-	-	-	-	-	-	-	-	-
Malignant tumor, unspecified	10	11	-	-	-	-	-	-	-	-	-	-	-	-	-	-	-	-	-	-	-	-

nadaljevanje / cont'd →

Tabela 7. – Table 7. Nadaljevanje – Continued

Histološka vrsta Histological type	Skupaj All Sites		Lokacija (šifre MKB-10) Site (ICD-10 codes)																						
			C00–C96		C77		C78		C79		C80		C81		C82		C83		C84		C85		C88		
	H	C	H	C	H	C	H	C	H	C	H	C	H	C	H	C	H	C	H	C	H	C	H	C	
Vse vrste / All Types	9171	853	27	7	24	24	11	4	36	21	41	4	56	9	121	24	28	1	8	7	0	1			
Small cell carcinoma	145	53	-	-	-	2	2	-	1	-	-	-	-	-	-	-	-	-	-	-	-	-	-	-	-
Non-small cell carcinoma	42	40	-	-	-	-	-	-	-	-	-	-	-	-	-	-	-	-	-	-	-	-	-	-	-
Squamous cell carcinoma	1251	79	15	3	-	-	-	2	2	-	-	-	-	-	-	-	-	-	-	-	-	-	-	-	-
Basal cell carcinoma	1235	33	-	-	-	-	-	-	-	-	-	-	-	-	-	-	-	-	-	-	-	-	-	-	-
Transitional cell carcinoma	288	2	-	-	-	-	-	-	-	-	-	-	-	-	-	-	-	-	-	-	-	-	-	-	-
Adenocarcinoma	4681	214	4	2	18	13	6	1	23	10	-	-	-	-	-	-	-	-	-	-	-	-	-	-	-
Other specified carcinomas	161	16	1	-	-	-	-	-	1	-	-	-	-	-	-	-	-	-	-	-	-	-	-	-	-
Carcinoma, unspecified	185	140	4	1	3	8	-	1	3	10	-	-	-	-	-	-	-	-	-	-	-	-	-	-	-
Malignant thymoma	4	0	-	-	-	-	-	-	-	-	-	-	-	-	-	-	-	-	-	-	-	-	-	-	-
Malignant paraganglioma/ pheochromocytoma	0	0	-	-	-	-	-	-	-	-	-	-	-	-	-	-	-	-	-	-	-	-	-	-	-
Malignant melanoma	335	5	2	1	2	-	3	-	4	1	-	-	-	-	-	-	-	-	-	-	-	-	-	-	-
Fibrosarcoma	8	0	-	-	-	-	-	-	-	-	-	-	-	-	-	-	-	-	-	-	-	-	-	-	-
Fibrohistiocytic sarcoma	10	0	-	-	-	-	-	-	-	-	-	-	-	-	-	-	-	-	-	-	-	-	-	-	-
Liposarcoma	9	0	-	-	-	-	-	-	-	-	-	-	-	-	-	-	-	-	-	-	-	-	-	-	-
Leiomyosarcoma	19	1	-	-	-	-	-	-	-	-	-	-	-	-	-	-	-	-	-	-	-	-	-	-	-
Rhabdomyosarcoma	2	0	-	-	-	-	-	-	-	-	-	-	-	-	-	-	-	-	-	-	-	-	-	-	-
Synovial sarcoma	4	0	-	-	-	-	-	-	-	-	-	-	-	-	-	-	-	-	-	-	-	-	-	-	-
Angiosarcoma	4	0	-	-	-	-	-	-	-	-	-	-	-	-	-	-	-	-	-	-	-	-	-	-	-
Kaposi sarcoma	2	0	-	-	-	-	-	-	-	-	-	-	-	-	-	-	-	-	-	-	-	-	-	-	-
Osteosarcoma	4	0	-	-	-	-	-	-	-	-	-	-	-	-	-	-	-	-	-	-	-	-	-	-	-
Chondrosarcoma	2	0	-	-	-	-	-	-	-	-	-	-	-	-	-	-	-	-	-	-	-	-	-	-	-
Ewing sarcoma/PNET	3	1	-	-	-	-	-	-	-	-	-	-	-	-	-	-	-	-	-	-	-	-	-	-	-
Other specified sarcomas	0	0	-	-	-	-	-	-	-	-	-	-	-	-	-	-	-	-	-	-	-	-	-	-	-
Sarcoma, unspecified	11	1	-	-	-	-	-	-	-	-	-	-	-	-	-	-	-	-	-	-	-	-	-	-	-
Malignant complex mixed and stromal tumors	58	0	-	-	1	-	-	-	-	-	-	-	-	-	-	-	-	-	-	-	-	-	-	-	-
Malignant fibroepithelial tumors	1	0	-	-	-	-	-	-	-	-	-	-	-	-	-	-	-	-	-	-	-	-	-	-	-
Malignant mesothelioma	24	0	-	-	-	-	-	-	-	-	-	-	-	-	-	-	-	-	-	-	-	-	-	-	-
Malignant gonadal stromal tumors	3	0	-	-	-	-	-	-	-	-	-	-	-	-	-	-	-	-	-	-	-	-	-	-	-
Dysgerminoma and seminoma	39	0	1	-	-	-	-	-	-	-	-	-	-	-	-	-	-	-	-	-	-	-	-	-	-
Other malignant germ cell tumors	39	0	-	-	-	-	-	-	-	-	-	-	-	-	-	-	-	-	-	-	-	-	-	-	-
Malignant trophoblastic tumors	6	0	-	-	-	-	-	-	-	-	-	-	-	-	-	-	-	-	-	-	-	-	-	-	-
Malignant gliomas	115	0	-	-	-	-	-	-	-	-	-	-	-	-	-	-	-	-	-	-	-	-	-	-	-
Malignant neuroepithelial tumors	6	0	-	-	-	-	-	-	-	-	-	-	-	-	-	-	-	-	-	-	-	-	-	-	-
Malignant meningioma	3	0	-	-	-	-	-	-	-	-	-	-	-	-	-	-	-	-	-	-	-	-	-	-	-
Malignant nerve sheath tumors	3	0	-	-	-	-	-	-	-	-	-	-	-	-	-	-	-	-	-	-	-	-	-	-	-
Non Hodgkin lymphoma	213	42	-	-	-	-	-	-	-	-	-	-	56	9	121	24	28	1	8	7	-	-	-	1	
Hodgkin lymphoma	41	4	-	-	-	-	-	-	-	-	41	4	-	-	-	-	-	-	-	-	-	-	-	-	-
Plasma cell tumors	71	29	-	-	-	-	-	-	-	-	-	-	-	-	-	-	-	-	-	-	-	-	-	-	-
Chronic lymphoid leukemia	33	39	-	-	-	-	-	-	-	-	-	-	-	-	-	-	-	-	-	-	-	-	-	-	-
Leukemia except chronic lymphoid	70	42	-	-	-	-	-	-	-	-	-	-	-	-	-	-	-	-	-	-	-	-	-	-	-
Other lymphoreticular neoplasms	1	0	-	-	-	-	-	-	-	-	-	-	-	-	-	-	-	-	-	-	-	-	-	-	-
Chronic myeloproliferative diseases	5	53	-	-	-	-	-	-	-	-	-	-	-	-	-	-	-	-	-	-	-	-	-	-	-
Myelodysplastic syndromes	23	48	-	-	-	-	-	-	-	-	-	-	-	-	-	-	-	-	-	-	-	-	-	-	-
Other specified malignant tumors	2	0	-	-	-	-	-	-	-	-	-	-	-	-	-	-	-	-	-	-	-	-	-	-	-
Malignant tumor, unspecified	10	11	-	-	-	1	-	-	2	-	-	-	-	-	-	-	-	-	-	-	-	-	-	-	-

nadaljevanje / cont'd →

Tabela 7. – Table 7. Nadaljevanje – Continued

Histološka vrsta Histological type	Skupaj All Sites		Lokacija (šifre MKB - 10) Site (ICD - 10 codes)													
	C00-C96		C90		C91		C92		C93		C94		C95		C96	
	H	C	H	C	H	C	H	C	H	C	H	C	H	C	H	C
Vse vrste / All Types	9171	853	71	29	50	47	45	33	6	0	2	0	0	1	29	101
Small cell carcinoma	145	53	-	-	-	-	-	-	-	-	-	-	-	-	-	-
Non-small cell carcinoma	42	40	-	-	-	-	-	-	-	-	-	-	-	-	-	-
Squamous cell carcinoma	1251	79	-	-	-	-	-	-	-	-	-	-	-	-	-	-
Basal cell carcinoma	1235	33	-	-	-	-	-	-	-	-	-	-	-	-	-	-
Transitional cell carcinoma	288	2	-	-	-	-	-	-	-	-	-	-	-	-	-	-
Adenocarcinoma	4681	214	-	-	-	-	-	-	-	-	-	-	-	-	-	-
Other specified carcinomas	161	16	-	-	-	-	-	-	-	-	-	-	-	-	-	-
Carcinoma, unspecified	185	140	-	-	-	-	-	-	-	-	-	-	-	-	-	-
Malignant thymoma	4	0	-	-	-	-	-	-	-	-	-	-	-	-	-	-
Malignant paraganglioma/ pheochromocytoma	0	0	-	-	-	-	-	-	-	-	-	-	-	-	-	-
Malignant melanoma	335	5	-	-	-	-	-	-	-	-	-	-	-	-	-	-
Fibrosarcoma	8	0	-	-	-	-	-	-	-	-	-	-	-	-	-	-
Fibrohistiocytic sarcoma	10	0	-	-	-	-	-	-	-	-	-	-	-	-	-	-
Liposarcoma	9	0	-	-	-	-	-	-	-	-	-	-	-	-	-	-
Leiomyosarcoma	19	1	-	-	-	-	-	-	-	-	-	-	-	-	-	-
Rhabdomyosarcoma	2	0	-	-	-	-	-	-	-	-	-	-	-	-	-	-
Synovial sarcoma	4	0	-	-	-	-	-	-	-	-	-	-	-	-	-	-
Angiosarcoma	4	0	-	-	-	-	-	-	-	-	-	-	-	-	-	-
Kaposi sarcoma	2	0	-	-	-	-	-	-	-	-	-	-	-	-	-	-
Osteosarcoma	4	0	-	-	-	-	-	-	-	-	-	-	-	-	-	-
Chondrosarcoma	2	0	-	-	-	-	-	-	-	-	-	-	-	-	-	-
Ewing sarcoma/PNET	3	1	-	-	-	-	-	-	-	-	-	-	-	-	-	-
Other specified sarcomas	0	0	-	-	-	-	-	-	-	-	-	-	-	-	-	-
Sarcoma, unspecified	11	1	-	-	-	-	-	-	-	-	-	-	-	-	-	-
Malignant complex mixed and stromal tumors	58	0	-	-	-	-	-	-	-	-	-	-	-	-	-	-
Malignant fibroepithelial tumors	1	0	-	-	-	-	-	-	-	-	-	-	-	-	-	-
Malignant mesothelioma	24	0	-	-	-	-	-	-	-	-	-	-	-	-	-	-
Malignant gonadal stromal tumors	3	0	-	-	-	-	-	-	-	-	-	-	-	-	-	-
Dysgerminoma and seminoma	39	0	-	-	-	-	-	-	-	-	-	-	-	-	-	-
Other malignant germ cell tumors	39	0	-	-	-	-	-	-	-	-	-	-	-	-	-	-
Malignant trophoblastic tumors	6	0	-	-	-	-	-	-	-	-	-	-	-	-	-	-
Malignant gliomas	115	0	-	-	-	-	-	-	-	-	-	-	-	-	-	-
Malignant neuroepithelial tumors	6	0	-	-	-	-	-	-	-	-	-	-	-	-	-	-
Malignant meningioma	3	0	-	-	-	-	-	-	-	-	-	-	-	-	-	-
Malignant nerve sheath tumors	3	0	-	-	-	-	-	-	-	-	-	-	-	-	-	-
Non Hodgkin lymphoma	213	42	-	-	-	-	-	-	-	-	-	-	-	-	-	-
Hodgkin lymphoma	41	4	-	-	-	-	-	-	-	-	-	-	-	-	-	-
Plasma cell tumors	71	29	71	29	-	-	-	-	-	-	-	-	-	-	-	-
Chronic lymphoid leukemia	33	39	-	-	33	39	-	-	-	-	-	-	-	-	-	-
Leukemia except chronic lymphoid	70	42	-	-	17	8	45	33	6	-	2	-	-	1	-	-
Other lymphoreticular neoplasms	1	0	-	-	-	-	-	-	-	-	-	-	-	-	1	-
Chronic myeloproliferative diseases	5	53	-	-	-	-	-	-	-	-	-	-	-	-	5	53
Myelodysplastic syndromes	23	48	-	-	-	-	-	-	-	-	-	-	-	-	23	48
Other specified malignant tumors	2	0	-	-	-	-	-	-	-	-	-	-	-	-	-	-
Malignant tumor, unspecified	10	11	-	-	-	-	-	-	-	-	-	-	-	-	-	-

Tabela 8. Incidenca ne-Hodgkinovih limfomov* po lokaciji, spolu in starosti – Slovenija 2005

Table 8. Incidence of non-Hodgkin's malignant lymphomas* by site, by sex and by age – Slovenia 2005

Šifra MKB-8 ICD-8 Site code	Lokacija	Spol Sex	Vse starosti All ages	Starost Age																
				0-	5-	10-	15-	20-	25-	30-	35-	40-	45-	50-	55-	60-	65-	70-	75-	80+
	Vse lokacije	M + Ž	254	0	0	1	3	3	4	4	13	5	11	25	30	25	32	33	34	31
	All sites	M	116	0	0	1	3	2	1	2	9	4	3	11	15	11	20	11	15	8
		Ž	138	0	0	0	0	1	3	2	4	1	8	14	15	14	12	22	19	23
141	Jezik	M	2	0	0	0	0	0	0	0	0	0	0	0	0	1	0	1	0	0
	Tongue	Ž	0	0	0	0	0	0	0	0	0	0	0	0	0	0	0	0	0	0
142	Slinavke	M	1	0	0	0	0	0	0	0	0	0	0	0	0	1	0	0	0	0
	Salivary glands	Ž	1	0	0	0	0	0	0	0	0	0	0	0	0	0	0	0	1	0
146	Orofaringks	M	6	0	0	0	0	0	0	2	1	0	1	0	0	0	1	1	0	0
	Oropharynx	Ž	4	0	0	0	0	0	0	0	0	0	0	1	0	0	0	3	0	0
147	Epifaringks	M	0	0	0	0	0	0	0	0	0	0	0	0	0	0	0	0	0	0
	Epipharynx	Ž	2	0	0	0	0	0	0	0	0	0	0	0	0	0	0	1	1	0
148	Hipofaringks	M	0	0	0	0	0	0	0	0	0	0	0	0	0	0	0	0	0	0
	Hypopharynx	Ž	1	0	0	0	0	0	0	0	0	0	0	0	0	0	0	0	0	1
151	Želodec	M	13	0	0	0	0	0	0	1	0	0	2	0	2	3	2	1	2	0
	Stomach	Ž	17	0	0	0	0	0	0	1	0	1	2	2	2	2	3	0	4	0
153	Debelo črevo	M	4	0	0	0	1	1	0	0	0	0	0	0	0	1	0	1	0	0
	Colon	Ž	2	0	0	0	0	0	0	0	0	0	0	0	0	0	0	0	1	1
155	Jetra	M	0	0	0	0	0	0	0	0	0	0	0	0	0	0	0	0	0	0
	Liver	Ž	2	0	0	0	0	0	0	0	0	0	0	0	0	0	0	0	1	1
160	Nos, obnosne votline, drugo	M	1	0	0	0	0	0	0	0	0	0	0	0	1	0	0	0	0	0
	Nose, sinuses, etc.	Ž	1	0	0	0	0	0	0	0	0	0	0	0	0	0	0	0	0	1
162	Sapnik, sapnica, pljuča	M	1	0	0	0	0	0	0	0	0	0	0	0	0	0	1	0	0	0
	Trachea, bronchus, lung	Ž	2	0	0	0	0	0	0	0	0	0	0	1	0	0	1	0	0	0
163	Plevra, mediastinum, drugo	M	1	0	0	0	0	0	0	0	0	0	0	0	0	0	0	0	0	1
	Pleura, mediastinum, etc.	Ž	0	0	0	0	0	0	0	0	0	0	0	0	0	0	0	0	0	0
170	Kosti	M	1	0	0	0	0	0	0	1	0	0	0	0	0	0	0	0	0	0
	Bone	Ž	0	0	0	0	0	0	0	0	0	0	0	0	0	0	0	0	0	0
171	Mehka tkiva	M	2	0	0	0	0	0	0	1	0	0	0	0	0	1	0	0	0	0
	Soft tissues	Ž	1	0	0	0	0	0	0	0	0	0	0	1	0	0	0	0	0	0
173	Koža, drugi malignomi	M	7	0	0	0	0	0	1	0	0	0	0	2	0	2	0	1	1	0
	Skin, other malignancies	Ž	5	0	0	0	0	2	0	0	0	0	1	0	0	0	0	2	0	0
174	Dojka	M	0	0	0	0	0	0	0	0	0	0	0	0	0	0	0	0	0	0
	Breast	Ž	4	0	0	0	0	0	0	0	0	0	0	0	2	1	0	0	0	1
186	Modo	M	2	0	0	0	0	0	0	0	0	0	0	0	0	1	1	0	0	0
	Testis	Ž	-	-	-	-	-	-	-	-	-	-	-	-	-	-	-	-	-	-
188	Mehur	M	1	0	0	0	0	0	0	0	0	0	0	0	0	0	0	0	1	0
	Bladder	Ž	1	0	0	0	0	0	0	1	0	0	0	0	0	0	0	0	0	0
189	Ledvica, sečevod, drugo	M	1	0	0	0	0	0	0	0	0	1	0	0	0	0	0	0	0	0
	Kidney, ureter, etc.	Ž	1	0	0	0	0	0	0	0	0	0	0	0	0	0	0	0	0	1
190	Oko	M	1	0	0	0	0	0	0	0	0	0	0	0	0	0	1	0	0	0
	Eye	Ž	0	0	0	0	0	0	0	0	0	0	0	0	0	0	0	0	0	0
191	Možgani	M	2	0	0	0	0	0	0	0	0	0	0	0	1	1	0	0	0	0
	Brain	Ž	7	0	0	0	0	0	0	0	0	1	2	0	3	0	1	0	0	0
193	Ščitnica	M	0	0	0	0	0	0	0	0	0	0	0	0	0	0	0	0	0	0
	Thyroid	Ž	2	0	0	0	0	0	0	0	0	0	0	0	0	0	0	0	0	2
194	Endokrine žleze, druge	M	0	0	0	0	0	0	0	0	0	0	0	0	0	0	0	0	0	0
	Endocrine glands, other	Ž	1	0	0	0	0	1	0	0	0	0	0	0	0	0	0	0	0	0
202	Bezgavke	M	70	0	0	1	2	1	1	4	3	2	8	12	6	11	4	10	4	0
	Lymph nodes	Ž	84	0	0	0	1	0	2	2	1	6	9	10	7	9	13	13	11	0

* Vključeni so samo citološko in histološko potrjeni primeri
All cases included have been verified citologically and histologically

Tabela 9. Incidenca raka po bolnišnicah ugotovitve diagnoze ter število in odstotek* primerov, napoteni na Onkološki inštitut Ljubljana (OI) – Slovenija 2005

Table 9. Cancer incidence by reporting hospitals, and number and percentage* of cases referred to the Institute of Oncology Ljubljana (IO) – Slovenia 2005

Bolnišnice Hospitals	Število novih primerov Number of new cases	Napoteni na OI	
		Število Referred to the IO Number	%* %*
Skupaj Total	10648	5088	47,8
Onkološki inštitut Ljubljana Institute of Oncology Ljubljana	617	617	100,0
Univerzitetni klinični center Ljubljana University Medical Centre Ljubljana	3363	1362	40,5
SPS Interna klinika	820	287	35,0
Klinični oddelek za gastroenterologijo	391	158	40,4
Drugi klinični oddelki	429	129	30,1
SPS Kirurška klinika	1882	619	32,9
Klinični oddelek za abdominalno kirurgijo	384	176	45,8
Klinični oddelek za nevrokirurgijo	95	75	78,9
Klinični oddelek za maksilofacialno in oralno kirurgijo	56	49	87,5
Klinični oddelek za plastično kirurgijo in opeklino	658	74	11,2
Klinični oddelek za torakalno kirurgijo	98	51	52,0
Klinični oddelek za urologijo	539	164	30,4
Drugi klinični oddelki	52	30	57,7
SPS Ginekološka klinika	240	141	58,8
SPS Nevrološka klinika	48	35	72,9
SPS Pediatrična klinika	23	19	82,6
Dermatovenerološka klinika	34	22	64,7
Klinika za infekcijske bolezni in vročinska stanja	24	11	45,8
Klinika za otorinolaringologijo in cervikofacialno kirurgijo	221	184	83,3
Očesna klinika	33	7	21,2
Ortopedska klinika	13	13	–
Drugi klinični oddelki	25	24	96,0

nadaljevanje / cont'd →

Tabela 9. – Table 9. Nadaljevanje – Continued

Bolnišnice Hospitals	Število novih primerov Number of new cases	Napoteni na OI	
		Število Referred to the IO Number	%* %*
Splošne in specialistične bolnišnice General and special hospitals	5800	2671	46,1
Splošna bolnišnica Brežice	94	47	50,0
Splošna bolnišnica Celje	827	346	41,8
Bolnišnica Golnik	507	323	63,7
Splošna bolnišnica Jesenice	267	126	47,2
Splošna bolnišnica Izola	315	159	50,5
Univerzitetni klinični center Maribor	1594	645	40,5
Splošna bolnišnica Murska Sobota	497	184	37,0
Splošna bolnišnica dr. Franc Derganc Nova Gorica	386	156	40,4
Splošna bolnišnica Novo mesto	468	245	52,4
Splošna bolnišnica dr. Jožeta Potrča Ptuj	101	59	58,4
Splošna bolnišnica Slovenj Gradec	434	159	36,6
Splošna bolnišnica Trbovlje	70	47	67,1
Bolnišnica za ginekologijo in porodništvo Kranj	34	29	85,3
Bolnišnica Topolšica	144	107	74,3
Bolnišnica za ginekologijo in porodništvo Postojna	32	21	65,6
Bolnica Sežana	24	13	54,2
Ortopedska bolnica Valdoitra	4	4	–
Psihiatrična klinika Ljubljana	0	0	–
Psihiatrična bolnišnica Begunje	0	0	–
Psihiatrična bolnišnica Idrija	2	1	–
Zasebne ordinacije Private clinics	627	245	39,1
Drugi zdravstveni zavodi Other health institutions	241	193	80,1

* Odstotki niso računani, če je število novih primerov manjše od 15
Percentages are not calculated for less than 15 new cases

Tabela 10. Incidenca raka (brez primerov registriranih samo iz zdravniških poročil o vzroku smrti) po stadiju, lokaciji in spolu – Slovenija 2005

Table 10. Cancer incidence (without cases registered from death certificates only) by stage, by site and by sex – Slovenia 2005

Šifra MKB	Primarna lokacija	Spol	Število novih primerov	Omejen		S t a d i j		Razsejan		Neznan	
				Število	%*	Število	%*	Število	%*	Število	%*
ICD code	Primary site	Sex	Number of new cases	Localized Number	%*	Stage Regional Number	%*	Distant Number	%*	Unknown Number	%*
C00	Vse lokacije	M+Ž	10648	4694	44,1	2954	27,7	2509	23,6	491	4,6
-	All sites	M	5431	2279	42,0	1518	27,9	1356	25,0	278	5,1
C96		Ž	5217	2415	46,3	1436	27,5	1153	22,1	213	4,1
C00	Ustnica	M	14	11	-	3	-	0	-	0	-
	Lip	Ž	12	10	-	1	-	0	-	1	-
C01	Baza jezika	M	21	3	14,3	16	76,2	2	9,5	0	0,0
	Base of tongue	Ž	1	0	-	1	-	0	-	0	-
C02	Jezik, drugi deli	M	27	8	29,6	18	66,7	0	0,0	1	3,7
	Tongue, other & unspecified parts	Ž	6	4	-	2	-	0	-	0	-
C03	Dlesen	M	2	1	-	1	-	0	-	0	-
	Gum	Ž	4	2	-	2	-	0	-	0	-
C04	Ustno dno	M	28	7	25,0	19	67,9	2	7,1	0	0,0
	Floor of mouth	Ž	6	1	-	5	-	0	-	0	-
C05	Nebo	M	15	5	33,3	9	60,0	1	6,7	0	0,0
	Palate	Ž	4	1	-	3	-	0	-	0	-
C06	Usta, drugi deli	M	13	6	-	7	-	0	-	0	-
	Mouth, other & unspecified parts	Ž	13	9	-	4	-	0	-	0	-
C07	Parotidna žleza	M	9	3	-	3	-	2	-	1	-
	Parotid gland	Ž	8	4	-	3	-	0	-	1	-
C08	Druge in neopredeljene velike žleze slinavke	M	0	0	-	0	-	0	-	0	-
	Other & unspecified major salivary glands	Ž	1	1	-	0	-	0	-	0	-
C09	Tonzila	M	23	6	26,1	16	69,6	1	4,3	0	0,0
	Tonsil	Ž	5	1	-	3	-	1	-	0	-
C10	Orofarinks	M	46	5	10,9	39	84,8	2	4,3	0	0,0
	Oropharynx	Ž	5	0	-	5	-	0	-	0	-
C11	Nazofarinks	M	3	2	-	1	-	0	-	0	-
	Nasopharynx	Ž	4	2	-	2	-	0	-	0	-
C12	Piriformni sinus	M	21	1	4,8	19	90,5	1	4,8	0	0,0
	Pyriiform sinus	Ž	3	1	-	2	-	0	-	0	-
C13	Hipofarinks	M	26	5	19,2	20	76,9	1	3,8	0	0,0
	Hypopharynx	Ž	3	0	-	3	-	0	-	0	-
C14	Druge in slabo opredeljena mesta na ustnici, v ustni votlini in farinksu	M	0	0	-	0	-	0	-	0	-
	Other and ill-defined sites in the lip, oral cavity and pharynx	Ž	0	0	-	0	-	0	-	0	-
C15	Požiralnik	M	73	11	15,1	32	43,8	17	23,3	13	17,8
	Oesophagus	Ž	17	4	23,5	6	35,3	4	23,5	3	17,6
C16	Želodec	M	295	62	21,0	122	41,4	94	31,9	17	5,8
	Stomach	Ž	180	43	23,9	61	33,9	54	30,0	22	12,2
C17	Tanko črevo	M	14	4	-	8	-	1	-	1	-
	Small intestine	Ž	15	2	13,3	3	20,0	8	53,3	2	13,3
C18	Debelo črevo	M	378	45	11,9	217	57,4	105	27,8	11	2,9
	Colon	Ž	308	35	11,4	189	61,4	75	24,4	9	2,9
C19	Rektosigmoidna zveza	M	65	5	7,7	38	58,5	20	30,8	2	3,1
	Rectosigmoid junction	Ž	45	6	13,3	29	64,4	10	22,2	0	0,0

nadaljevanje / cont'd →

Tabela 10. – Table 10. Nadaljevanje – Continued

Šifra MKB	Primarna lokacija	Spol	Število novih primerov	Omejen		Stadij Razširjen		Razsejan		Neznan	
				Število	%*	Število Regional Number	%*	Število Distant Number	%*	Število Unknown Number	%*
ICD code	Primary site	Sex	Number of new cases	Localized Number	%*	Stage Regional Number	%*	Distant Number	%*	Unknown Number	%*
C20	Rektum	M	234	28	12,0	152	65,0	47	20,1	7	3,0
	Rectum	Ž	172	27	15,7	99	57,6	38	22,1	8	4,7
C21	Anus in analni kanal	M	12	4	–	6	–	2	–	0	–
	Anus and anal canal	Ž	6	1	–	3	–	1	–	1	–
C22	Jetra in intrahepatični vodi	M	98	32	32,7	12	12,2	33	33,7	21	21,4
	Liver and intrahepatic bile ducts	Ž	28	6	21,4	4	14,3	11	39,3	7	25,0
C23	Žolčnik	M	21	0	0,0	3	14,3	16	76,2	2	9,5
	Gallbladder	Ž	70	6	8,6	22	31,4	36	51,4	6	8,6
C24	Drugi in neopredeljeni deli biliarnega trakta	M	38	6	15,8	16	42,1	12	31,6	4	10,5
	Biliary tract, other and unspecified parts	Ž	46	8	17,4	14	30,4	11	23,9	13	28,3
C25	Trebušna slinavka	M	114	10	8,8	37	32,5	56	49,1	11	9,6
	Pancreas	Ž	166	12	7,2	60	36,1	75	45,2	19	11,4
C26	Druga in slabo opredeljena mesta v prebavnih organih	M	2	0	–	0	–	2	–	0	–
	Other and ill-defined digestive organs	Ž	4	0	–	0	–	3	–	1	–
C30	Nosna votlina in srednje uho	M	5	2	–	2	–	0	–	1	–
	Nasal cavity and middle ear	Ž	3	2	–	0	–	1	–	0	–
C31	Obnosni sinusi	M	5	0	–	3	–	2	–	0	–
	Accessory sinuses	Ž	4	1	–	3	–	0	–	0	–
C32	Grlo	M	76	31	40,8	43	56,6	1	1,3	1	1,3
	Larynx	Ž	13	5	–	7	–	0	–	1	–
C33	Sapnik	M	1	0	–	0	–	1	–	0	–
	Trachea	Ž	4	0	–	4	–	0	–	0	–
C34	Sapnica in pljuča	M	841	113	13,4	291	34,6	400	47,6	37	4,4
	Bronchus and lung	Ž	296	51	17,2	98	33,1	125	42,2	22	7,4
C37	Timus	M	3	1	–	2	–	0	–	0	–
	Thymus	Ž	1	0	–	1	–	0	–	0	–
C38	Srce, mediastinum, plevra	M	6	1	–	2	–	1	–	2	–
	Heart, mediastinum, pleura	Ž	1	0	–	0	–	1	–	0	–
C39	Druga in slabo opredeljena mesta v dihalih in prsnih organih	M	0	0	–	0	–	0	–	0	–
	Other and ill-defined sites in the respiratory system and intrathoracic organs	Ž	0	0	–	0	–	0	–	0	–
C40	Kosti, sklejni hrustanec udov	M	0	0	–	0	–	0	–	0	–
	Bone and articular cartilage of limbs	Ž	2	0	–	1	–	1	–	0	–
C41	Kosti, sklejni hrustanec, drugje	M	3	0	–	0	–	0	–	3	–
	Bone and articular cartilage of other and unspecified parts	Ž	6	2	–	3	–	1	–	0	–
C43	Malignni melanom kože	M	126	93	73,8	25	19,8	4	3,2	4	3,2
	Malignant melanoma of skin	Ž	181	140	77,3	27	14,9	5	2,8	9	5,0
C44	Druge maligne neoplazme kože	M	773	760	98,3	11	1,4	1	0,1	1	0,1
	Skin, other malignomas	Ž	832	817	98,2	12	1,4	1	0,1	2	0,2
C45	Mezoteliom	M	20	7	35,0	9	45,0	2	10,0	2	10,0
	Mesothelioma	Ž	4	1	–	2	–	0	–	1	–
C46	Kaposijev sarkom	M	2	2	–	0	–	0	–	0	–
	Kaposi's sarcoma	Ž	0	0	–	0	–	0	–	0	–

nadaljevanje / cont'd →

Tabela 10. – Table 10. Nadaljevanje – Continued

Šifra MKB	Primarna lokacija	Spol	Število novih primerov	Omejen		Stadij Razširjen		Razsejan		Neznan	
				Število	%*	Število	%*	Število	%*	Število	%*
ICD code	Primary site	Sex	Number of new cases	Localized Number	%*	Stage Regional Number	%*	Distant Number	%*	Unknown Number	%*
C47	Periferni živci in avtonomno živčevje Peripheral nerves and autonomic nervous system	M	1	0	–	1	–	0	–	0	–
		Ž	1	0	–	1	–	0	–	0	–
C48	Peritonej in retroperitonej Retroperitoneum and peritoneum	M	3	0	–	2	–	1	–	0	–
		Ž	13	0	–	3	–	9	–	1	–
C49	Drugo vezivno in mehko tkivo Other connective and soft tissue	M	22	9	40,9	7	31,8	2	9,1	4	18,2
		Ž	21	7	33,3	11	52,4	2	9,5	1	4,8
C50	Dojka Breast	M	9	3	–	5	–	1	–	0	–
		Ž	1076	531	49,3	460	42,8	73	6,8	12	1,1
C51	Žensko zunanje spolovilo Vulva	M	–	–	–	–	–	–	–	–	–
		Ž	41	25	61,0	11	26,8	4	9,8	1	2,4
C52	Nožnica Vagina	M	–	–	–	–	–	–	–	–	–
		Ž	4	2	–	2	–	0	–	0	–
C53	Maternični vrat Cervix uteri	M	–	–	–	–	–	–	–	–	–
		Ž	180	102	56,7	72	40,0	5	2,8	1	0,6
C54	Maternično telo Corpus uteri	M	–	–	–	–	–	–	–	–	–
		Ž	326	230	70,6	65	19,9	27	8,3	4	1,2
C55	Maternica, neopredeljeno Uterus, unspecified	M	–	–	–	–	–	–	–	–	–
		Ž	8	3	–	0	–	3	–	2	–
C56	Jajčnik Ovary	M	–	–	–	–	–	–	–	–	–
		Ž	194	21	10,8	16	8,2	149	76,8	8	4,1
C57	Drugi in neopredeljeni ženski spolni organi Other and unspecified parts of female genital organs	M	–	–	–	–	–	–	–	–	–
		Ž	9	2	–	2	–	5	–	0	–
C58	Posteljica Placenta	M	–	–	–	–	–	–	–	–	–
		Ž	0	0	–	0	–	0	–	0	–
C60	Penis Penis	M	6	5	–	0	–	1	–	0	–
		Ž	–	–	–	–	–	–	–	–	–
C61	Prostata Prostate	M	855	535	62,6	163	19,1	89	10,4	68	8,0
		Ž	–	–	–	–	–	–	–	–	–
C62	Modo Testis	M	79	48	60,8	22	27,8	9	11,4	0	0,0
		Ž	–	–	–	–	–	–	–	–	–
C63	Drugi in neopredeljeni moški spolni organi Other and unspecified male genital organs	M	3	3	–	0	–	0	–	0	–
		Ž	–	–	–	–	–	–	–	–	–
C64	Ledvica razen meha Kidney, except renal pelvis	M	172	91	52,9	25	14,5	47	27,3	9	5,2
		Ž	89	54	60,7	13	14,6	17	19,1	5	5,6
C65	Ledvični meh Renal pelvis	M	14	11	–	0	–	3	–	0	–
		Ž	14	4	–	7	–	2	–	1	–
C66	Sečevod Ureter	M	9	6	–	3	–	0	–	0	–
		Ž	6	4	–	1	–	1	–	0	–
C67	Sečni mehur Bladder	M	211	154	73,0	40	19,0	12	5,7	5	2,4
		Ž	64	41	64,1	15	23,4	4	6,3	4	6,3
C68	Drugi in neopredeljeni sečni organi Other and unspecified urinary organs	M	2	0	–	1	–	1	–	0	–
		Ž	0	0	–	0	–	0	–	0	–
C69	Oko in očesni adneksi Eye and adnexa	M	14	11	–	2	–	1	–	0	–
		Ž	5	2	–	3	–	0	–	0	–
C70	Meninge Meninges	M	1	0	–	1	–	0	–	0	–
		Ž	2	2	–	0	–	0	–	0	–
C71	Možgani Brain	M	66	65	98,5	1	1,5	0	0,0	0	0,0
		Ž	63	62	98,4	0	0,0	0	0,0	1	1,6

nadaljevanje / cont'd →

Tabela 10. – Table 10. Nadaljevanje – Continued

Šifra MKB	Primarna lokacija	Spol	Število novih primerov	Omejen		Stadij Razširjen		Razsejan		Neznan	
				Število	%*	Število	%*	Število	%*	Število	%*
				Localized Number	%*	Stage Regional Number	%*	Distant Number	%*	Unknown Number	%*
ICD code	Primary site	Sex	Number of new cases	Localized Number	%*	Stage Regional Number	%*	Distant Number	%*	Unknown Number	%*
C72	Hrbtni mozeg, možganski živci in drugi deli CŽS Spinal cord, cranial nerves and other parts of CNS	M	0	0	–	0	–	0	–	0	–
		Ž	1	1	–	0	–	0	–	0	–
C73	Ščitnica Thyroid gland	M	31	21	67,7	8	25,8	2	6,5	0	0,0
		Ž	117	79	67,5	30	25,6	7	6,0	1	0,9
C74	Nadledvična žleza Adrenal gland	M	1	1	–	0	–	0	–	0	–
		Ž	2	0	–	2	–	0	–	0	–
C75	Druge endokrine žleze in sorodne strukture Other endocrine glands and related structures	M	0	0	–	0	–	0	–	0	–
		Ž	2	0	–	1	–	1	–	0	–
C76	Druga in slabo opredeljena mesta Other and ill-defined sites	M	7	0	–	1	–	3	–	3	–
		Ž	21	1	4,8	6	28,6	8	38,1	6	28,6
C77	Metastaza in neopredeljena maligna neoplazma bezgavk Metastasis and unspecified malignant neoplasm of lymph nodes	M	24	0	0,0	0	0,0	0	0,0	24	–
		Ž	12	0	–	0	–	0	–	12	–
C78	Metastaze dihal in prebavil Metastases of respiratory and digestive organs	M	41	0	0,0	0	0,0	41	100,0	0	0,0
		Ž	49	0	0,0	0	0,0	49	100,0	0	0,0
C79	Metastaze, drugeje Metastases of other sites	M	22	0	0,0	0	0,0	22	100,0	0	0,0
		Ž	9	0	–	0	–	9	–	0	–
C80	Maligna neoplazma brez opredeljenega mesta Malignant neoplasm without specification of site	M	42	0	0,0	0	0,0	42	100,0	0	0,0
		Ž	37	0	0,0	0	0,0	37	100,0	0	0,0

Šifra MKB	Primarna lokacija	Spol	Število novih primerov	Stadij (Ann – Arbor)						Neznan	
				I		II		III+IV		Število %*	
				Število	%*	Število	%	Število	%*	Število	%*
ICD code	Primary site	Sex	Number of new cases	Stage (Ann – Arbor)						Unknown	
				I		II		III+IV		Number %	
				Number	%	Number	%	Number	%	Number	%
C81	Hodgkinova bolezen Hodgkin's disease	M	26	4	15,4	11	42,3	10	38,5	1	3,8
		Ž	19	2	10,5	8	42,1	8	42,1	1	5,3
C82–	Ne-Hodgkinov limfom	M	116	30	25,9	22	19,0	44	37,9	20	17,2
C85	Non-Hodgkin's lymphoma	Ž	138	34	24,6	23	16,7	57	41,3	24	17,4

* Odstotki niso računani, če je število novih primerov manjše od 15
Percentages are not calculated for less than 15 new cases

Tabela 11. Umrljivost za rakom po lokaciji, spolu in starosti – Slovenija 2005*

Table 11. Mortality by site, by sex and by age – Slovenia 2005*

Šifra MKB ICD code	Primarna lokacija Primary site	Spol Sex	Vse starosti All ages	Starost Age																	
				0–	5–	10–	15–	20–	25–	30–	35–	40–	45–	50–	55–	60–	65–	70–	75–	80+	
		M + Ž	5119	3	2	3	5	4	12	20	25	79	150	300	414	480	650	892	892	1188	
C00	Vse lokacije	M	2814	2	1	1	4	4	8	8	9	44	84	187	247	315	397	520	511	472	
C97	All sites	Ž	2305	1	1	2	1	0	4	12	16	35	66	113	167	165	253	372	381	716	
C00	Ustnica Lip	M	1	0	0	0	0	0	0	0	0	0	0	0	0	0	0	0	1	0	0
		Ž	0	0	0	0	0	0	0	0	0	0	0	0	0	0	0	0	0	0	0
C01	Baza jezika Base of tongue	M	4	0	0	0	0	0	0	0	0	0	1	1	1	1	0	0	0	0	0
		Ž	0	0	0	0	0	0	0	0	0	0	0	0	0	0	0	0	0	0	0
C02	Jezik, drugi deli Tongue, other & unspecified parts	M	9	0	0	0	0	0	0	0	0	1	0	2	0	2	0	1	2	1	1
		Ž	4	0	0	0	0	0	0	0	0	0	0	0	0	1	1	0	1	1	1
C03	Dlesen Gum	M	1	0	0	0	0	0	0	0	0	0	0	1	0	0	0	0	0	0	0
		Ž	0	0	0	0	0	0	0	0	0	0	0	0	0	0	0	0	0	0	0
C04	Ustno dno Floor of mouth	M	3	0	0	0	0	0	0	0	0	0	0	1	0	0	0	1	1	0	0
		Ž	1	0	0	0	0	0	0	0	0	1	0	0	0	0	0	0	0	0	0
C05	Nebo Palate	M	1	0	0	0	0	0	0	0	0	0	0	0	0	1	0	0	0	0	0
		Ž	1	0	0	0	0	0	0	0	0	0	0	0	0	1	0	0	0	0	0
C06	Usta, drugi deli Mouth, other & unspecified parts	M	9	0	0	0	0	0	0	0	0	1	0	4	0	0	1	1	2	0	0
		Ž	4	0	0	0	0	0	0	0	0	0	0	0	1	0	0	1	1	1	1
C07	Parotidna žleza Parotid gland	M	4	0	0	0	0	0	0	0	0	0	1	0	0	2	0	0	0	1	0
		Ž	1	0	0	0	0	0	0	0	0	0	0	0	0	0	0	0	0	1	0
C08	Druge in neopredeljene velike žleze slinavke Other & unspecified major salivary glands	M	2	0	0	0	0	0	0	0	0	1	0	0	0	0	0	1	0	0	0
		Ž	0	0	0	0	0	0	0	0	0	0	0	0	0	0	0	0	0	0	0
C09	Tonzila Tonsil	M	1	0	0	0	0	0	0	0	0	0	0	0	0	0	0	0	0	1	0
		Ž	0	0	0	0	0	0	0	0	0	0	0	0	0	0	0	0	0	0	0
C10	Orofarinks Oropharynx	M	49	0	0	0	0	0	0	0	1	3	6	3	8	7	6	6	4	5	0
		Ž	5	0	0	0	0	0	0	0	0	0	0	0	1	0	2	1	1	0	0
C11	Nazofarinks Nasopharynx	M	1	0	0	0	0	0	0	0	0	0	0	0	0	0	0	0	0	0	1
		Ž	0	0	0	0	0	0	0	0	0	0	0	0	0	0	0	0	0	0	0
C12	Piriformni sinus Pyriform sinus	M	0	0	0	0	0	0	0	0	0	0	0	0	0	0	0	0	0	0	0
		Ž	0	0	0	0	0	0	0	0	0	0	0	0	0	0	0	0	0	0	0
C13	Hipofarinks Hypopharynx	M	25	0	0	0	0	0	0	0	0	0	4	1	5	1	7	4	3	0	0
		Ž	1	0	0	0	0	0	0	0	0	0	0	0	0	0	0	0	0	0	1
C14	Druge in slabo opredeljena mesta na ustnici, v ustni votlini in farinksu Other and ill-defined sites in the lip, oral cavity and pharynx	M	4	0	0	0	0	0	0	0	0	1	0	1	0	0	2	0	0	0	0
		Ž	0	0	0	0	0	0	0	0	0	0	0	0	0	0	0	0	0	0	0
C15	Požiralnik Oesophagus	M	74	0	0	0	0	0	0	0	0	2	3	3	12	18	6	14	12	4	4
		Ž	14	0	0	0	0	0	0	0	0	0	0	2	0	0	2	3	1	6	6
C16	Želodec Stomach	M	210	0	0	0	0	0	0	2	0	2	2	13	14	16	41	31	42	47	0
		Ž	148	0	0	0	0	0	3	2	2	5	3	7	5	16	22	29	54	0	0
C17	Tanko črevo Small intestine	M	9	0	0	0	0	0	0	0	0	0	0	0	0	2	1	3	1	2	0
		Ž	8	0	0	0	0	0	0	0	0	0	0	0	0	1	1	1	2	3	0
C18	Debelo črevo Colon	M	178	0	0	0	0	0	0	0	1	2	5	10	22	38	29	33	38	0	0
		Ž	181	0	0	0	0	0	0	1	0	5	7	11	26	29	30	72	0	0	0
C19	Rektosigmoidna zveza Rectosigmoid junction	M	27	0	0	0	0	0	0	0	0	0	0	0	4	2	6	6	3	6	0
		Ž	26	0	0	0	0	0	0	0	0	0	0	0	2	5	4	5	10	0	0
C20	Rektum Rectum	M	129	0	0	0	0	0	0	0	1	3	6	11	14	19	40	22	13	0	0
		Ž	103	0	0	0	0	0	0	0	0	2	1	9	4	9	19	22	37	0	0
C21	Anus in analni kanal Anus and anal canal	M	2	0	0	0	0	0	0	0	0	0	0	0	0	0	0	1	0	1	0
		Ž	7	0	0	0	0	0	0	0	0	0	0	0	1	1	1	1	1	1	0

nadaljevanje / cont'd →

Tabela 11. – Table 11. Nadaljevanje – Continued

Šifra MKB ICD code	Primarna lokacija Primary site	Spol Sex	Vse starosti All ages	Starost Age																	
				0–	5–	10–	15–	20–	25–	30–	35–	40–	45–	50–	55–	60–	65–	70–	75–	80+	
C22	Jetra in intrahepatični vodi Liver and intrahepatic bile ducts	M	93	0	0	0	0	0	0	0	1	0	0	2	10	7	11	20	17	16	9
		Ž	40	0	0	0	0	0	0	0	0	0	1	0	1	2	1	5	8	5	17
C23	Žolčnik Gallbladder	M	16	0	0	0	0	0	0	0	0	1	0	0	0	1	2	2	3	4	3
		Ž	43	0	0	0	0	0	0	0	0	0	0	0	2	3	2	3	8	12	13
C24	Drugi in neopredeljeni deli biliarnega trakta Biliary tract, other and unspecified parts	M	25	0	0	0	0	0	0	0	0	1	0	0	1	3	3	8	4	5	
		Ž	29	0	0	0	0	0	0	0	0	0	1	0	4	2	2	1	7	12	
C25	Trebušna slinavka Pancreas	M	106	0	0	0	0	0	0	0	0	6	2	8	10	19	16	20	16	9	
		Ž	155	0	0	0	0	0	0	0	0	0	3	10	4	10	21	30	24	53	
C26	Druga in slabo opredeljena mesta v prebavnih organih Other and ill-defined digestive organs	M	7	0	0	0	0	0	0	0	0	0	0	0	1	0	1	1	2	0	2
		Ž	13	0	0	0	0	0	0	0	0	0	0	0	0	0	0	0	2	4	7
C30	Nosna votlina in srednje uho Nasal cavity and middle ear	M	0	0	0	0	0	0	0	0	0	0	0	0	0	0	0	0	0	0	0
		Ž	2	0	0	0	0	0	0	0	0	0	0	0	0	1	0	1	0	0	0
C31	Obnosni sinusi Accessory sinuses	M	3	0	0	0	0	0	0	0	0	0	0	0	1	0	1	1	0	0	
		Ž	3	0	0	0	0	0	0	0	0	0	0	0	0	0	1	0	1	1	
C32	Grlo Larynx	M	50	0	0	0	0	0	0	0	0	2	1	4	8	5	7	11	6	6	
		Ž	5	0	0	0	0	0	0	0	0	1	0	0	0	1	1	1	0	1	
C33	Sapnik Trachea	M	4	0	0	0	0	0	0	0	0	0	0	0	1	1	1	1	0	0	
		Ž	1	0	0	0	0	0	0	1	0	0	0	0	0	0	0	0	0	0	
C34	Sapnica in pljuča Bronchus and lung	M	805	0	0	0	0	1	0	1	8	32	76	91	101	110	161	152	72		
		Ž	273	0	0	0	0	0	0	1	7	14	23	26	24	32	50	40	56		
C37	Timus Thymus	M	1	0	0	0	0	0	0	0	0	0	0	0	0	0	0	0	0	0	
		Ž	2	0	0	0	0	0	0	0	0	0	0	0	0	0	0	1	1	0	
C38	Srce, mediastinum, plevra Heart, mediastinum, pleura	M	10	0	0	0	0	0	0	0	0	0	0	0	1	1	1	1	3	3	
		Ž	8	0	0	0	0	0	0	0	0	0	0	0	1	1	0	1	1	4	
C39	Druga in slabo opredeljena mesta v dihalih in prsnih organih Other and ill-defined sites in the respiratory system and intrathoracic organs	M	1	0	0	0	0	0	0	0	0	0	0	0	0	0	0	0	0	0	1
		Ž	2	0	0	0	0	0	0	0	0	0	0	0	0	0	0	0	1	1	0
C40	Kosti, sklepnih hrustanec udov Bone and articular cartilage of limbs	M	5	0	0	0	0	0	0	0	0	0	1	1	1	0	0	2	0	0	
		Ž	3	0	0	0	0	0	0	0	0	0	0	0	0	2	0	0	0	1	
C41	Kosti, sklepnih hrustanec, drugje Bone and articular cartilage of other and unspecified parts	M	6	0	0	0	0	0	0	0	0	1	0	0	1	0	1	2	0	1	
		Ž	6	0	0	0	0	0	0	0	0	0	1	0	2	1	1	0	0	1	
C43	Malignni melanom kože Malignant melanoma of skin	M	43	0	0	0	0	0	0	0	2	4	4	5	3	7	10	5	3		
		Ž	54	0	0	0	0	1	2	4	2	4	3	8	2	1	8	7	12		
C44	Druge maligne neoplazme kože Skin, other malignomas	M	7	0	0	0	0	0	0	0	0	0	0	0	0	0	0	0	2	5	
		Ž	11	0	0	0	0	0	0	0	0	0	0	0	0	0	0	1	2	8	
C45	Mezoteliom Mesothelioma	M	8	0	0	0	0	0	0	0	0	1	0	2	1	1	2	0	1		
		Ž	7	0	0	0	0	0	0	0	0	1	0	0	0	3	1	0	2		
C46	Kaposijev sarkom Kaposi's sarcoma	M	1	0	0	0	0	0	0	0	0	0	0	0	0	0	0	0	0	1	
		Ž	0	0	0	0	0	0	0	0	0	0	0	0	0	0	0	0	0	0	
C47	Periferni živci in avtonomno živčevje Peripheral and autonomic nervous system	M	1	0	0	0	0	0	0	0	0	0	0	0	0	1	0	0	0	0	
		Ž	0	0	0	0	0	0	0	0	0	0	0	0	0	0	0	0	0	0	
C48	Peritonej in retroperitonej Retroperitoneum and peritoneum	M	9	0	0	0	0	0	0	1	0	0	1	1	0	2	1	0	3		
		Ž	10	0	0	0	0	0	0	0	0	0	0	1	0	3	2	1	3		
C49	Drugo vezivno in mehko tkivo Other connective and soft tissue	M	10	0	0	0	1	2	0	0	0	0	1	1	3	1	0	0	1		
		Ž	9	0	0	0	0	0	0	0	0	0	1	1	1	2	0	1	3		
C50	Dojka Breast	M	0	0	0	0	0	0	0	0	0	0	0	0	0	0	0	0	0	0	
		Ž	390	0	0	0	0	1	4	1	10	20	31	39	35	41	49	61	98		
C51	Žensko zunajnje spolovilo Vulva	M	-	-	-	-	-	-	-	-	-	-	-	-	-	-	-	-	-		
		Ž	17	0	0	0	0	0	0	0	0	0	0	1	1	2	1	3	9		

nadaljevanje / cont'd →

Tabela 11. – Table 11. Nadaljevanje – Continued

Šifra MKB ICD code	Primarna lokacija Primary site	Spol Sex	Vse starosti All ages	Starost Age																	
				0–	5–	10–	15–	20–	25–	30–	35–	40–	45–	50–	55–	60–	65–	70–	75–	80+	
C52	Nožnica	M	–	–	–	–	–	–	–	–	–	–	–	–	–	–	–	–	–	–	
	Vagina	Ž	4	0	0	0	0	0	0	0	0	0	0	0	0	0	0	1	0	1	2
C53	Maternični vrat	M	–	–	–	–	–	–	–	–	–	–	–	–	–	–	–	–	–	–	–
	Cervix uteri	Ž	39	0	0	0	0	0	0	0	1	3	1	2	5	4	3	6	4	10	
C54	Maternično telo	M	–	–	–	–	–	–	–	–	–	–	–	–	–	–	–	–	–	–	–
	Corpus uteri	Ž	67	0	0	0	0	0	0	0	1	0	1	2	1	6	9	17	12	18	
C55	Maternica, neopredeljeno	M	–	–	–	–	–	–	–	–	–	–	–	–	–	–	–	–	–	–	–
	Uterus, unspecified	Ž	29	0	0	0	0	0	0	0	0	0	0	2	2	1	4	7	4	9	
C56	Jajčnik	M	–	–	–	–	–	–	–	–	–	–	–	–	–	–	–	–	–	–	–
	Ovary	Ž	117	0	0	0	0	0	0	0	1	1	6	8	11	13	13	22	18	24	
C57	Drugi in neopredeljeni ženski spolni organi	M	–	–	–	–	–	–	–	–	–	–	–	–	–	–	–	–	–	–	–
	Other and unspecified parts of female genital organs	Ž	5	0	0	0	0	0	0	0	0	0	0	1	0	0	0	0	1	3	
C58	Posteljica	M	–	–	–	–	–	–	–	–	–	–	–	–	–	–	–	–	–	–	–
	Placenta	Ž	0	0	0	0	0	0	0	0	0	0	0	0	0	0	0	0	0	0	0
C60	Penis	M	4	0	0	0	0	0	0	0	0	0	0	0	0	0	0	1	0	3	
	Penis	Ž	–	–	–	–	–	–	–	–	–	–	–	–	–	–	–	–	–	–	–
C61	Prostata	M	305	1	0	0	0	1	0	0	0	0	0	1	2	20	30	49	77	124	
	Prostate	Ž	–	–	–	–	–	–	–	–	–	–	–	–	–	–	–	–	–	–	–
C62	Modo	M	6	0	0	0	0	1	1	3	0	0	1	0	0	0	0	0	0	0	0
	Testis	Ž	–	–	–	–	–	–	–	–	–	–	–	–	–	–	–	–	–	–	–
C63	Drugi in neopredeljeni moški spolni organi	M	4	0	0	0	0	0	0	0	0	0	0	2	0	0	0	0	0	0	2
	Other and unspecified male genital organs	Ž	–	–	–	–	–	–	–	–	–	–	–	–	–	–	–	–	–	–	–
C64	Ledvica razen meha	M	86	0	0	0	0	0	0	0	0	3	1	3	9	15	11	18	15	11	
	Kidney, except renal pelvis	Ž	49	0	0	0	0	0	0	0	0	0	2	3	4	2	8	8	10	12	
C65	Ledvični meh	M	0	0	0	0	0	0	0	0	0	0	0	0	0	0	0	0	0	0	0
	Renal pelvis	Ž	3	0	0	0	0	0	0	0	0	0	0	0	0	0	2	0	1	0	
C66	Sečevod	M	1	0	0	0	0	0	0	0	0	0	0	0	0	1	0	0	0	0	0
	Ureter	Ž	1	0	0	0	0	0	0	0	0	0	0	0	0	0	0	0	0	0	1
C67	Sečni mehur	M	107	0	0	0	0	0	0	0	1	0	2	3	5	10	13	13	28	32	
	Bladder	Ž	49	0	0	0	0	0	0	0	0	0	0	3	1	3	8	11	23		
C68	Drugi in neopredeljeni sečni organi	M	1	0	0	0	0	0	0	0	0	0	0	0	0	0	0	1	0	0	0
	Other and unspecified urinary organs	Ž	0	0	0	0	0	0	0	0	0	0	0	0	0	0	0	0	0	0	0
C69	Oko in očesni adneksi	M	1	0	0	0	0	0	0	0	0	0	0	0	0	0	0	0	0	0	1
	Eye and adnexa	Ž	0	0	0	0	0	0	0	0	0	0	0	0	0	0	0	0	0	0	0
C70	Meninge	M	2	0	0	0	0	0	0	0	0	0	0	0	0	0	0	1	1	1	1
	Meninges	Ž	4	0	0	0	0	0	0	0	0	0	0	0	0	1	1	0	1	1	1
C71	Možgani	M	58	1	0	1	1	0	1	0	1	3	5	11	6	6	7	8	7	0	
	Brain	Ž	60	1	0	0	0	0	0	1	0	4	2	3	8	8	5	12	10	6	
C72	Hrbtini mozeg, možganski živci in drugi deli CZS	M	3	0	1	0	0	1	0	0	0	0	0	1	0	0	0	0	0	0	0
	Spinal cord, cranial nerves and other parts of CNS	Ž	1	0	0	0	0	0	0	0	0	0	0	0	0	1	0	0	0	0	0
C73	Ščitnica	M	2	0	0	0	0	0	0	0	0	0	0	0	1	0	0	1	0	0	0
	Thyroid gland	Ž	8	0	0	0	0	0	0	0	0	0	0	0	0	0	0	3	2	3	
C74	Nadledvična žleza	M	7	0	0	0	0	0	0	0	1	0	0	1	1	1	1	2	0	0	
	Adrenal gland	Ž	3	0	0	0	0	0	0	0	0	0	0	0	0	0	0	1	2	0	
C75	Druge endokrine žleze in sorodne strukture	M	0	0	0	0	0	0	0	0	0	0	0	0	0	0	0	0	0	0	0
	Other endocrine glands and related structures	Ž	1	0	0	0	0	0	0	0	0	0	0	0	0	0	0	0	0	0	1
C76	Druga in slabo opredeljena mesta	M	1	0	0	0	0	0	0	0	0	0	0	0	0	0	0	0	1	0	0
	Other and ill-defined sites	Ž	15	0	0	0	0	0	0	0	0	0	1	1	0	0	0	3	2	8	

nadaljevanje / cont'd →

Tabela 11. – Table 11. Nadaljevanje – Continued

Šifra MKB ICD code	Primarna lokacija Primary site	Spol Sex	Vse starosti All ages	Starost Age																	
				0–	5–	10–	15–	20–	25–	30–	35–	40–	45–	50–	55–	60–	65–	70–	75–	80+	
				ages																	
C77	Metastaza in neopredeljena maligna neoplazma bezgavk Metastasis and unspecified malignant neoplasm of lymph nodes	M	4	0	0	0	0	0	0	0	0	0	0	0	0	1	1	1	1	0	0
		Ž	0	0	0	0	0	0	0	0	0	0	0	0	0	0	0	0	0	0	0
C78	Metastaze dihal in prebavil Metastases of respiratory and digestive organs	M	28	0	0	0	0	0	0	0	0	0	0	1	2	4	0	3	4	7	7
		Ž	32	0	0	0	0	0	0	0	0	0	0	0	0	0	1	0	3	6	22
C79	Metastaze, drugje Metastases of other sites	M	5	0	0	0	0	0	0	0	0	0	0	1	1	0	1	1	0	1	0
		Ž	2	0	0	0	0	0	0	0	0	0	0	0	0	0	0	0	0	1	1
C80	Maligna neoplazma brez opredeljenega mesta Malignant neoplasm without specification of site	M	45	0	0	0	0	0	0	0	1	1	2	2	7	7	8	5	7	5	
		Ž	49	0	0	0	0	0	0	1	0	1	0	4	3	3	4	7	6	20	
C81	Hodgkinova bolezen Hodgkin's disease	M	4	0	0	0	0	0	0	0	0	0	0	0	0	1	1	0	1	0	1
		Ž	6	0	0	0	0	0	1	0	1	0	0	0	0	0	0	0	1	1	2
C82	Folikularni ne-Hodgkinov limfom Follicular non-Hodgkin's lymphoma	M	2	0	0	0	0	0	0	0	0	0	0	0	0	0	0	0	0	0	2
		Ž	5	0	0	0	0	0	0	0	0	0	1	0	1	0	0	0	1	1	1
C83	Difuzni ne-Hodgkinov limfom Diffuse non-Hodgkin's lymphoma	M	7	0	0	0	1	0	0	0	0	0	0	0	1	0	1	2	2	0	
		Ž	10	0	0	0	0	0	0	0	1	0	0	0	0	3	0	1	3	2	
C84	Limfomi celic T in kožni limfom celic T Peripheral and cutaneous T-cell lymphomas	M	3	0	0	0	0	0	0	0	0	0	0	2	0	0	0	1	0	0	
		Ž	1	0	0	0	0	0	0	0	0	0	0	0	0	0	0	1	0	0	
C85	Druge in neopredeljene vrste ne-Hodgkinovega limfoma Other and unspecified types of non-Hodgkin's lymphoma	M	48	0	0	0	1	0	0	0	0	1	1	2	8	2	4	8	9	12	
		Ž	37	0	0	0	0	0	0	0	1	0	0	1	4	4	6	4	1	16	
C88	Maligne imunoproliferativne bolezni Malignant immunoproliferative diseases	M	0	0	0	0	0	0	0	0	0	0	0	0	0	0	0	0	0	0	
		Ž	3	0	0	0	0	0	0	0	0	0	0	0	0	0	0	0	2	1	
C90	Difuzni plazmocitom in maligne neoplazme plazmocitov Multiple myeloma and malignant plasma cell neoplasms	M	35	0	0	0	0	0	0	0	0	1	2	1	1	2	2	9	8	9	
		Ž	40	0	0	0	0	0	0	0	0	0	1	2	3	1	2	9	8	14	
C91	Limfatična levkemija Lymphoid leukaemia	M	27	0	0	0	0	0	1	0	0	0	0	2	3	3	3	3	7	5	
		Ž	22	0	1	2	0	0	1	0	0	0	0	0	0	3	3	2	1	9	
C92	Mieloična levkemija Myeloid leukaemia	M	36	0	0	0	1	0	1	2	1	2	1	3	0	4	7	7	1	6	
		Ž	26	0	0	0	1	0	0	0	1	0	0	1	2	2	4	4	5	6	
C93	Monocitna levkemija Monocytic leukaemia	M	1	0	0	0	0	0	0	0	0	0	1	0	0	0	0	0	0	0	
		Ž	1	0	0	0	0	0	0	0	0	0	0	0	1	0	0	0	0	0	
C94	Druge opredeljene levkemije Other leukaemias of specified cells	M	1	0	0	0	0	0	0	0	0	0	0	0	0	0	0	0	1	0	
		Ž	0	0	0	0	0	0	0	0	0	0	0	0	0	0	0	0	0	0	
C95	Levkemija z neopredeljenim celičnim tipom Leukaemia, unspecified cell type	M	4	0	0	0	0	0	1	0	0	0	0	1	0	0	1	0	0	1	
		Ž	9	0	0	0	0	0	0	0	0	0	0	0	1	0	1	1	0	6	

nadaljevanje / cont'd →

Tabela 11. – Table 11. Nadaljevanje – Continued

Šifra MKB ICD code	Primarna lokacija Primary site	Spol Sex	Vse starosti All ages	Starost Age																	
				0–	5–	10–	15–	20–	25–	30–	35–	40–	45–	50–	55–	60–	65–	70–	75–	80+	
C96	Druge in neopredeljene maligne neoplazme limfatičnega, krvotvornega in sorodnega tkiva Other & unspecified malignant neoplasms of lymphoid, haemopoetic & related tissues	M	0	0	0	0	0	0	0	0	0	0	0	0	0	0	0	0	0	0	
		Ž	3	0	0	0	0	0	0	0	0	0	0	0	0	0	0	0	0	1	0
C97	Maligne neoplazme na več neodvisnih (primarnih) mestih Malignant neoplasms of independent (primary) multiple sites	M	22	0	0	0	0	0	0	0	0	0	0	1	2	0	1	1	4	6	7
		Ž	17	0	0	0	0	0	0	0	0	1	1	0	1	2	1	4	2	5	
Zgoraj neupoštevani Not included above																					
D32	Meninge, benigna neoplazma Benign neoplasm of meninges	M	3	0	0	0	0	0	0	0	0	0	0	0	1	0	0	1	0	1	0
		Ž	3	0	0	0	0	0	0	0	0	0	0	0	0	0	1	1	1	0	0
D33	CŽS, benigna neoplazma Benign neoplasm of brain and other parts of CNS	M	1	0	0	0	0	0	0	0	0	0	0	1	0	0	0	0	0	0	0
		Ž	0	0	0	0	0	0	0	0	0	0	0	0	0	0	0	0	0	0	0
D43	CŽS, neopredeljeno CNS, uncertain or unknown	M	2	0	0	0	0	0	0	0	0	0	0	0	0	1	0	1	0	0	0
		Ž	7	0	0	0	0	0	0	0	0	0	0	1	0	0	0	2	2	2	

* Vir: Inštitut za varovanje zdravja
Source: Institute of Public Health

Tabela 12. Prevalenca po spolu in izbrani primarni lokaciji – Slovenija, 31. 12. 2005

Table 12. Prevalence of cancer patients by sex and by selected primary site – Slovenia, December 31, 2005

Šifra MKB ICD code	Primarna lokacija Primary site	Skupaj Total	Moški Males	Ženske Females
C00 C96	Vse lokacije All sites	63561	25550	38011
C00– C14	Usta in žrelo Mouth and pharynx	1778	1326	452
C15	Požiralnik Oesophagus	125	100	25
C16	Želodec Stomach	1623	937	686
C18	Debelo črevo Colon	3383	1718	1665
C19– C20	Rektum in rektosigmoidna zveza Rectum and rectosigmoid junction	2824	1562	1262
C22	Jetra in intrahepatični vodi Liver and intrahepatic bile ducts	110	78	32
C23– C24	Žolčnik in žolčevodi Gallbladder and biliary tract	181	84	97
C25	Trebušna slinavka Pancreas	203	95	108
C32	Grlo Larynx	882	785	97
C33– C34	Sapnik, sapnici in pljuča Trachea, bronchus and lung	1878	1409	469
C43	Maligni melanom kože Malignant melanoma of skin	2688	1063	1625
C44	Druge maligne neoplazme kože Skin, other malignomas	13266	6010	7256
C48– C49	Vezivno in mehko tkivo Connective and soft tissue	558	260	298
C50	Dojka Breast	10370	73	10297
C53	Maternični vrat Cervix uteri	3532	–	3532
C54	Maternično telo Corpus uteri	3465	–	3465
C56	Jajčnik Ovary	1319	–	1319
C61	Prostata Prostate	3443	3443	–
C62	Modo Testis	1433	1433	–
C64– C65	Ledvica z ledvičnim mehkom Kidney with renal pelvis	1538	889	649
C67	Sečni mehur Bladder	1191	905	286
C70– C72	Centralni in avtonomni živčni sistem Central and autonomic nervous system	532	301	231
C73	Ščitnica Thyroid gland	1232	268	964
C81	Hodgkinova bolezen Hodgkin's disease	788	420	368
C82– C85	ne-Hodgkinovi limfomi non-Hodgkin's lymphoma	1600	790	810
C90	Difuzni plazmocitom in maligne neoplazme plazmocitov Multiple myeloma and malignant plasma cell neoplasms	285	134	151
C91– C95	Levkemije Leukaemias	1028	535	493

IZBOR PUBLIKACIJ, ki so jih sodelavci Epidemiologije in Registra raka objavili v zadnjih petih letih (tudi v sodelovanju z drugimi raziskovalci)

SELECTED PUBLICATIONS, published by the members of Epidemiology and Cancer Registry in the last five years (also in cooperation with other researchers)

2003

- Benedičič Pilih A, Pompe Kirn V, Kokol P, Povalej P, Arzenšek J. Kožni melanom v Sloveniji in potreba po preventivi. In: Miljković J ed. Dermatološki dnevi. Strokovno izpopolnjevanje iz dermatologije z mednarodno udeležbo, Maribor 2003. Maribor: Splošna bolnišnica, 2003: 27–37.
- Berrino F, Capocaccia R, Gatta G, et al, eds. Survival of cancer patients in Europe: the EURO CARE-3 study. *Ann Oncol* 2003; 14(5).
- Lutz JM, Francisci S, Pompe-Kirn V, et al and EUROPREVAL Working Group. Cancer prevalence in Central Europe: the EUROPREVAL study. *Ann Oncol* 2003; 14(2): 313–22.
- Pompe-Kirn V. Rak v številkah : da bi ga bolje razumeli in lažje obvladovali. *Okno* 2003; 17(1): 27–9.
- Pompe-Kirn V, Zakotnik B, Zadnik V. Preživetje bolnikov z rakom v Sloveniji 1983–1997. Ljubljana: Onkološki inštitut, Register raka za Slovenijo, 2003.
- Primic Žakelj M, Arko D, Renner M, Žgajnar J. Rak dojk v Sloveniji: epidemiologija in presejanje. *Zdrav Vestn* 2003; 72: Suppl 2: II–179–II–181.
- Primic Žakelj M, Zadnik V. Epidemiologija raka dojk. In: Takač I, Arko D eds. 30 let Centra za bolezni dojk v Mariboru. Simpozij z mednarodno udeležbo, Maribor 2003. Zbornik predavanj. Maribor: Splošna bolnišnica, 2003: 15–27.
- Primic Žakelj M, Zadnik V. Rak dojk: razširjenost in nevarnostni dejavniki. In: Štabuc B, ed. Več znanja o raku, manj smrti. Seminar, Strunjan 2003. Ljubljana: Koper: Zveza slovenskih društev za boj proti raku; Obalno društvo za boj proti raku, 2003: 55–63.
- Primic Žakelj M, Zadnik V. Staranje prebivalstva in rak. In: Skela Savič B ed. Starost in rak. 30 strokovnih seminar, Ljubljana 2003. Ljubljana: Sekcija medicinskih sester v onkologiji pri Zbornici zdravstvene nege – Zvezi društev medicinskih sester in zdravstvenih tehnikov Slovenije, 2003: 5–11.

- Uršič Vrščaj M, Primic Žakelj M, Kirar Fazarinc I. Epidemiologija raka materničnega vratu v Sloveniji in v svetu ter nacionalni program ZORA. In: Možina A, ed. Zgodnja detekcija raka materničnega vratu in kolposkopski tečaj in Praktična kolposkopija in ambulantno zdravljenje prekanceroze, Ljubljana 2003. Zbornik predavanj. Ljubljana: Klinični center; Ginekološka klinika; Združenje za ginekološko onkologijo, kolposkopijo in cervikalno patologijo, 2003: 92–5.
- Zadnik V, Šelb J: Osnovni vzroki smrti s kazalniki umrljivosti v Sloveniji v letu 2001. *Zdrav Vestn* 2003; 72(7–8): 429–4.

2004

- de Vries E, Boniol M, Dore JF, Coebergh JW, Pompe-Kirn V and Eurocare Working Group. Lower incidence rates but thicker melanomas in Eastern Europe before 1992: a comparison with Western Europe. *Eur J Cancer* 2004; 40: 1045–52.
- Norčič G, Repše S, Pompe-Kirn V. Rezultati zdravljenja raka debelega črevesa in danke v Sloveniji – analiza leta 1997. *Gastroenterolog* 2004; 8: Suppl 2: 287–9.
- Primic Žakelj M, Kirar Fazarinc I. Cervical cancer screening – a Slovenian experience. In: Better health outcomes through public health approaches in primary health care. Fourth international forum on common access to health care. Brdo pri Kranju: Ministry of Health, 2004: 1–5.
- Primic Žakelj M, Ravnihar B and Collaborative Group on Hormonal Factors in Breast Cancer. Breast cancer and abortion: collaborative reanalysis of data from 53 epidemiological studies, including 83000 women with breast cancer from 16 countries. *Lancet* 2004; 363: 1007–16.
- Primic Žakelj M, Zadnik V. Kajenje in rak v Sloveniji. In: Štabuc B, Primic Žakelj M, Zdešar A eds. Kajenje in rak. 12. seminar »In memoriam dr. Dušana Reje«. Ljubljana: Zveza slovenskih društev za boj proti raku, Onkološki inštitut, Inštitut za varovanje zdravja RS, Rdeči križ Slovenije, 2004: 36–42.
- Primic Žakelj M, Zadnik V. Epidemiologija raka dojk v svetu in v Sloveniji. *Radiol Oncol* 2004; 38: Suppl 1: S1–S7.
- Primic Žakelj M, Zadnik V, Škrlec F. Nekaj osnovnih podatkov in zanimivosti iz novega letnega poročila Registra raka za Slovenijo. *Onkologija* 2004; 8: 22–4.
- Tyczynski JE, Bray F, Pompe-Kirn V, et al. Lung cancer mortality patterns in selected Central Eastern and Southern European countries. *Int J Cancer* 2004; 109: 598–610.

- Tyczynski JE, Pleško I, Primic Žakelj M, et al. Breast cancer mortality patterns and time trends in 10 new EU member states: mortality declining in young women, but still increasing in the elderly. *Int J Cancer* 2004; 112: 1056–64.
- Zadnik V, Primic Žakelj M. Vpliv dejavnikov tveganja in genetske nagnjenosti na pojavljanje raka dojk pri mladih ženskah. In: Bešič N, Anderluh F, Benedik J et al eds. *Novosti v onkologiji in smernice za obravnavo bolnic z rakom dojk in bolnikov z malignim melanomom*. 17. onkološki vikend. Laško: Kancerološko združenje Slovenskega zdravniškega društva, 2004: 114–5.

2005

- Bray F, Carstensen B, Moller H, Zappa M, Žakelj MP, Lawrence G, et al. Incidence trends of adenocarcinoma of the cervix in 13 European countries. *Cancer Epidemiol Biomarkers Prev* 2005; 14: 2191–9.
- Brennan P, Scelo G, Hemminki K, Mellekjær L, Tracey E, Pompe-Kirn V, et al. Second primary cancers among 109 000 cases of non-Hodgkin's lymphoma. *Br J Cancer* 2005; 93: 159–66.
- Hemminki K, Scélo G, Boffetta P, Mellekjær L, Tracey E, Andersen A, Pompe-Kirn V, et al. Second primary malignancies in patients with male breast cancer. *Br J Cancer* 2005; 92: 1288–92.
- Kobal AB, Horvat M, Prezelj M, Pompe-Kirn V, Zadnik V, Osredkar J, et al. Vpliv elementarnega živega srebra na peroksidacijo lipidov in funkcijsko sposobnost posameznih tarčnih organov pri prebivalcih mesta Idrija in delavcih rudnika : zaključno poročilo raziskovalnega projekta (skrajšana verzija). *Idrij Razgl* 2005; 50: 20–30.
- Norčič G, Repše S, Pompe-Kirn V. Rak debelega črevesa in danke v Sloveniji – razlike v kirurškem zdravljenju in preživetju bolnikov. *Zdrav vestn* 2005; 74: št. 12, 767–70.
- Pompe-Kirn V. Podrobnejši pregled trenda incidence raka ščitnice v obdobju 1983–2002 v Sloveniji. *Onkologija* 2005; 9: 12–4.
- Primic Žakelj M. Epidemiology of breast cancer: incidence and mortality trends, prevention and control. 3rd Sarajevo breast cancer conference. Sarajevo: ESO, 2005: 15–27.
- Primic Žakelj M. Prenovljeni evropski kodeks proti raku. In: Štabuc B, ed. *Poročilo Zveze in regijskih društev za boj proti raku Slovenije: leto 2004*. Ljubljana: Zveza društev za boj proti raku Slovenije, 2005: 6–11.
- Primic Žakelj M. Zgodnje odkrivanje pogostejših rakov pri starejših. In: Turk J, ed. *Zdrava poznejša leta*. Ljubljana: Društvo za zdravje srca in ožilja Slovenije, 2005: 97–110.
- Primic Žakelj M, Zadnik V. Epidemiologija raka dojk v Sloveniji in v svetu. In: Štabuc B, ed. *Poročilo Zveze in regijskih društev za boj proti raku Slovenije: leto 2004*. Ljubljana: Zveza društev za boj proti raku Slovenije, 2005: 13–6.
- Primic Žakelj M, Zadnik V. Presejanje in zgodnje odkrivanje raka. In: Štabuc B, ed. *Zgodnje odkrivanje raka – izzivi za prihodnost*. XIII. seminar »In memoriam dr. Dušana Reje«, Zbornik. Ljubljana: Zveza slovenskih društev za boj proti raku, 2005: 8–13.
- Primic Žakelj, Zadnik V. Raziskovalno delo službe epidemiologija in registri raka na Onkološkem inštitutu. In: Bilban M, ed. *Cvahtetovi dnevi javnega zdravja 2005*. Ljubljana: Medicinska fakulteta, 2005: 125–34.
- Primic Žakelj, Zadnik V, Žagar T. Epidemiološki podatki o raku materničnega vratu v Sloveniji. In: Takač I, ed. *50 let laboratorija za ginekološko citologijo v Mariboru*. Mednarodni znanstveni simpozij. Maribor: Splošna bolnišnica, 2005: 151–60.
- Primic Žakelj M, Zadnik V, Žagar T. Is cancer epidemiology different in Western Europe to that in Eastern Europe? *Ann Oncol* 2005; 16 Suppl 2: ii 27–9.
- Zadnik V: Evropska raziskava vplivov dejavnikov tveganja na zbolevanje za rakom dojk pri mladih ženskah: podatki za Slovenijo. In: Bilban M, ed. *Cvahtetovi dnevi javnega zdravja 2005*. Ljubljana: Medicinska fakulteta, 2005: 135–49.
- Zadnik V, Primic Žakelj M. Epidemiologija želodčnega raka. In: Omejc M, Repše S, eds. *Kirurgija želodca – standardi in novosti*. Simpozij. Ljubljana: Klinični oddelek za abdominalno kirurgijo, SPS Kirurška klinika, Klinični center, 2005: 122–7.
- Žagar T, Primic Žakelj, Zadnik V. Povezovanje Registra raka za Slovenijo s sorodnimi državnimi podatkovnimi zbirkami. In: Tkačik B, Urbas M, eds. *Komuniciranje z dajalci in uporabniki statističnih podatkov ter podpora EMU in Lizbonski strategiji*. 15. statistični dnevi. Ljubljana: Statistični urad Republike Slovenije, Statistično društvo Slovenije, 2005: 268–77.
- Žagar T. *Lifetables for Slovenia 1982–2004*. Rostock: Max Planck, 2005: 1–94. <http://www.lifetable.de/cgi-bin/country.plx?country=Slovenia>.

2006

- Hertl K, Primic Žakelj M, Žgajnar J, Kocijančič I. Performance of opportunistic breast cancer screening in Slovenia. *Neoplasma* 2006; 53: 237–41.

- Mellemkjaer L, Friis S, Olsen JH, Scelo G, Hemminki K, Tracey E, Pompe-Kirn V, et al. Risk of second cancer among women with breast cancer. *Int J Cancer* 2006; 118: 2285–92.
- Pompe-Kirn V, Primic Žakelj M. Ali vemo, koliko je raka prostate v Sloveniji in kaj vpliva na razvoj te bolezni? *Onkologija* 2006; 10: 9–13.
- Pompe-Kirn V. Obolenost za rakom dojke med ženskami, vključenimi v pilotno študijo. *Onkologija* 2006; 10: 96–8.
- Primic Žakelj M, Zadnik V, Žagar T. Breast cancer risk factors. *Liječ Vjesn* 2006; 128, Suppl 3: 49–50.
- Primic Žakelj M, Zadnik V, Žagar T. Epidemiologija raka debelega črevesa in danke (Epidemiology of colorectal cancer. In: Repše S, Štor Z eds. *Kirurgija raka debelega črevesa in danke: standardi in novosti. Zbornik simpozija (Standards & novelties: proceedings of the symposium, Ljubljana 2006. Ljubljana: Kirurška šola, Klinični oddelek za abdominalno kirurgijo, Kirurška klinika, Klinični center, 2006: 14–20.*
- Primic Žakelj M, Zadnik V, Žagar T. Ali se učinki programa ZORA že kažejo v incidenci invazivnega raka materničnega vratu. In: Možina A ed. *Dan ginekološke onkologije: rak jajčnikov. Zbornik. Ljubljana: Združenje za ginekološko onkologijo, kolposkopijo in cervikalno patologijo: Ginekološka klinika, Klinični center, 2006: 55–6.*
- Sandeep TC, Strachan MW, Reynolds RM, Brewster DH, Scelo G, Pukkala E, Pompe-Kirn V, et al. Second primary cancers in thyroid cancer patients : a multinational record linkage study. *J Clin Endocrinol Metab* 2006; 91: 1819–25.
- Scélo G, Boffetta P, Hemminki K, Pukkala E, Olsen JH, Andersen A, Pompe-Kirn V, et al. Associations between small intestine cancer and other primary cancers: an international population-based study. *Int J Cancer* 2006; 118: 189–96.
- Shen M, Boffetta P, Olsen JH, Andersen A, Hemminki K, Pukkala E, Pompe-Kirn V, et al. A pooled analysis of second primary pancreatic cancer. *Am J Epidemiol* 2006; 163: 502–11.
- Snoj M, Zadnik V. Starostnik z rakom – kirurški bolnik. In: Smrkolj V ed. *Kirurgija v starostnem obdobju : zbornik povzetkov. Ljubljana: Združenje kirurgov Slovenije, 2006: 28–36.*
- Strojman P, Šmid A, Čizmarevič B, Žagar T, Auersperg M. Verrucous carcinoma of the larynx : determining the best treatment option. *Eur J Surg Oncol* 2006; 32: 984–8.
- Steliarova-Foucher E, Kaatsch P, Lacour B, Pompe-Kirn V, Eser S, Miranda A, et al. Quality, comparability and methods of analysis of data on childhood cancer in Europe (1978–1997) : report from the Automated Childhood Cancer Information System project. *Eur J Cancer* 2006; 42: 1915–51.
- Zadnik V, Primic Žakelj M. Breme želodčnega raka v svetu in Sloveniji (The burden of stomach cancer worldwide and in Slovenia). In: *Zbornik predavanj XII. podiplomskega tečaja kirurgije, 10.–11. februar 2006. Ljubljana: Kirurška klinika, Klinični center, 2006: 77–80.*
- Zadnik V, Reich BJ. Analysis of the relationship between socioeconomic factors and stomach cancer incidence in Slovenia. *Neoplasma* 2006; 53: 103–10.
- Zadnik V. Geografska analiza razporejanja incidence raka. *Onkologija* 2006; 10: 92–5.
- Zadnik V, Žagar T, Primic Žakelj M. Pojavljanje raka v občini Brežice v primerjavi z ostalo Slovenijo : geografska analiza incidence raka v občini Brežice na podlagi podatkov Registra raka za Slovenijo : zaključno poročilo. Ljubljana: Onkološki inštitut, 2006.
- Zadnik V, Žagar T, Primic Žakelj M. The geographical variation of cervical cancer screening efficiency in Slovenia. In: Batagelj V, Ferligoj A, Žiberna A eds. *Data science and classification : program and abstracts. Ljubljana: Center of Methodology and Informatics, Institute of Social Sciences at Faculty of Social Sciences, 2006: 173.*
- Žagar T, Primic Žakelj M, Zadnik V. Pretok in uporaba informacij v Registru raka – najstarejšem zdravstvenem registru v Sloveniji. *Bilt ekon organ inform zdrav* 2006; 22: 6.
- Žagar T, Zadnik V, Pohar M, Primic Žakelj M. Complete yearly life tables by sex for Slovenia, 1982–2004, and their use in public health (Popolne letne tablice umrljivosti za Slovenijo po spolu, 1982–2004, in možnosti uporabe v javnem zdravju). *Radiol Oncol* 2006; 40: 115–24.

2007

- Arbyn M, Primic-Žakelj M, Raifu AO, Grce M, Paraskevaidis E, Diakomanolis E, et al. The burden of cervical cancer in South-East Europe at the beginning of the 21st century. *Coll Antropol* 2007; 31 Suppl 2: 7–10.
- Bidoli E, Zadnik V, De Dottori M, Zanier L, Serraino D. Prostate cancer pattern in the bordering areas of Friuli-Venezia Giulia, Italy, and Slovenia, 1995–2003. In: Primic-Žakelj M, Žagar T, Zadnik V, eds. *At the crossroad of tradition and new technologies in cancer registration. The role of cancer registries in cancer control : programme and book of abstracts. Ljubljana: Institute of Oncology, 2007.*

- Bizjak-Ogrinc U, Čufer T, Pompe-Kirn V. Survival of patients with invasive urinary bladder cancer in Slovenia regarding to stage of disease and treatment in years 1987–1997. In: Primic-Žakelj M, Žagar T, Zadnik V, eds. At the crossroad of tradition and new technologies in cancer registration. The role of cancer registries in cancer control : programme and book of abstracts. Ljubljana: Institute of Oncology, 2007.
- Maule M, Scélo G, Pastore G, Brennan P, Hemminki K, Tracey E, Pompe-Kirn V, et al. Risk of second malignant neoplasms after childhood leukemia and lymphoma: an international study. *J Natl Cancer Inst* 2007; 10: 790–800.
- Primic-Žakelj M. Epidemiologija raka pri moških in ženskah. In: Mlakar-Mastnak D, Lokar K, eds. Ženske, moški in rak. Ljubljana: Sekcija medicinskih sester in zdravstvenih tehnikov v onkologiji pri Zbornici zdravstvene in babiške nege Slovenije – Zvezi društev medicinskih sester, babic in zdravstvenih tehnikov Slovenije; 2007.
- Primic-Žakelj M. Obvladovanje raka v Sloveniji. In: Kraigher A, Berger T, Piškur-Kosmač D, eds. 4. slovenski kongres preventivne medicine, Portorož, 17. do 19. maj 2007. Izzivi javnega zdravja v tretjem tisočletju : knjiga izvečkov. Ljubljana: Sekcija za preventivno medicino Slovenskega zdravniškega društva; 2007.
- Primic-Žakelj M. Rak materničnega vratu v Sloveniji in program ZORA. In: Kraigher A, Berger T, Piškur-Kosmač D, eds. 4. slovenski kongres preventivne medicine, Portorož, 17. do 19. maj 2007. Izzivi javnega zdravja v tretjem tisočletju : knjiga izvečkov. Ljubljana: Sekcija za preventivno medicino Slovenskega zdravniškega društva; 2007.
- Primic-Žakelj M, Zadnik V, Žagar T. Rak v Sloveniji. *Zdrav Vest* 2007; 76: 775–80.
- Primic-Žakelj M, Žagar T. Breast cancer epidemiology in Slovenia. *Senologie* 2007; 4: 205.
- Primic-Žakelj M, Žagar T, Zadnik V. Epidemiologija malignega melanoma. *Radiol Oncol* 2007; 41 Suppl 1: S1–S12.
- Primic-Žakelj M, Žagar T, Zadnik V. Epidemiologija pljučnega raka. In: Rott T, Luzar B, eds. Pljučni rak – današnje stanje in perspektive. Ljubljana: Inštitut za patologijo, Medicinska fakulteta, 2007.
- Ravnik M, Arko D, Žagar T, Primic-Žakelj M, Čufer T. Breast cancer and second malignancies. *Senologie* 2007; 4: 209.
- Richiardi L, Scélo G, Boffetta P, Hemminki K, Pukkala E, Olsen JH, Pompe-Kirn V, et al. Second malignancies among survivors of germ-cell testicular cancer : a pooled analysis between 13 cancer registries. *Int J Cancer* 2007; 120: 623–31.
- Riska A, Pukkala E, Scélo G, Møller H, Hemminki K, Weiderpass E, Pompe-Kirn V, et al. Second primary malignancies in females with primary fallopian tube cancer. *Int J Cancer* 2007; 120: 2047–51.
- Scélo G, Boffetta P, Autier P, Hemminki K, Pukkala E, Olsen JH, Pompe-Kirn V. Associations between ocular melanoma and other primary cancers : an international population-based study. *Int J Cancer* 2007; 120: 152–9.
- Scélo G, Boffetta P, Corbex M, Chia KS, Hemminki K, Friis S, Pompe-Kirn V, et al. Second primary cancers in patients with nasopharyngeal carcinoma : a pooled analysis of 13 cancer registries. *Cancer Causes Control* 2007; 18: 269–78.
- Tuohimaa P, Pukkala E, Scélo G, Olsen JH, Brewster DH, Hemminki K, Pompe-Kirn V, et al. Does solar exposure, as indicated by the non-melanoma skin cancers, protect from solid cancers: vitamin D as a possible explanation. *Eur J Cancer* 2007; 43: 1701–12.
- Zadnik V, Pompe-Kirn V. Effects of 500-year mercury mining and milling on cancer incidence in the region of Idrija, Slovenia. *Coll Antropol* 2007; 31: 897–903.
- Zver S, Zadnik V, Bunc M, Rogel P, Černelč P, Koželj M. Cardiac toxicity of high-dose cyclophosphamide in patients with multiple myeloma undergoing autologous hematopoietic stem cell transplantation. *Int J Hematol* 2007; 85: 408–14.
- Žagar T, Droljc A. Connection of Cancer Registry of Slovenia to other state databases. In: Primic-Žakelj M, Žagar T, Zadnik V, eds. At the crossroad of tradition and new technologies in cancer registration. The role of cancer registries in cancer control : programme and book of abstracts. Ljubljana: Institute of Oncology, 2007.
- Žagar T, Zadnik V, Primic-Žakelj M. Različne možnosti prikazovanja geografskega razporejanja incidence raka na materničnem vratu v Sloveniji. In: Kraigher A, Berger T, Piškur-Kosmač D, eds. 4. slovenski kongres preventivne medicine, Portorož, 17. do 19. maj 2007. Izzivi javnega zdravja v tretjem tisočletju : knjiga izvečkov. Ljubljana: Sekcija za preventivno medicino Slovenskega zdravniškega društva; 2007.

