

ONKOLOŠKI INŠTITUT V LJUBLJANI  
INSTITUTE OF ONCOLOGY, LJUBLJANA

REGISTER RAKA ZA SLOVENIJO  
CANCER REGISTRY OF SLOVENIA

**INCIDENCA RAKA V SLOVENIJI**  
**CANCER INCIDENCE IN SLOVENIA**  
**1991**

POROČILO RR ŠT. 33  
REPORT No. 33  
LJUBLJANA 1994

ISSN 1318-2471

**Uredniški odbor:****Editorial Board:**

Rastko Golouh  
Jurij Lindtner  
Vera Pompe Kirn  
Maja Primic Žakelj  
Božena Ravnihar  
Zvonimir Rudolf  
Branko Zakotnik

**Osebjje Registra raka:****Staff of the Cancer Registry:**

Vera Pompe Kirn, vodja - head  
Neva Volk, mlada raziskovalka - junior researcher  
Jurij Modic, računalniška obdelava in slike - EDP analysis and figures  
Mojca Brus  
Marjeta Bukovec, od 1. marca 1994 - from March 1, 1994  
Trauti Kovačič, do 31. maja 1994 - till May 31, 1994  
Neža Milčič  
Nataša Robek  
Fani Škrlec  
Tone Žakelj, oblikovanje in priprava za tisk - desk-top publishing

**Izdal:** Onkološki inštitut, Ljubljana

**Published by:** Institute of Oncology, Ljubljana, Slovenia  
Direktor - Director: Matjaž Zwitter

**Naslov - Correspondence to:**

Prof. Vera Pompe Kirn, M.D., D.Sc.  
Institute of Oncology  
Zaloška c. 2, 61105 Ljubljana, p.p. 17, Slovenia  
tel. +386 (0)61 13-24-113

**Tisk - Printed by:** Birografika BORI, Ljubljana

**VSEBINSKO KAZALO - CONTENTS**

	Stran/Page
<b>Uvod in pojasnila</b> .....	5
<b>Introduction and Comments</b> .....	9
 <b>Slike - Figures</b>	
1. Deset najpogostejših lokalizacij raka po spolu - Slovenia 1991 The ten leading cancer sites by sex - Slovenia 1991 .....	12
2. Grobe in kumulativne letne incidenčne mere raka vseh lokalizacij po spolu - Slovenija 1950-1991 Crude and cumulative annual cancer incidence rates; all sites by sex - Slovenia 1950-1991 .....	13
3. Grobe letne incidenčne mere izbranih rakov po spolu - Slovenija 1950-1991 Crude annual cancer incidence rates by selected primary sites and sex - Slovenia 1950-1991 .....	14
4. Kumulativne incidenčne mere pljučnega raka po spolu, izbrane regije in države Evrope, 1983-87 Cumulative lung cancer incidence rates by sex, selected regions and states in Europe, 1983-87 .....	15
5. Starostno specifične incidenčne mere pljučnega raka po rojstnih kohortah, Slovenija 1961-90 Age-specific lung cancer incidence rates by birth cohorts by sex, Slovenia 1961-90 .....	16
6. Porazdelitev stadijev pljučnega raka po starosti in spolu, Slovenija 1981-90 Stage distribution of lung cancer by age and sex, Slovenia 1981-90 .....	18
7. Histološke vrste pljučnega raka po starosti in spolu, Slovenija 1983-90 Histologic types of lung cancer by age and sex, Slovenia 1983-90 .....	20
8. Grobe letne incidenčne mere pljučnega raka po histološki vrsti in spolu, Slovenija 1983-91 Crude annual lung cancer incidence rates by histologic type and sex, Slovenia 1983-91 .....	21
 <b>Tabele - Tables</b>	
1. Prebivalstvo Slovenije po starosti in spolu na dan 30. junija 1991 Population of Slovenia by age and sex on June 30th, 1991 .....	22

2. Prebivalstvo Slovenije po zdravstvenih regijah in območjih zdravstvenih domov po spolu na dan 30. junija 1991 Population of Slovenia by health regions and subregions by sex on June 30th, 1991 .....	23
3. Število novih primerov raka ter število in odstotek primerov, registriranih samo iz zdravniških poročil o vzroku smrti, po lokalizaciji in spolu - Slovenija 1991 Total number of new cancer cases, number and percentage of cases registered from death certificates only, by site and sex - Slovenia 1991 .....	24
4. Število novih primerov raka po lokalizaciji, spolu in starosti - Slovenija 1991 Number of new cancer cases by primary site, sex, and age - Slovenia 1991 .....	28
5. Incidenca raka na 100 000 prebivalcev po lokalizaciji, spolu in starosti - Slovenija 1991 Cancer incidence per 100 000 population by site, sex and age - Slovenia 1991 .....	32
6. Število novih primerov raka po zdravstvenih regijah in območjih zdravstvenih domov, po najpogostejših lokalizacijah in spolu - Slovenija 1991 Number of new cancer cases by health regions and subregions, by most frequent sites and sex - Slovenia 1991 .....	38
7. Število novih primerov raka, ugotovljenih v bolnišnicah, ter število in odstotek mikroskopsko potrjenih primerov, po lokalizaciji in spolu - Slovenija 1991 Total number of new cancer cases diagnosed in hospitals and number and percentage of microscopically confirmed cases - by site and sex - Slovenia 1991 .....	40
8. Število histološko (in citološko) potrjenih novih primerov raka - po histološki vrsti in lokalizaciji - Slovenija 1991 Number of histologically (and cytologically) confirmed new cancer cases by histologic type and site - Slovenia 1991 .....	44
9. Število primerov ne-Hodgkinovih limfomov po lokalizaciji, spolu in starosti - Slovenija 1991 Total number of non-Hodgkin's malignant lymphomas by site, sex, and age - Slovenia 1991 .....	50
10. Število novih primerov raka po bolnišnicah ugotovitve diagnoze ter število in odstotek primerov, napotenih na Onkološki inštitut - Slovenija 1991 Number of new cancer cases diagnosed by reporting hospitals, and number and percentage of cases referred to the Institute of Oncology, Ljubljana - Slovenia 1991 .....	51
11. Število in odstotek novih primerov raka, ugotovljenih v bolnišnicah, po stadiju, lokalizaciji in spolu - Slovenija 1991 Number and percentage of new cancer cases reported by hospitals by stage, site and sex - Slovenia 1991 .....	53

## UVOD

Register raka za Republiko Slovenijo (Register) je bil ustanovljen pri Onkološkem inštitutu v Ljubljani leta 1950 na pobudo in pod vodstvom dr. Božene Ravnihar kot posebna služba za zbiranje in obdelavo podatkov o incidenci raka in o preživetju rakavih bolnikov. Prijavljanje raka je od takrat dalje v Republiki Sloveniji obvezno, z zakonom predpisano (*Ur. l. SRS*, št. 10/50, št. 29/50, št. 14/65, št. 1/80, št. 45/82, št. 42/85 in *Ur. l. RS*, št. 9/92). Podrobneje ga zaenkrat še vedno določa Pravilnik o prijavi in kontroli rakavih bolnikov in o drugih tehničnih vprašanih boja proti raku (*Ur. l. SRS*, št. 4/66).

Incidenca raka je po svetu zelo različna. Tudi Republika Slovenija kaže v zbolewnosti za rakom svojo posebno sliko. Zbrani podatki so številčna podlaga za ocenjevanje družbenega bremena rakavih bolezni v republiki, programiranje in ocenjevanje onkološkega varstva na področju primarne preventive, detekcije, diagnostike, zdravljenja, rehabilitacije, načrtovanje zmogljivosti in sredstev zdravstvenega varstva, ki so potrebna za obvladovanje rakavih bolezni (kadri, medicinska oprema, posteljne zmogljivosti), ter za klinične in epidemiološke raziskave v Sloveniji in v sklopu širših mednarodnih raziskav.

Populacijski register raka opravičuje svoj obstoj le, če se zbrani podatki tudi redno obdelujejo in objavljajo. Ena izmed stalnih oblik vračanja obdelanih informacij so prav letna poročila. Ker je virov informacij več, le-ta povsod po svetu izhajajo z dve- ali več-letnim zamikom.

Register je prva letna poročila izdajal že v letih 1953-1957 za leta 1951-1955. Prva analiza podatkov za leto 1950 pa je bila objavljena v *Zdravstvenem vestniku* že leta 1951 (*Zdrav. Vestn.* 1951: 20, 264-277). Podatki za leta 1957-1971 so bili objavljani v periodičnih publikacijah Svetovne zdravstvene organizacije *Epidemiological and Vital Statistics Report* Vol. 14, No. 11, 1961; Vol. 16, No. 12, 1963; Vol. 17, No. 12, 1964; Vol. 19, No. 12, 1966; Vol. 20, No. 12, 1967) in v *World Health Statistics Report* (Vol. 23, No. 3, 1970; Vol. 24, No. 2, 1971; Vol. 25, Nos. 4, 5, 1972; Vol. 26, No. 8, 1973; Vol. 27, Nos. 6, 7, 1974). Podatki od leta 1965 dalje pa so bili spet redno objavljani v posebnih letnih poročilih z naslovom *Rak v Sloveniji (1965-1977)* oziroma *Incidenca raka v Sloveniji (1978-1991)* v slovenskem in angleškem jeziku. Glede na želje in pripombe uporabnikov poizkušamo ta letna poročila iz leta v leto dopolnjevati. Pri tem nam pomaga uredniški odbor, v katerem so zbrani specialisti različnih vej onkologije (kliniki, epidemiologi in patolog).

Naš Register je ena prvih tovrstnih služb v Evropi. Pred letom 1950 so bili populacijski registri raka ustanovljeni le v Hamburgu, na Danskem, v Veliki Britaniji, v Belgiji in v tedanji ZSSR. Prav zato so in so bili naši podatki o incidenci raka zanimivi tudi za širši svet. Leta 1957 je izšlo prvo obsežnejše poročilo za leta 1950-1955 v angleščini *Cancer in Slovenia 1955* (B. Ravnihar, A. Valentin, T. Božič, J. Doič, D. Pečirer). Podatke za leta 1956-1960, 1961-1965, 1968-1972, 1973-1976, 1978-1981 in 1982-1987 so objavili tudi v vseh šestih zvezkih knjige *Cancer Incidence in Five Continents*, UICC, Ženeva (Vol. 1-1966, eds. Doll R., Payne P., Waterhouse J.; Vol. 2-1970, eds. Doll R., Muir C., Waterhouse J.), in IARC, Lyon (Vol. 3-1976, eds. Waterhouse J., Muir C., Correa C., Powell J.; Vol. 4-1982, eds. Waterhouse J., Muir C., Shanmugaratnam K., Powell J.; Vol. 5-1987, eds. Muir C., Waterhouse J., Mack T., Powell J., Whelan S.; Vol. 6-1992, eds. Parkin M., Muir C., Whelan S., Gao Y., Ferlay J., Powell J.).

V letu 1993 smo prešli na sodobnejšo, s programom *Oracle* podprto računalniško obdelavo podatkov na lastnem računalniku *Unix, SiliconGraphics IRIS4D/310S*. Zbrane podatke tako lažje obdelujemo še podrobneje v skladu s trenutno perečo problematiko v Sloveniji, našim raziskovalnim programom in željami naših uporabnikov. Ti podatki so objavljeni v domačem in tujem strokovnem tisku ter po potrebi tudi v dnevnikih časopisih. Z veseljem ugotavljamo, da uporablja naše podatke vse več zdravnikov specialistov raznih strok, ekologov, novinarjev, študentov in drugih. V letu 1991 je izredno veliko število uporabnikov zanimalo pojavljanje raka na območju posameznih občin. Ker je za tovrstno analizo v enem letu v Sloveniji premalo primerov, smo leta 1992 izdali še posebno publikacijo za desetletno obdobje, *Zemljevidi incidence raka v Sloveniji, 1978-1987*. V letu 1994 pripravljamo še podatke za knjigo *Trendi preživetja rakavih bolnikov v Sloveniji 1963-1990*.

## GRADIVO IN POJASNILA

Podatke dobivamo iz posebnih Prijavnic rakave bolezni iz vseh bolnišnic v Sloveniji. Dopolnjujemo jih še z zdravniškimi poročili o vzroku smrti in s podatki iz obdukcijских zapisnikov, v katerih je navedena diagnoza rak ter s prijavicami iz zdravstvenih domov.

Incidenca pomeni število vseh v enem koledarskem letu nanovo ugotovljenih primerov raka, ki jih Registru prijavljajo bolnišnice (tudi če je bila diagnoza rak ugotovljena šele pri obdukciji) ali zdravstveni domovi (v primeru, če bolnik ni bil napoten v bolnišnico), plus število v istem letu umrlih, pri katerih je bil rak ugotovljen šele ob smrti in so prišli v evidenco Registra samo na podlagi zdravniškega poročila o vzroku smrti. V incidenco ne štejemo novih primarnih rakov parnega organa iste lokalizacije, če je bila histološka vrsta obeh rakov, npr. leve in desne dojke, enaka. Prav tako v incidenco ne štejemo novega pojava raka iste histološke vrste na istem organu, npr. multiple lezije v debelem črevesu. Tabele prikazujejo podatke o prebivalcih in incidenci raka v Sloveniji v letu 1991 po spolu, starosti, lokalizaciji, histološki vrsti in stadiju bolezni ob diagnozi ter o incidenci po zdravstvenih regijah in območjih zdravstvenih domov, kot tudi podatke o številu novih primerov raka, ugotovljenih v tem letu po posameznih bolnišnicah. Zbiranje podatkov smo zaključili 20. septembra 1994. Njihovo zanesljivost osvetljujejo dva kazalca: odstotek primerov raka, registriranih samo iz zdravniških poročil o vzroku smrti (tabela 3), in odstotek mikroskopsko (histološko ali citološko) potrjenih primerov (tabela 7).

Slike 1-3 prikazujejo tiste podatke, ki naše uporabnike največkrat zanimajo: to je deset najpogostejših lokalizacij raka po spolu ter trendi incidence vseh in izbranih rakov po spolu.

Slike 4-8 podrobneje osvetljujejo problematiko pljučnega raka v Sloveniji v letih 1961-90. Pljučni rak je v svetu in v Sloveniji med vsemi raki najpogostejši. Pri nas je pri moških na prvem, pri ženskah pa na devetem mestu. Kot nakazuje obdelava podatkov po rojstnih kohortah (slika 5), se bo incidenca pri moških umirila, pri ženskah pa bo strmo naraščala. Zbolevnost pri ženskah je bila namreč v vsaki mlajši rojstni kohorti večja. Ankete o kadilskih navadah v Sloveniji v letih 1975-94 kažejo, da delež kadilcev pri moških upada, pri ženskah pa narašča (*Radiol Oncol 4, 1994, v tisku*).

Zanesljivost podatkov za leto 1991, 4-6 % primerov registriranih samo s pomočjo zdravniških poročil o vzroku smrti (tabela 3), je bila nekoliko slabša. V letih 1983-90 je znašal delež tako registriranih primerov le 3-5 %, kar smo ocenjevali kot realen delež rakavih bolnikov, ki v Sloveniji zaradi starosti in/ali napredovale bolezni ni bil preiskovan in zdravljen v bolnišnici. Vprašanje, ali je bilo zaradi vojne sredi leta 1991 manjše število bolnikov napotenih v bolnišnico ali pa so nekatere regijske bolnišnice manj popolno prijavljale, ostaja odprto. Med 315 primeri, ki smo jih registrirali samo s pomočjo zdravniških poročil o vzroku smrti, jih namreč 214 nismo pojasnili, ker nam na naše poizvedbe patronažna služba zdravstvenih domov ni odgovorila.

V letu 1991 smo registrirali precej manjše število za rakom zbolelih otrok (tabeli 4 in 5). Po razgovorih z otroškimi onkologi pa je registrirano število realno. Da gre le za naključen padec incidence, nakazujejo tudi do zdaj zbrani podatki za leto 1992. Prav tako gre v letu 1991 za naključno nižje število novih primerov raka dojke. Število novih primerov raka jajčnikov pa se je povečalo za 8 primerov zaradi sprememb v 2. reviziji šifranta ICD-O (*International Classification of Diseases for Oncology*, WHO, 1991), ki šteje med invazijske oblike raka jajčnikov tudi vse mejno maligne tumorje.

Tabela 5 prikazuje incidenco na 100 000 prebivalcev. Število vseh novih primerov raka iz leta 1991 je preračunano na število prebivalcev R Slovenije na dan 30. junija tega leta (tabela 1). To je t.i. groba incidenčna mera. Starostno standardizirane incidenčne mere pa izločajo vpliv razlik v starostni strukturi prebivalstva v posameznih letih obdobja opazovanja, v našem primeru staranja prebivalcev R Slovenije v letih 1950-1991. Na sliki 2 prikazujemo starostno standardizirane podatke po Dayevi metodi izračuna kumulativne incidence od 0. do vključno 74. leta starosti na 100 prebivalcev. Stare metode direktne in indirektno standardizacije so sicer še v rabi, vendar imajo to slabo lastnost, da dajejo pri velikih razlikah med opazovano in standardno populacijo nerealne (navidezno prevelike ali premajhne) vrednosti tako izračunanih incidenčnih mer (*Cancer Incidence in Five Continents*, Vol. 5, 1987: 787-789). Kumulativna incidenčna mera na 100 prebivalcev je petkratna vsota starostno specifičnih incidenc na 100 prebivalcev posameznih petletnih starostnih skupin. Day jo opredeljuje kot direktno, na dejansko populacijo posamezne petletne starostne skupine standardizirano incidenco. Tolmačimo si jo kot tveganje, ki ga ima novorojenček, da do 75. leta starosti zbolijo za rakom. Kumulativna incidenca 8,3/100 za pljučni rak pri moških pomeni npr., da bo 8,3 % novorojenčkov moškega spola do 75. leta starosti verjetno zbolelo za pljučnim rakom. Red velikosti kumulativnih incidenčnih mer na 100 prebivalcev je drugačen kot pri grobih incidenčnih merah na 100 000 prebivalcev. Primerjava oblike krivulj pa nam kaže, da lahko staranju našega prebivalstva pripišemo naraščanje raka predvsem pri ženskah, medtem ko pri moških očitno k temu prispevajo še drugi dejavniki tveganja.

Na različno starostno strukturo območij zdravstvenih domov in regij moramo pomisliti tudi pri uporabi in razlagi podatkov tabele 6. Njen prvoten namen je bil prikazati število novo obolelih za operativne namene načrtovanja zmogljivosti in sredstev zdravstvenega varstva na območjih zdravstvenih domov in regij. Tako v tej tabeli prikazujemo tudi podatke o številu novih primerov intraepitelijske oblike raka materničnega vratu z željo, da bi v Sloveniji vzpodbudili vsaj minimalni program sistematičnega presejanja žensk v starosti 25-59 let. Za druge

namene, predvsem pa za iskanje vzrokov takšnega ali drugačnega pojavljanja raka, pa je treba podatke najprej starostno standardizirati. Kako vpliva različna starostna struktura na incidenčne mere, je razvidno iz že omenjene knjige *Zemljevidi incidence raka v Sloveniji*, ki prikazuje tako grobe kot kumulativne incidenčne mere za vse in najpogostejše rake po občinah.

Lokalizacije raka smo šifrirali po 8. reviziji *Mednarodne klasifikacije bolezni* (MKB-8). Po tej klasifikaciji smo uvrstili med šifre 196-199 tiste primere raka, pri katerih primarne lokalizacije ni bilo mogoče ugotoviti. Takšni primeri z metastazami v bezgavkah so npr. uvrščeni v šifro 196. Osmo revizijo uporabljamo zaradi možne primerjave podatkov v tem poročilu s poročili od vključno 1970. leta dalje.

V tabelah 7 in 8 je navedeno število vseh mikroskopsko, to je histološko ali citološko potrjenih novih primerov raka. V tabeli 8 pa so ločeno navedeni primeri, ki so histološko potrjeni, in tisti, ki so potrjeni samo citološko (ti primeri so navedeni v oklepaju). Vsota vseh pa je enaka številu vseh mikroskopsko potrjenih primerov, navedenem v tabeli 7. Histološke vrste v tabeli 8 so šifrirane po 2. reviziji šifranta ICD-O (WHO, 1991). Združili smo jih v smiselne skupine za namene tega poročila. To pa ne izključuje individualne obdelave po katerikoli šifri navedenega šifranta ICD-O, npr. izpisa redkih histoloških vrst, kot so Burkittovi limfomi. Iz te tabele lahko razberemo tudi primarne lokalizacije ekстранodalnih malignih limfomov in njihovo število. Ekстранodalni maligni limfomi so namreč dosledno uvrščeni med ustrezne šifre primarne lokalizacije raka.

Starostno porazdelitev ekстранodalnih in nodalnih lokalizacij ne-Hodgkinovih malignih limfomov kaže tabela 9. Zaradi majhnega števila prikazujemo le absolutna števila.

Tabela 11 prikazuje stadije ob ugotovitvi bolezni. Opredelitev stadijev solidnih tumorjev ne sledi pravilom *klasifikacije TNM*, ampak dogovorjenim pravilom registrov raka, ki pri opredeljevanju stadija upoštevajo vse preiskovalne metode, vključno operacijo; če bolnik ni bil predhodno zdravljen, pa tudi obdukcijo. Maligni limfomi so opredeljeni po klasifikaciji *Ann-Arbor*. Podobno kot za histološke vrste pa je možen tudi izpis podatkov po *klasifikaciji TNM*, v kolikor so bili podatki ustrezno šifrirani na prijavnica h oziroma že v popisih bolezni.

V tabele so vključeni le podatki o bolnikih, ki imajo stalno bivališče na območju Republike Slovenije, neglede na to, kje so bili zdravljeni.

## ZAHVALA

Zahvaljujemo se vsem zdravnikom, medicinskim sestram in administrativnemu osebju, ki so nam vestno in redno pošiljali podatke o novozbolelih rakavih bolnikih in njihovi nadaljnji usodi. Prav posebej pa se zahvaljujemo sodelavkam Bolnišničnega registra Onkološkega inštituta v Ljubljani: Ani Dotzauer, Boži Kolar, Mariji Kralj in Nadi Jamšek, ki so z vodenjem evidence in s skrbnim izpisovanjem in šifriranjem podatkov iz popisov bolezni prispevale vsaj polovico v tem poročilu obdelanih podatkov.

*Vera Pompe Kim*

Ljubljana, 20. 9. 1994



## INTRODUCTION

The Cancer Registry of Slovenia (Registry) was founded in 1950 at the Institute of Oncology in Ljubljana, on the initiative and under the leadership of Prof. Božena Ravnihar, MD, as a special service for collecting and processing data on cancer incidence and cancer patients' survival. Since then notification of cancer has been compulsory in Slovenia (*Official Gazette of SRS*, No. 10/50, No. 29/50, No. 14/65, No. 1/80, No. 45/82, No. 42/85, and *Official Gazette of RS*, No. 9/92). Detailed definition on this is given in the Regulations on notification and follow-up of cancer patients and other technical aspects of anticancer activities. (*Official Gazette of SRS*, No. 4/66).

Cancer incidence in the world varies greatly. The Republic of Slovenia also shows its specific cancer incidence pattern. The collected data serve as a basis for the assessment of cancer burden, for programming and evaluation of primary prevention, detection, diagnosis, treatments, rehabilitation, for planning facilities and funding needed for cancer control, hospital capacities and equipment, as well as for clinical and epidemiological research in Slovenia and in different multicentric international projects.

The existence of a population-based cancer registry is justified only by regular processing and publication of the collected data. The Registry's Annual Reports represent a permanent feed-back information. Because of many different data sources and data contributors, almost all cancer registries practise at least a two year period delay before publishing.

The first analysis of data for 1950 was published in *Zdravstveni vestnik* in 1951, whereas the first annual reports of the Registry for the period 1951-1955 were issued during the years 1953-1957. The data for the period 1957-1971 appeared in periodicals edited by World Health Organization - *Epidemiological and Vital Statistics Report*, Vol. 14, No. 11, 1961; Vol. 16, No. 12, 1963; Vol. 17, No. 12, 1964; Vol. 19, No. 12, 1966; Vol. 20, No. 12, 1967), as well as in *World Health Statistics Report* (Vol. 23, No. 3, 1970; Vol. 24, No. 2, 1971; Vol. 25, Nos. 4, 5, 1972; Vol. 26, No. 8, 1973; Vol. 27, Nos. 6, 7, 1974). The data from 1965 on have again appeared regularly in special annual reports, first entitled *Cancer in Slovenia* (1965-1977), and afterwards *Cancer Incidence in Slovenia* (1978-1990); the publication appears in Slovene and English. Our constant endeavours are directed into further improvement of these publications, taking into account the requests and comments of the users. In this, the support of our editorial board consisting of experts - oncologists of different specialities (i.e. clinicians, epidemiologists and a pathologist) proves to be very helpful.

Our Registry is one of the oldest services of this type in Europe. Before 1950, population-based cancer registries existed only in Hamburg (Germany), Denmark, Great Britain, Belgium and in the former Soviet Union. Therefore, our data on cancer incidence are interesting for a wide circle of professionals abroad. In 1957, the first comprehensive report in English for the period 1950-1955 entitled *Cancer in Slovenia* was issued (B. Ravnihar, A. Valentin, T. Božič, J. Doič, D. Pečirer). The data for periods 1956-1960, 1961-1965, 1968-1972, 1973-1976, 1978-1981, 1982-1987 were reported in all six volumes of the publication *Cancer Incidence in Five Continents* issued by UICC, Geneva (Vol. 1, 1966, eds. Doll R., Payne P., Waterhouse J.; Vol. 2, 1970, eds. Doll R., Muir C., Waterhouse J.), and IARC, Lyon (Vol. 3, 1976, eds. Waterhouse J., Muir C., Correa C., Powell J.; Vol. 4, 1982, eds. Waterhouse J., Muir C., Shanmugaratnam K., Powell J.; Vol. 5, 1987, eds. Muir C., Waterhouse J., Mack T., Powell J., Whelan S.; Vol. 6, 1992, eds. Parkin M., Muir C., Whelan S., Gao Y., Ferlay J., Powell J.). In 1993 we started to perform computer data analyses with the *Oracle* relational data base support on our own *Unix - Silicon Graphics IRIS4D/310S* server. This facilitates detailed analyses of the collected data, in accordance with the current problems in Slovenia, as well as with respect to our research program and individual needs of our users. These data are published in the national and foreign medical literature and in the daily print, when necessary. We are pleased to note that the demand by doctors of different specialities, ecologists, journalists, students, and other professionals is constantly increasing. In 1991, we received many requests for the data on cancer incidence in different communes. Since the annual number of cases collected in Slovenia is insufficient for such an analysis, a special publication, covering a ten-year period, *Atlas of Cancer Incidence in Slovenia, 1978-1987*, was published in 1992. In 1994, data for a book *Trends of Cancer Patient Survival in Slovenia in the Years 1963-1990* are being prepared.

## MATERIAL AND COMMENTS

The main sources of data are notifications gathered from all hospitals in Slovenia. This information is completed by death certificates and autopsy protocols stating cancer diagnosis, and by notifications from regional health centres.

Incidence represents the number of newly diagnosed cancer cases reported to the Registry in a given calendar year by regional hospitals (also if the diagnosis of cancer was established on autopsy only) or regional health centres (in the cases when the patient has not been referred to hospital), as well as of cases brought to the attention of the Registry only on the basis of death certificates. New primary cancers of the same histology in paired organs were not comprised in the incidence figures, neither were any new cancers of the same histology appearing in the same organ, e.g. multiple lesions of the colon. In tables, data on population and on cancer incidence in Slovenia in 1991 by sex, age, site, histologic type, stage at diagnosis, health regions and health centre districts, and by reporting hospitals are presented. Data were collected til Sept. 20, 1994. Their reliability is indicated by two parameters, i.e. the percentage of cancer cases registered from death certificates alone (Table 3), and the percentage of microscopically (histologically or cytologically) confirmed cases (Table 7).

Figures 1-3 present the data our readers are most frequently interested in: the ten most frequent cancer sites by sex, and the incidence trends for all and selected sites by sex.

Figures 4-8 present in detail the problem of lung cancer in Slovenia in the years 1961-90. Lung cancer is the most common cancer in the world as well as in Slovenia. In men it takes the first place and in women the ninth place. According to the birth-cohort analysis (Figure 5) in men the incidence is stabilising. In women it is increasing steeply because the incidence was higher in each subsequent younger birth cohort. Interviews on smoking habits on a random sample of Slovenian people in 1975-1994 indicated a decreasing percentage of smokers in men and an increasing one in women (*Radiol Oncol* 4, 1994, in press).

The reliability of data for 1991, 4-6% of cases registered only from death certificates (Table 3), was slightly worse than in the years 1983-90. In that period the rate of such registered cases was only 3-5% which seemed a realistic percentage of elderly cancer patients not examined and treated in a hospital. It is not clear whether because of the war in 1991, a lower number of elderly people were sent to hospital or whether the reporting of some regional hospitals was less complete. Out of 315 cases registered from death certificates alone, 214 were not further explained because of unanswered inquiries from health centres' home care services.

In 1991 a lower number of children was registered (Tables 4 and 5). Paediatric oncologists believe that the registered number is real and due to chance, which can be confirmed also by the preliminary data for the year 1992. In 1991, a lower number of breast cancer cases was also registered by chance. The number of ovarian cancer was greater for 8 cases due to the introduction of the 2nd revision of ICD-O (*International Classification of Diseases for Oncology*, WHO, 1991) according to which borderline ovarian tumours were coded as invasive cancers.

Incidence per 100 000 population is presented in Table 5. It has been calculated from the number of inhabitants of Slovenia on June 30, 1991 (Table 1). This is the crude incidence rate. In age standardized incidence rates (Figure 2), the influence of the differences in population age structure in the period of observation has been excluded (the aging of the Slovene population in the period 1950-1991). They were calculated according to the Day's method for cumulative incidence calculation from 0 to 74 years of age per 100 population (*Cancer Incidence in Five Continents*, Vol. 5, 1987: 787-789). Cumulative incidence represents five times the sum of the age-specific incidence rates in 5-year age groups. Day interprets it as a directly standardized incidence rate with the same population size in each age group or as an approximation to the cumulated risk. It represents a newborn's risk of developing cancer by his 75th year of age. Thus, the cumulative incidence of 8.3 / 100 for lung cancer in males means that 8.3 % of male newborns are expected to develop lung cancer till their 75th year of age. The cumulative incidence figures differ from those of crude incidence per 100 000 population. The comparison of crude and age-standardized incidence curves indicates that the increasing crude cancer incidence rate in females can be attributed to the aging of population, whereas in males obviously additional risk factors should be considered as well.

When using and interpreting the data in Table 6, different age structure in regional health centre districts and administrative health-regions should be taken into account. The table has been originally designed to present the number of newly diagnosed cancers, as needed for planning of facilities and funding of health care in the regions and health centre districts. Therefore, in this table the data on all new in situ cervical cancer cases by health centres are presented, in order to stimulate at least a minimal programme for systematic screening in the age group 25-59. When used for other purposes, particularly for the search of possible risk factors of different cancers, the data require previous age standardization. The influence of different age structures on the incidence rates is evident also from maps drawn in the mentioned *Atlas of Cancer Incidence in Slovenia, 1978-1987*, presenting crude as well as cumulative incidence rates for all and most frequent cancers by communes.

Primary cancer sites were coded according to the 8th revised edition of *International Classification of Diseases (ICD-8)*. Thus, the cancer cases with unknown primary site were coded 196-199; e.g. such cases with lymph node metastases were classified under code 196. The 8th revision has been used in order to enable a comparison of data in the present report with those reported from the year 1970 on.

The number of all microscopically, i.e. histologically and/or cytologically confirmed new cancer cases is presented in Table 7. In Table 8 histologically and cytologically verified cases are presented separately. The cytologically verified cases are given in brackets. The sum of histologically and cytologically verified cases in Table 8 equals the number of microscopically verified cases in Table 7.

Histologic types in Table 8 are coded according to the 2nd revision of ICD-O (WHO, 1991). For the purpose of this report, some rare cancers have been grouped together. This, however, does not exclude individual processing by any ICD-O code, e.g. outprint of rare histologic types such as Burkitt lymphomas. The table also provides information on primary sites of extranodal malignant lymphomas and their number, as the extranodal are strictly categorized among primary sites by corresponding codes.

In Table 9, age distribution of extranodal and nodal sites of non-Hodgkin malignant lymphomas is presented. Owing to a small number of extranodal sites only the absolute numbers are given.

Table 11 shows stages of the disease at diagnosis. Solid tumor stage is not classified according to TNM classification system, but by cancer registries regulations according to which all investigation methods incl. surgery are considered in stage determination. In the case that the patient was not treated previously, autopsy report is considered as well. Malignant lymphomas are classified according to Ann-Arbor system. As for the histologic type, outprint of data by TNM classification is possible as well, provided that the data were correctly coded in patient records as well as on notification forms.

The data presented in tables refer only to patients, residents in Slovenia, irrespective of their place of treatment.

#### ACKNOWLEDGMENT

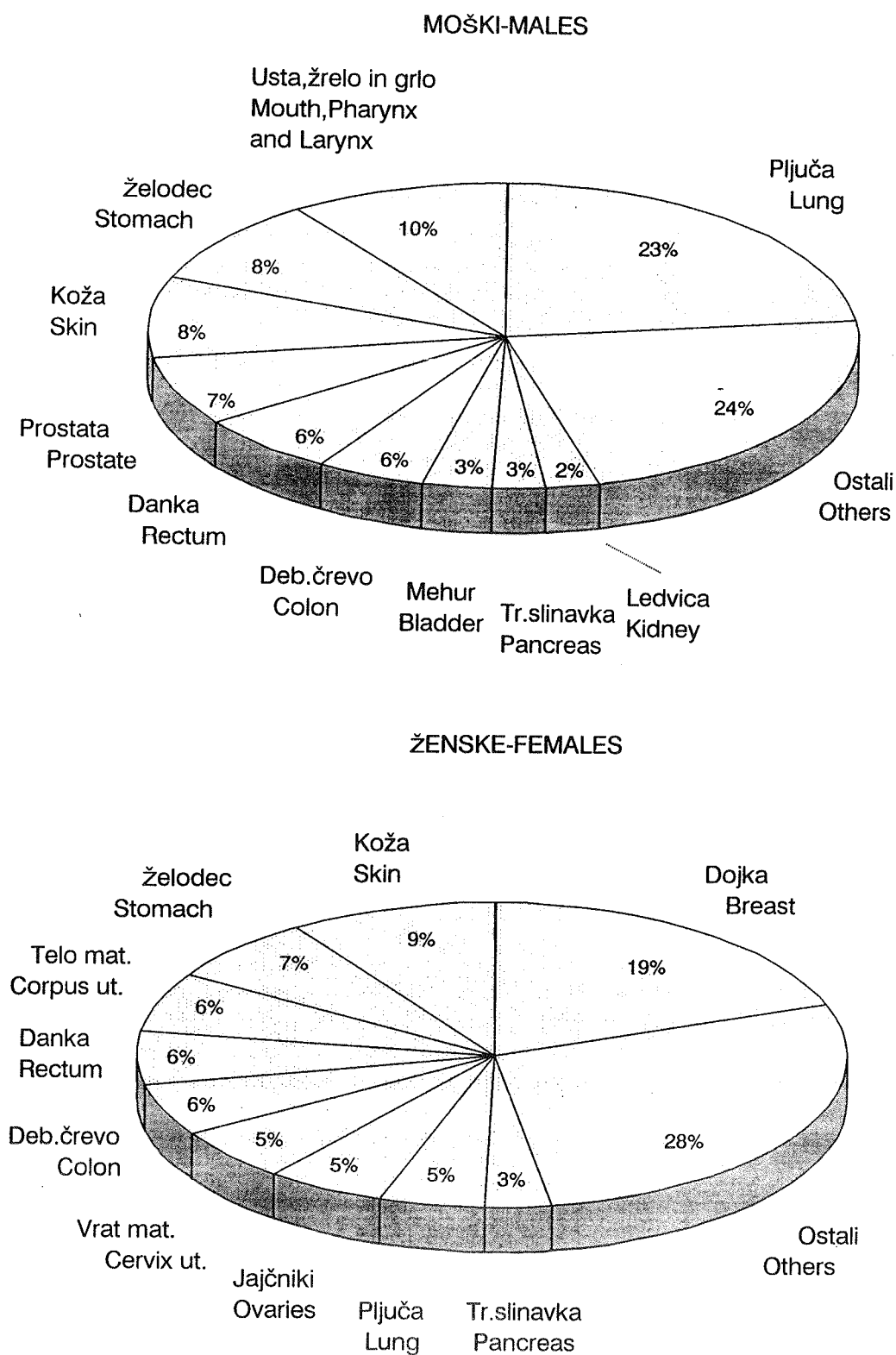
We thank to the physicians, nurses and administrative staff who have provided the data on new cancer patients and their further history. We owe special thanks to the coworkers of the Hospital Registry of the Institute of Oncology, Mrs. Ana Dotzauer, Boža Kolar, Marija Kralj, and Nada Jamšek, whose accurate evidence keeping, registration and coding of data from patients records have contributed more than a half of the information presented in this report.

*Vera Pompe Kirn*

Ljubljana, September 20, 1994

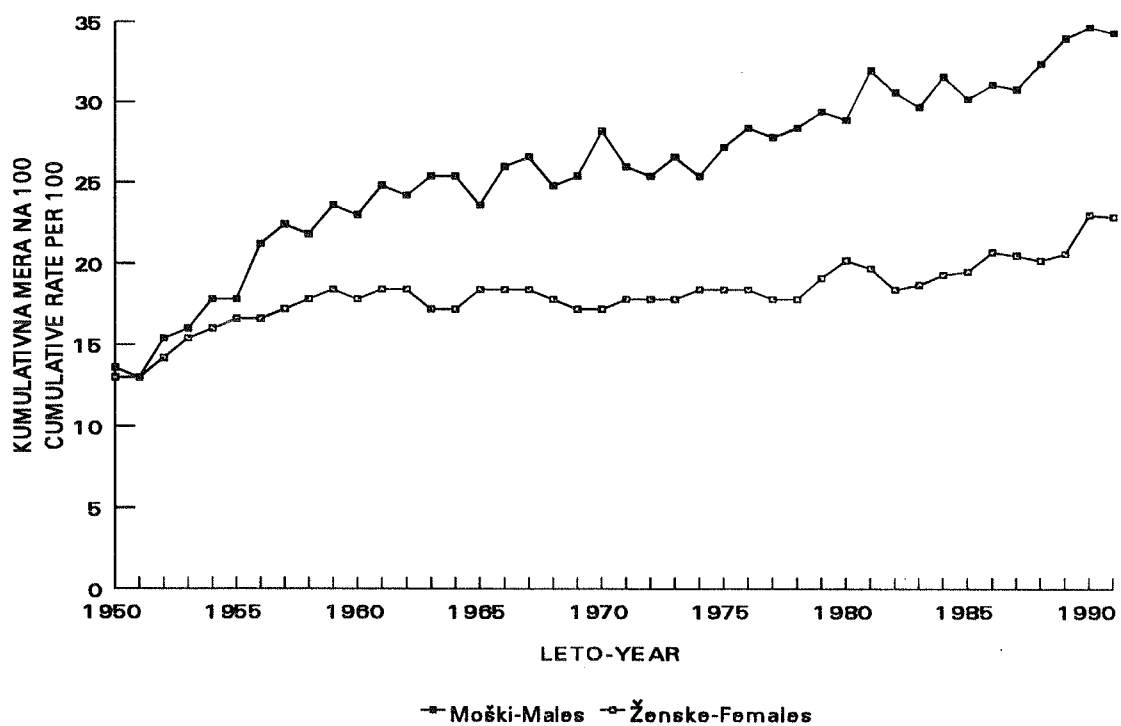
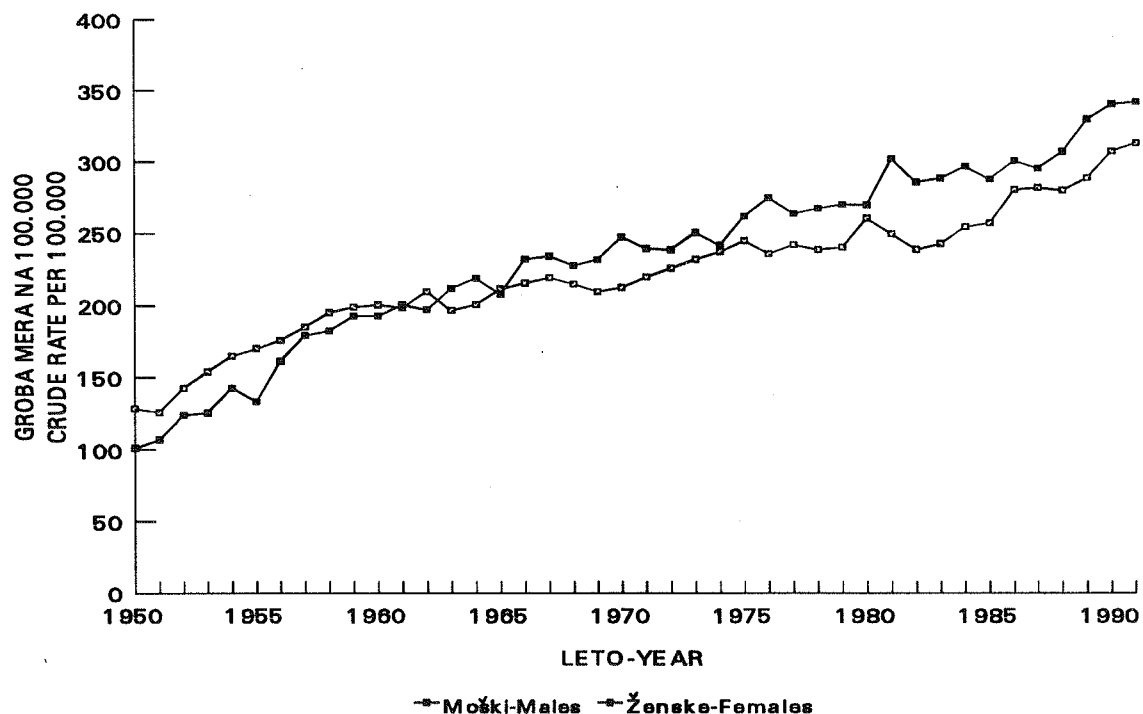
**Slika 1. Delež desetih najpogostejših lokalizacij raka po spolu - Slovenija 1991**

**Figure 1. Percentages for the ten leading cancer sites by sex - Slovenia 1991**



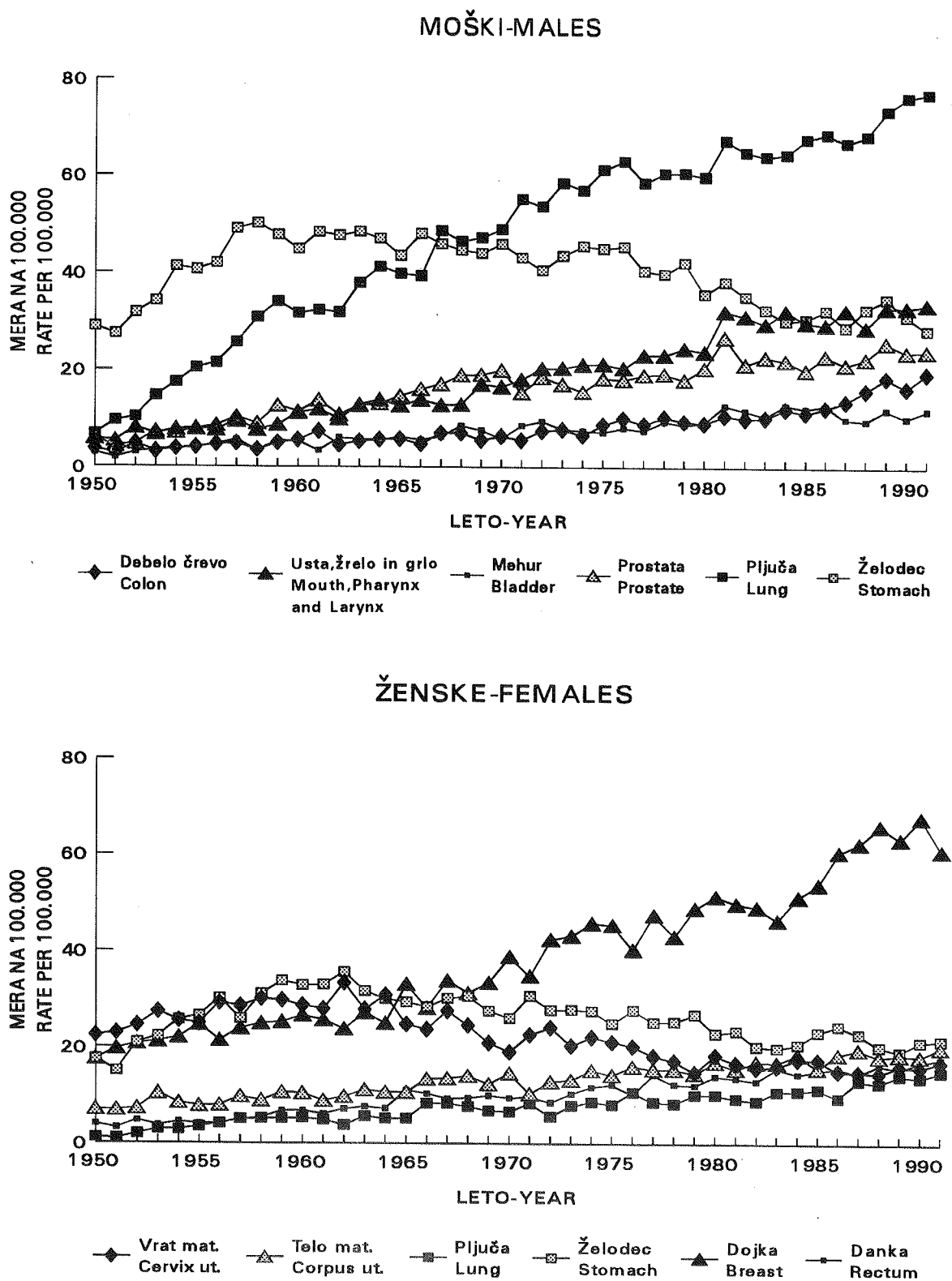
Slika 2. Grobe in kumulativne letne incidenčne mere raka vseh lokalizacij po spolu - Slovenija 1950-1991

Figure 2. Crude and cumulative annual cancer incidence rates; all sites by sex - Slovenia 1950-1991



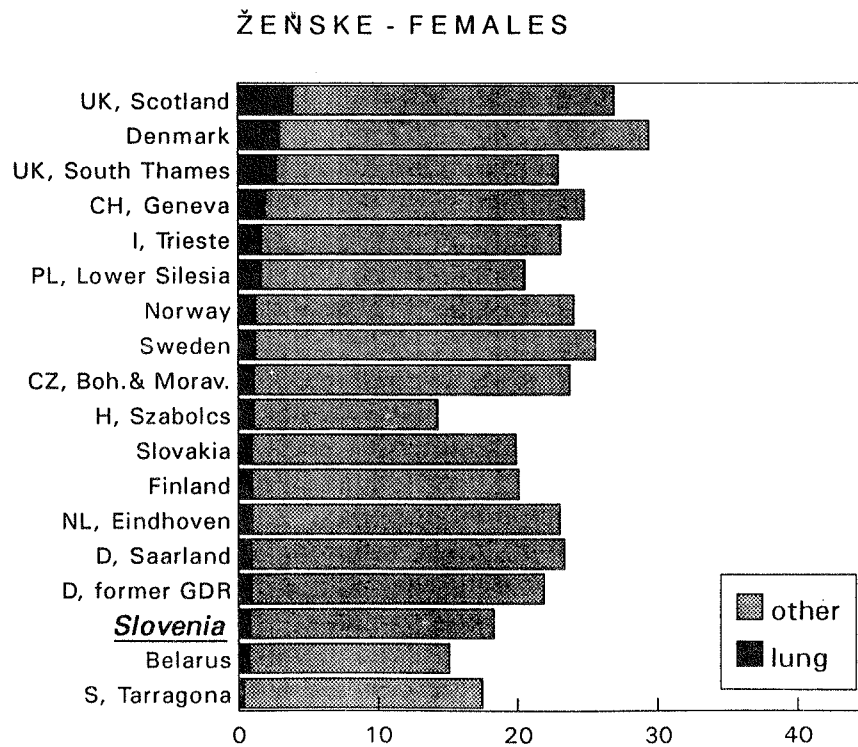
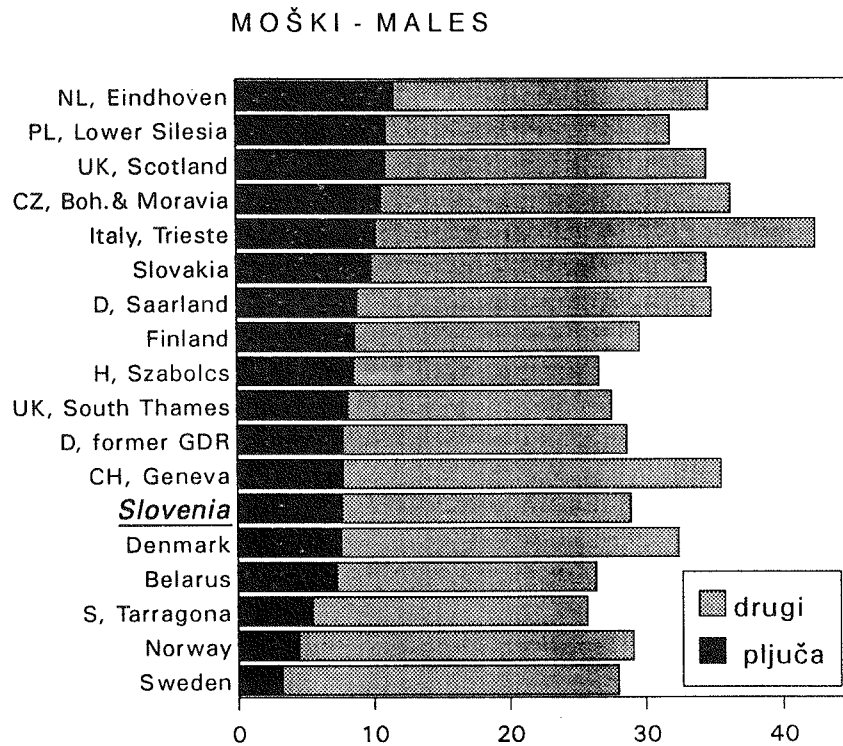
Slika 3. Grobe letne incidenčne mere izbranih rakov po spolu - Slovenija 1950-1991

Figure 3. Crude annual cancer incidence rates by selected primary sites and sex - Slovenia 1950-1991



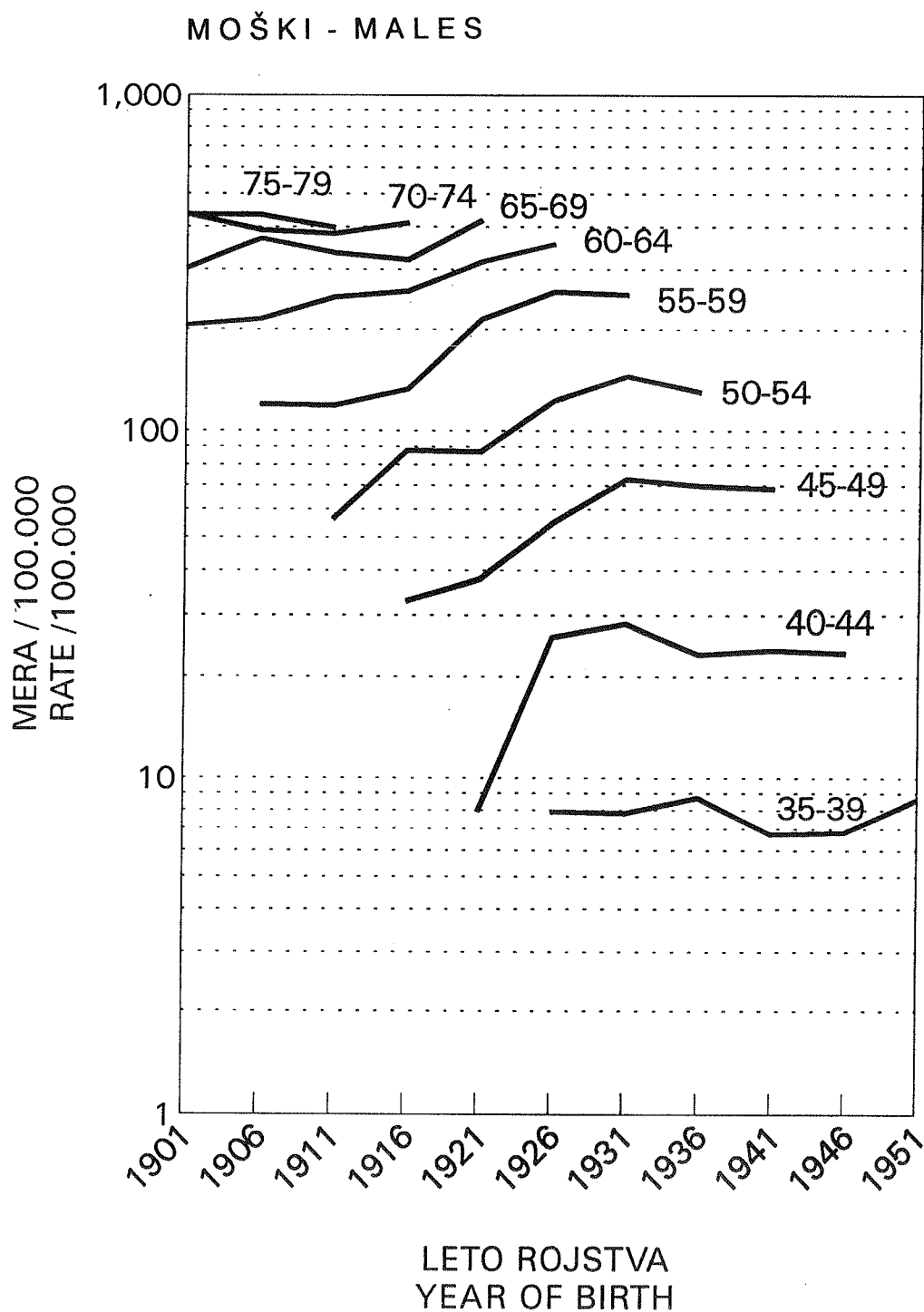
**Slika 4. Kumulativne incidenčne mere pljučnega raka po spolu, izbrane regije in države Evrope, 1983-87**

**Figure 4. Cumulative lung cancer incidence rates by sex, selected regions and states in Europe, 1983-87**



Slika 5a. Starostno specifične incidenčne mere pljučnega raka po rojstnih kohortah, moški, Slovenija 1961-90

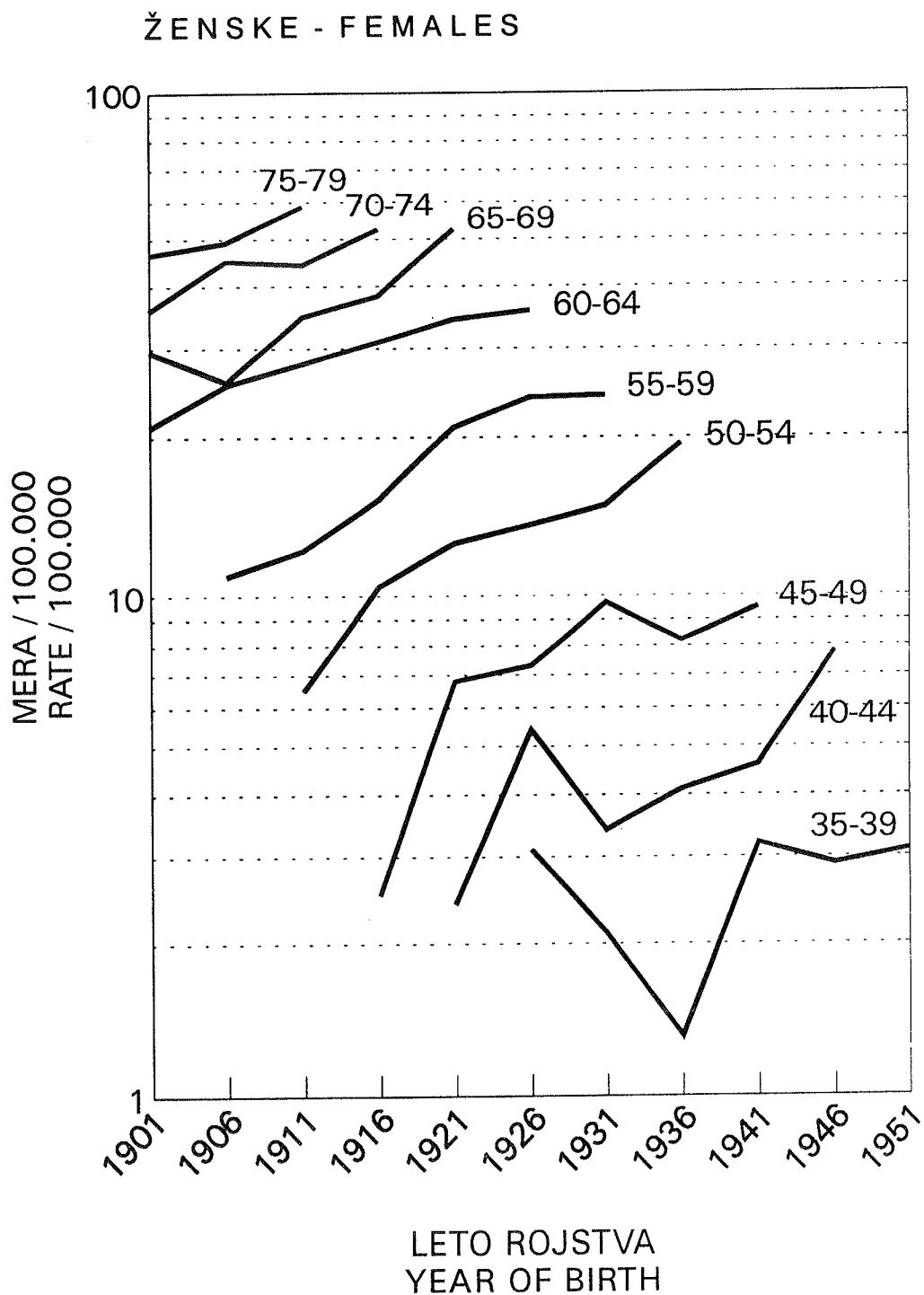
Figure 5a. Age-specific lung cancer incidence rates by birth cohorts, males, Slovenia 1961-90





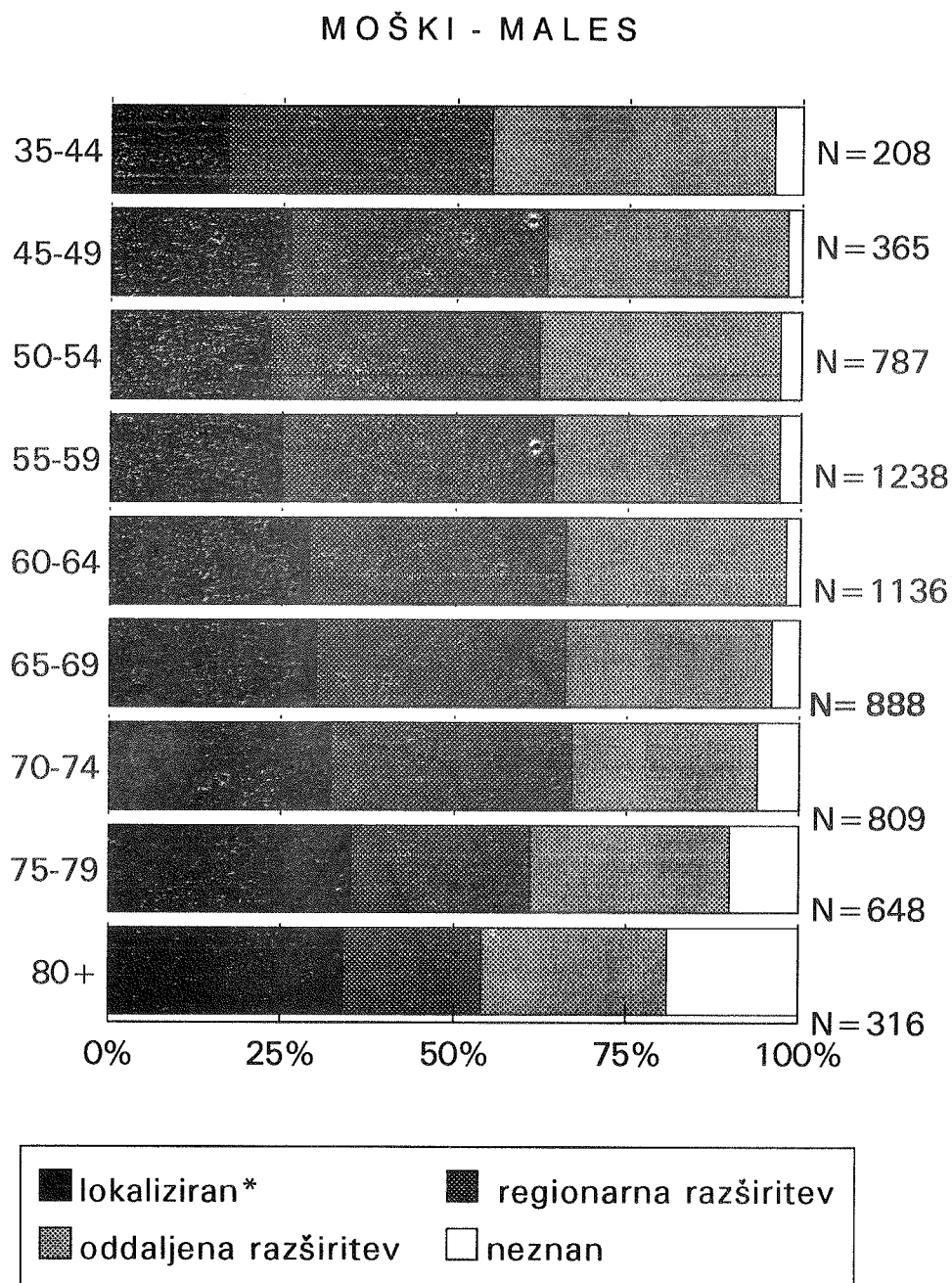
Slika 5b. Starostno specifične incidenčne mere pljučnega raka po rojstnih kohortah, ženske, Slovenija 1961-90

Figure 5b. Age-specific lung cancer incidence rates by birth cohorts, females, Slovenia 1961-90



**Slika 6a. Porazdelitev stadijev pljučnega raka po pri moških po starosti, Slovenija 1981-90**


**Figure 6a. Stage distribution of lung cancer in males by age, Slovenia 1981-90**



\* omejen na eno pljučno krilo, brez metastaz v bezgavkah in/ali drugod

Slika 6b. Porazdelitev stadijev pljučnega raka po pri ženskah po starosti, Slovenija 1981-90

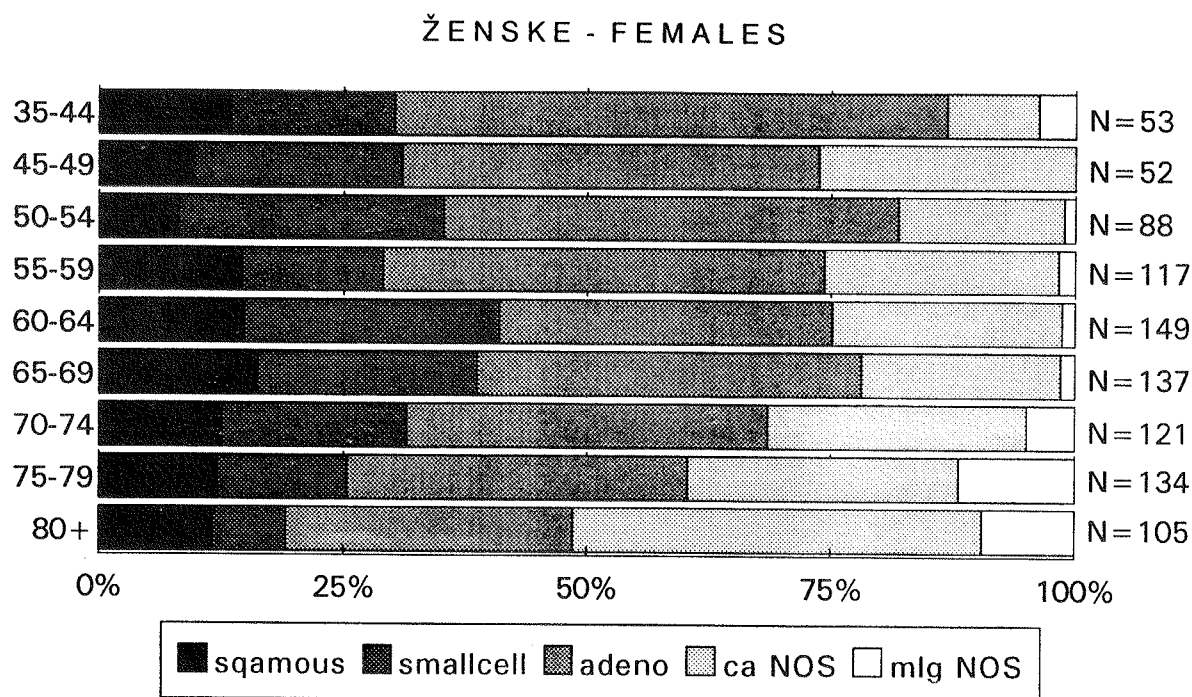
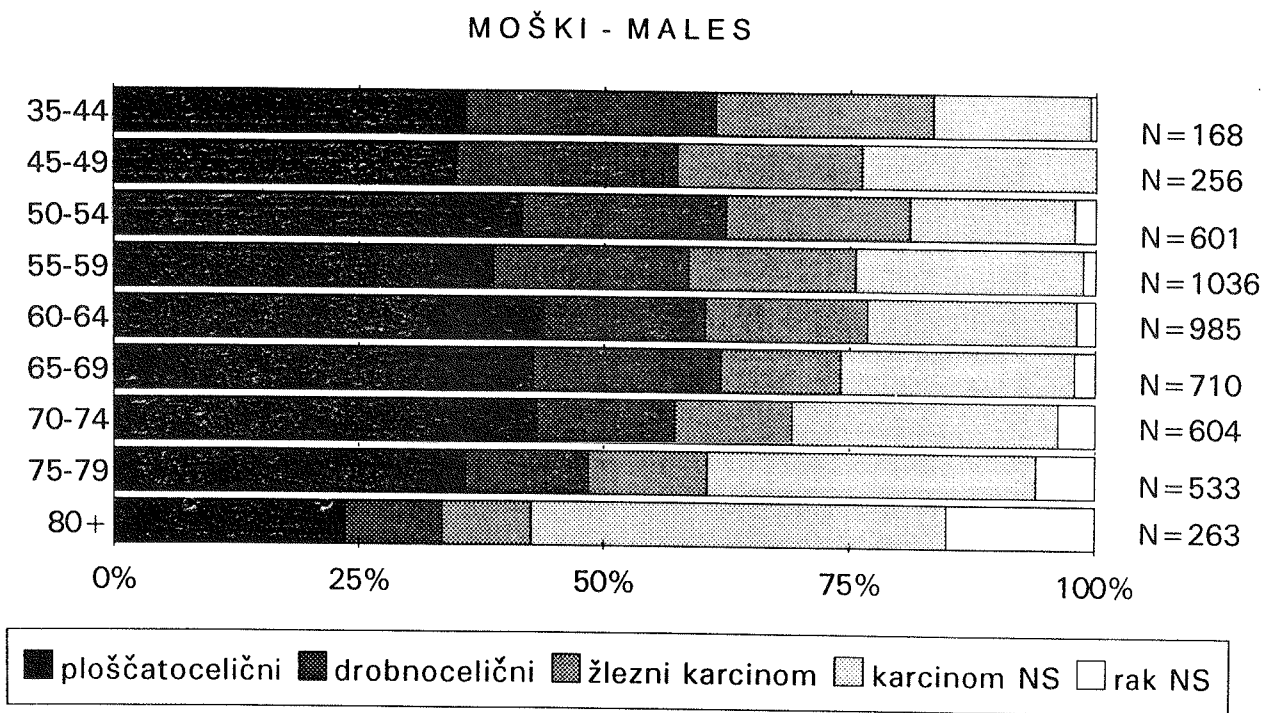
Figure 6b. Stage distribution of lung cancer in females by age, Slovenia 1981-90



\* confined to only one site of the lung, with no nodes or distant metastases

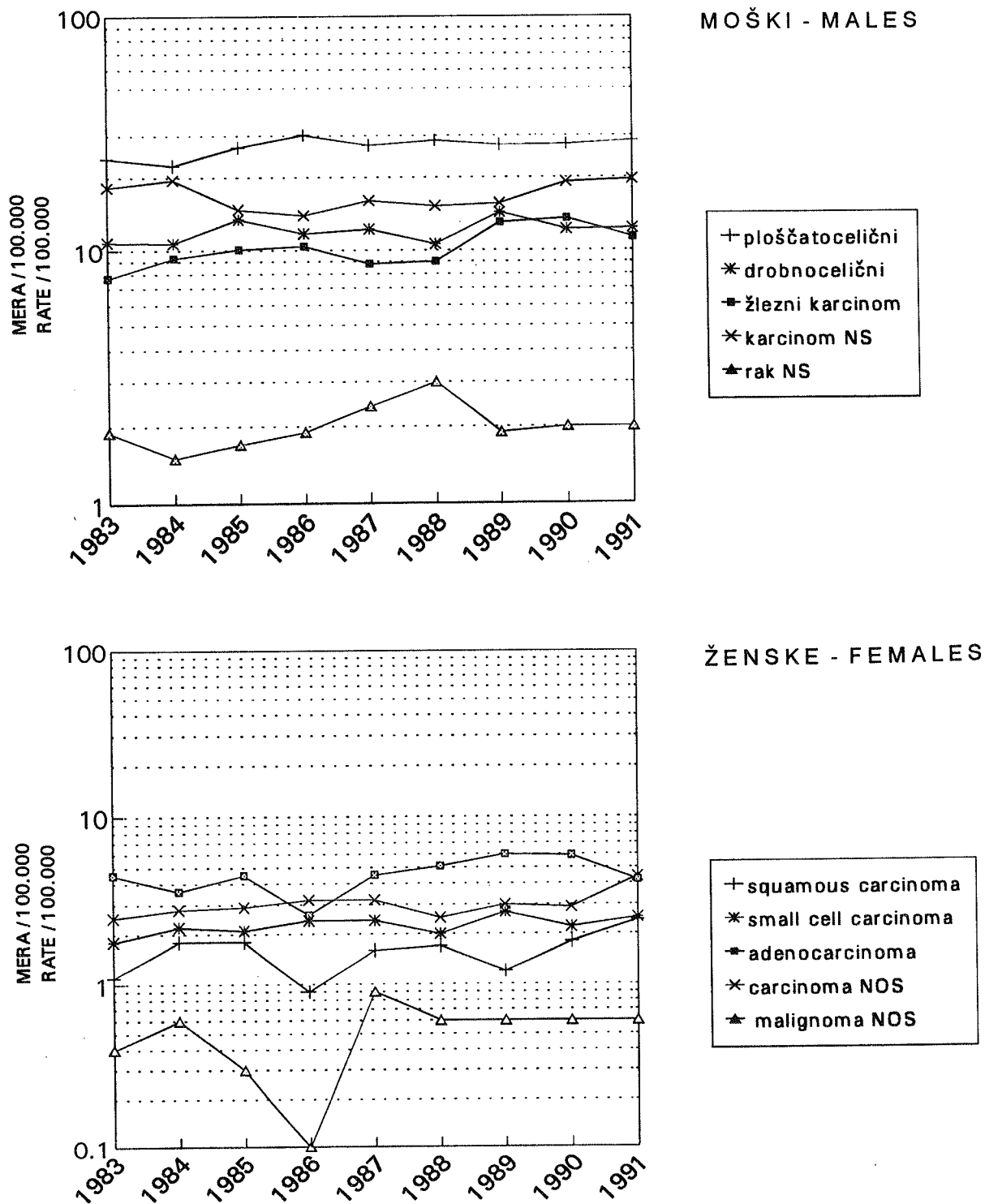
Slika 7. Histološke vrste pljučnega raka po starosti in spolu, Slovenija 1983-90

Figure 7. Histologic types of lung cancer by age and sex, Slovenia 1983-90



Slika 8. Grobe letne incidenčne mere pljučnega raka po histološki vrsti in spolu, Slovenija 1983-91

Figure 8. Crude annual lung cancer incidence rates by histologic type and sex, Slovenia 1983-91



**Tabela 1. Prebivalstvo Slovenije po starosti in spolu na dan 30. 6. 1991\***

**Table 1. Population of Slovenia by age and sex on June 30th, 1991\***

<i>Starost</i> <i>Age</i>	<i>Skupaj</i> <i>Total</i>	<i>Moški</i> <i>Males</i>	<i>Ženske</i> <i>Females</i>
0 - 4	120 188	61 604	58 584
5 - 9	135 074	69 150	65 924
10 - 14	151 313	77 906	73 407
15 - 19	147 664	75 541	72 123
20 - 24	145 430	72 726	72 704
25 - 29	157 079	78 530	78 549
30 - 34	158 004	79 715	78 289
35 - 39	166 332	85 674	80 658
40 - 44	149 868	77 119	72 749
45 - 49	116 166	58 746	57 420
50 - 54	117 401	58 730	58 671
55 - 59	113 407	53 921	59 486
60 - 64	104 915	46 372	58 543
65 - 69	82 824	30 352	52 472
70 - 74	45 380	16 200	29 180
75 - 79	44 160	15 324	28 836
80 in več 80 and over	46 563	13 788	32 775
<b>Vse starosti</b> <b>Total</b>	<b>2 001 768</b>	<b>971 398</b>	<b>1 030 370</b>

\* Vir: *Statistične informacije*, št. 259/1991, Zavod R Slovenije za statistiko, Ljubljana, 28. oktober 1991  
Source: *Statistične informacije*, No. 259/1991, Zavod R Slovenije za statistiko, Ljubljana, October 28, 1991

Tabela 2. Prebivalstvo Slovenije po zdravstvenih regijah in območjih zdravstvenih domov po spolu na dan 30. junija 1991\*

Table 2. Population of Slovenia by health regions and subregions by sex on June 30th, 1991\*

<i>Zdravstvena regija</i> <i>Zdravstveni dom</i>	<i>Skupaj</i>	<i>Moški</i>	<i>Ženske</i>
<i>Health region</i> <i>Subregion</i>	<i>Total</i>	<i>Males</i>	<i>Females</i>
<b>SR Slovenija</b>	<b>2 001 768</b>	<b>971 398</b>	<b>1 030 370</b>
Celje	242 855	117 944	124 911
ZD Celje	242 855	117 944	124 911
Gorica	103 600	50 606	52 994
ZD Nova Gorica	103 600	50 606	52 994
Koper	137 677	67 583	70 094
ZD Koper	78 240	38 288	39 952
ZD Postojna	59 437	29 295	30 142
Kranj	194 690	94 181	100 509
ZD Jesenice	67 171	32 584	34 587
ZD Kranj	124 519	61 597	65 922
Ljubljana	595 850	285 985	309 865
ZD Domžale	92 969	45 202	47 767
ZD Kočevje	31 865	15 743	16 122
ZD Ljubljana	361 482	171 659	189 823
ZD Trbovlje	47 565	23 077	24 488
ZD Vrhnika	61 969	30 304	31 665
Maribor	328 583	159 539	169 044
ZD Maribor	241 136	116 971	124 165
ZD Ptuj	87 447	42 568	44 879
Murska Sobota	131 045	63 818	67 227
ZD Murska Sobota	131 045	63 818	67 227
Novo mesto	132 969	65 128	67 841
ZD Novo mesto	132 969	65 128	67 841
Ravne	134 499	66 614	67 885
ZD Ravne	74 584	37 095	37 489
ZD Velenje	59 915	29 519	30 396

\* Vir: *Statistične informacije*, št. 259/1991, Zavod R Slovenije za statistiko, Ljubljana, 28. oktober 1991  
 Source: *Statistične informacije*, No. 259/1991, Zavod R Slovenije za statistiko, Ljubljana, October 28, 1991

**Tabela 3. Število novih primerov raka ter število in odstotek primerov, registriranih samo iz zdravniških poročil o vzroku smrti, po lokalizaciji in spolu - Slovenija 1991**

**Table 3. Total number of new cancer cases and number and percentage of cases registered from death certificates only, by site and sex - Slovenia 1991**

Šifra MKB*	Primarna lokalizacija	Spol	Število novih primerov	Registrirani samo iz zdravniških poročil o vzroku smrti Število	Odstotek**
ICD* No.	Primary site	Sex	Number of new cases	Registered from death certificates only Number	Per cent**
<b>140</b>	<b>Vse lokalizacije</b>	<b>Skupaj</b>	<b>6 551</b>	<b>315</b>	<b>5</b>
-	All sites	Total			
<b>209</b>		<b>Moški</b>	<b>3 324</b>	<b>137</b>	<b>4</b>
		Male			
		<b>Ženske</b>	<b>3 227</b>	<b>178</b>	<b>6</b>
		Female			
140	Ustnica	M	21	-	-
	Lip	Ž	4	-	-
141	Jezik	M	43	1	2
	Tongue	Ž	7	3	
142	Slinavke	M	3	-	-
	Salivary glands	Ž	3	-	-
143	Dlesni	M	4	-	-
	Gum	Ž	-	-	-
144	Ustno dno	M	34	1	3
	Floor of mouth	Ž	-	-	-
145	Usta, drugo	M	20	-	-
	Mouth, other parts	Ž	9	-	-
146	Orofarinks	M	84	-	-
	Oropharynx	Ž	11	1	
147	Epifarinks	M	10	-	-
	Epipharynx	Ž	1	-	-
148	Hipofarinks	M	32	-	-
	Hypopharynx	Ž	2	-	-
149	Žrelo, neoznačeno	M	1	-	-
	Pharynx, not specified	Ž	1	-	-
150	Požiralnik	M	78	5	6
	Esophagus	Ž	18	3	17
151	Želodec	M	277	15	5
	Stomach	Ž	223	26	12
152	Tanko črevo	M	1	-	-
	Small intestine	Ž	10	1	

cont. ↓



Tabela 3. Nadaljevanje - continued

<i>Šifra MKB*</i>	<i>Primarna lokalizacija</i>	<i>Spol</i>	<i>Število novih primerov</i>	<i>Registrirani samo iz zdravniških poročil o vzroku smrti</i>	
<i>ICD* No.</i>	<i>Primary site</i>	<i>Sex</i>	<i>Number of new cases</i>	<i>Število</i>	<i>Odstotek**</i>
				<i>Registered from death certificates only</i>	<i>Number</i>
					<i>Per cent**</i>
153	Debelo črevo	M	189	5	3
	Colon	Ž	179	14	8
154	Rektum	M	203	4	2
	Rectum, anus	Ž	183	16	9
155	Jetra	M	30	-	-
	Liver	Ž	11	-	-
156	Žolčnik, žolčni vodi	M	30	2	7
	Gall bladder, bile ducts	Ž	73	2	3
157	Trebušna slinavka	M	95	8	8
	Pancreas	Ž	98	9	9
158	Retro-, peritonej	M	7	-	-
	Retro-, peritoneum	Ž	6	-	-
159	Prebavila, drugo	M	2	-	-
	Digestive organs, other	Ž	5	5	-
160	Nos, obnosne votline, drugo	M	13	-	-
	Nose, sinuses, etc.	Ž	8	-	-
161	Grlo	M	109	4	4
	Larynx	Ž	9	-	-
162	Sapnik, sapnica, pljuča	M	750	31	4
	Trachea, bronchus, lung	Ž	156	10	6
163	Plevra, mediastin., drugo	M	13	-	-
	Pleura, mediastinum, etc.	Ž	2	-	-
170	Kosti	M	8	2	-
	Bone	Ž	10	-	-
171	Mehka tkiva	M	19	-	-
	Soft tissues	Ž	15	1	7
172	Koža, maligni melanom	M	53	4	8
	Skin, malignant melanoma	Ž	92	1	1
173	Koža, drugi malignomi	M	266	-	-
	Skin, other malignancies	Ž	303	-	-
174	Dojka	M	6	-	-
	Breast	Ž	627	18	3
180	Maternica, vrat	Ž	176	-	-
	Uterus, cervix				
181	Horioepiteliom	Ž	1	-	-
	Chorioepithelioma				

cont. ↓

Tabela 3. Nadaljevanje - continued

<i>Šifra MKB*</i>	<i>Primarna lokalizacija</i>	<i>Spol</i>	<i>Število novih primerov</i>	<i>Registrirani samo iz zdravniških poročil o vzroku smrti</i>	
<i>ICD* No.</i>	<i>Primary site</i>	<i>Sex</i>	<i>Number of new cases</i>	<i>Število</i>	<i>Odstotek**</i>
				<i>Registered from death certificates only</i>	<i>Number</i>
					<i>Per cent**</i>
182	Maternica, telo, drugo Uterus, corpus, etc.	Ž	207	14	7
183	Jajčnik, jajcevod, drugo Ovary, Fallopian tube, etc.	Ž	174	6	3
184	Nožnica, vulva, drugo Vagina, vulva, etc.	Ž	45	-	-
185	Prostata Prostate	M	234	15	6
186	Modo Testis	M	52	-	-
187	Penis, obmodek, drugo Penis, epididymis, etc.	M	9	-	-
188	Mehur Bladder	M Ž	116 44	6 3	5 7
189	Ledvica, sečevod, drugo Kidney, ureter, etc.	M Ž	82 66	4 4	5 6
190	Oko Eye	M Ž	7 3	- -	- -
191	Možgani Brain	M Ž	52 47	1 2	2 4
192	Živčevje, drugo Nervous system, other	M Ž	5 4	- -	- -
193	Ščitnica Thyroid	M Ž	19 45	- 1	- 2
194	Endokrine žleze, druge Endocrine glands, other	M Ž	1 3	- -	- -
195	Slabo opredeljena lokaliz. Ill-defined site	M Ž	11 26	3 5	- 19
196	Metastaze v bezgavkah Lymph node metastases	M Ž	24 9	- -	- -
197	Met. v dihalih, prebavilih Respiratory, digestive tract met.	M Ž	60 62	2 8	3 13
198	Metastaze, druge Metastases, other	M Ž	27 12	1 -	4 -
199	Malignomi, neopredeljeni Malignancies, unspecified	M Ž	55 52	21 18	38 35

cont. ↓

Tabela 3. Nadaljevanje - continued

<i>Šifra MKB*</i>	<i>Primarna lokalizacija</i>	<i>Spol</i>	<i>Število novih primerov</i>	<i>Registrirani samo iz zdravniških poročil o vzroku smrti</i>	
<i>ICD* No.</i>	<i>Primary site</i>	<i>Sex</i>	<i>Number of new cases</i>	<i>Število</i>	<i>Odstotek**</i>
				<i>Registered from death certificates only</i>	<i>Number</i>
					<i>Per cent**</i>
200	Ne-Hodgkinovi limfomi	M	38	-	-
202	Non-Hodgkin's lymphomas	Ž	37	1	3
201	Hodgkinov limfom	M	24	-	-
	Hodgkin's disease	Ž	20	-	-
203	Plazmacitom	M	27	-	-
	Plasmacytoma	Ž	44	2	5
204.0	Levkemija, limfat., akutna	M	6	-	-
	Leukaemia, lymphatic acute	Ž	7	-	-
204.1	Levkemija, limfat., kronična	M	28	-	-
	Leukaemia, lymphatic chronic	Ž	37	2	5
205	Levkemija, mieloična	M	31	1	3
	Leukaemia, myeloidic	Ž	29	-	-
206	Levkemija, monocitna	M	1	-	-
	Leukaemia, monocytic	Ž	-	-	-
207	Levkemije, druge	M	6	1	-
	Leukaemias, other	Ž	2	2	-
208	Policitemija, prava	M	5	-	-
	Polycythemia vera	Ž	7	-	-
209	Mielofibroza	M	3	-	-
	Myelofibrosis	Ž	2	-	-
<b>Zgoraj neupoštevani</b>					
<b>Not included above</b>					
-	Dojka, in situ	Ž	22	-	-
	Breast, in situ				
2340	Maternica, vrat, in situ	Ž	203	-	-
	Uterus, cervix, in situ				
2250	Možgani, benigni tumor	M	10	-	-
	Brain, benign tumor	Ž	15	-	-
2381	Možgani, neopredeljeno	M	6	1	-
	Brain, unspecified	Ž	4	-	-

\* Mednarodna klasifikacija bolezni, osma revizija, 1965  
International Classification of Diseases, Eighth Revision, 1965

\*\* Odstotki niso računani pri številih pod 15  
Percentages are not calculated for less than 15 cases

**Tabela 4. Število novih primerov raka po lokalizaciji, spolu in starosti - Slovenija 1991**

**Table 4. Number of new cancer cases by site, sex, and age - Slovenia 1991**

Šifra MKB ICD No.	Lokalizacija Site	Spol Sex	Vse starosti All ages	Starost Age																	
				0-	5-	10-	15-	20-	25-	30-	35-	40-	45-	50-	55-	60-	65-	70-	75-	80+	?
140 209	Vse lokalizacije All sites	Skupaj Total	6 551	20	3	11	25	38	59	75	172	261	351	526	743	1004	1029	652	741	841	-
		Moški Male	3 324	10	1	9	15	21	24	30	67	107	162	284	450	582	536	309	363	354	-
		Ženske Female	3 227	10	2	2	10	17	35	45	105	154	189	242	293	422	493	343	378	487	-
140	Ustnica Lip	M Ž	21 4	-	-	-	-	-	-	-	-	1	1	1	3	3	4	1	3	4	-
141	Jezik Tongue	M Ž	43 7	-	-	-	-	-	-	1	1	4	5	8	9	4	6	1	4	-	
142	Slinavke Salivary glands	M Ž	3 3	-	-	-	1	-	-	-	-	1	-	-	1	1	-	-	-	-	
143	Dlesni Gum	M Ž	4 -	-	-	-	-	-	-	-	-	-	-	-	2	-	2	-	-	-	
144	Ustno dno Floor of mouth	M Ž	34 -	-	-	-	-	-	-	2	3	3	7	11	4	3	-	-	1	-	
145	Usta, drugo Mouth, other parts	M Ž	20 9	-	-	-	-	1	-	-	2	3	4	4	3	2	-	1	-	-	
146	Orofarinks Oropharynx	M Ž	84 11	-	-	-	-	-	-	4	7	13	14	17	21	6	1	1	-	-	
147	Epifarinke Epipharynx	M Ž	10 1	-	-	1	-	1	-	-	-	1	-	2	2	-	-	1	1	-	
148	Hipofarinks Hypopharynx	M Ž	32 2	-	-	-	-	-	1	3	3	2	3	8	6	5	1	-	-	-	
149	Žrelo, neoznačeno Pharynx, not specified	M Ž	1 1	-	-	-	-	-	-	-	-	-	-	-	1	-	-	-	-	1	
150	Požiralnik Esophagus	M Ž	78 18	-	-	-	-	-	-	-	2	6	4	13	15	15	7	6	10	-	
151	Želodec Stomach	M Ž	277 223	-	-	1	-	1	3	5	4	10	26	29	42	45	40	26	45	-	
152	Tanko črevo Small intestine	M Ž	1 10	-	-	-	-	-	-	-	-	-	-	-	-	1	-	-	-	-	
153	Debelo črevo Colon	M Ž	189 179	-	-	-	-	1	-	1	5	10	19	21	40	28	23	25	16	-	
154	Rektum Rectum, anus	M Ž	203 183	-	-	-	-	2	1	2	2	11	13	24	39	37	23	24	25	-	

cont. ↓

Tabela 4. Nadaljevanje - continued

Šifra MKB	Lokalizacija Site	Spol Sex	Vse starosti All ages	S t a r o s t A g e																	
				0-	5-	10-	15-	20-	25-	30-	35-	40-	45-	50-	55-	60-	65-	70-	75-	80+	?
155	Jetra Liver	M	30	1	-	-	-	-	-	1	2	1	-	2	4	7	6	4	1	1	-
		Ž	11	-	-	-	-	-	-	-	-	-	-	2	-	-	1	4	1	1	2
156	Žolčnik, žolčni vodi Gall bladder, bile ducts	M	30	-	-	-	-	-	-	-	-	-	2	1	2	3	5	5	5	7	-
		Ž	73	-	-	-	-	-	-	1	-	-	1	5	11	10	11	15	19	-	-
157	Trebušna slinavka Pancreas	M	95	-	-	-	-	1	-	1	2	3	5	10	18	19	13	13	10	-	
		Ž	98	-	-	-	-	-	-	-	-	2	8	3	12	19	15	15	24	-	-
158	Retro-, peritonej Retro-, peritoneum	M	7	-	-	-	-	-	-	-	-	1	-	-	1	1	4	-	-	-	-
		Ž	6	-	-	-	-	-	-	-	-	-	2	-	-	1	2	1	-	-	-
159	Prebavila, drugo Digestive organs, other	M	2	-	-	-	-	-	-	-	-	-	-	1	-	1	-	-	-	-	-
		Ž	5	-	-	-	-	-	-	-	-	-	-	-	-	-	-	-	2	3	-
160	Nos, obnosne votl., drugo Nose, sinuses, etc.	M	13	-	-	-	-	-	-	1	-	-	3	1	3	-	1	2	2	-	-
		Ž	8	-	-	-	-	-	-	-	1	1	-	1	1	-	-	3	1	-	-
161	Grlo Larynx	M	109	-	-	-	-	-	-	6	6	7	16	24	20	12	8	5	5	-	-
		Ž	9	-	-	-	-	-	-	-	-	3	-	1	4	1	-	-	-	-	-
162	Sapnik, sapnica, pljuča Trachea, bronchus, lung	M	750	-	-	-	1	1	1	6	28	31	73	126	183	141	56	59	44	-	-
		Ž	156	-	-	-	-	-	1	2	6	8	11	21	25	30	18	20	14	-	-
163	Plevra, mediastin., drugo Pleura, mediastinum, etc.	M	13	-	-	-	1	-	1	1	-	-	-	3	1	2	1	1	1	-	-
		Ž	2	-	-	-	-	-	-	-	-	-	-	-	-	-	1	-	1	-	-
170	Kosti Bone	M	8	1	-	1	1	-	-	1	-	-	2	-	-	-	1	-	1	-	-
		Ž	10	-	-	1	-	-	1	1	1	-	1	1	1	-	2	1	-	2	1
171	Mehka tkiva Soft tissues	M	19	1	-	-	-	2	-	1	-	1	2	2	4	1	1	1	1	2	-
		Ž	15	-	-	-	1	1	1	-	-	2	2	-	1	1	3	2	1	-	-
172	Koža, maligni melanom Skin, malignant melanoma	M	53	-	-	-	1	1	3	5	4	10	3	3	6	3	1	8	5	-	-
		Ž	92	-	-	-	1	2	2	6	6	12	4	18	7	7	6	11	6	4	-
173	Koža, drugi malignomi Skin, other malignancies	M	266	-	-	-	1	2	-	1	4	5	13	20	35	42	34	30	41	38	-
		Ž	303	-	-	-	-	-	3	2	2	12	6	14	20	35	49	39	56	65	-
174	Dojka Breast	M	6	-	-	-	-	-	-	-	-	-	-	-	-	-	1	1	4	-	-
		Ž	627	-	-	-	-	5	3	38	51	66	59	66	85	89	59	47	59	-	-
180	Maternica, vrat Uterus, cervix	Ž	176	-	-	-	1	6	15	24	16	17	13	18	24	19	6	11	6	-	-
181	Horioepiteliom Chorioepithelioma	Ž	1	-	-	-	-	-	-	-	-	-	1	-	-	-	-	-	-	-	-
182	Maternica, telo, drugo Uterus, corpus, etc.	Ž	207	-	-	-	-	1	-	1	3	13	31	29	38	35	18	17	21	-	-
183	Jajčnik, jajcevod, drugo Ovary, Fallopian tube, etc.	Ž	174	-	-	-	2	3	1	2	6	10	19	14	22	30	24	12	17	12	-
184	Nožnica, vulva, drugo Vagina, vulva, etc.	Ž	45	-	-	-	-	-	-	2	-	1	1	1	5	3	4	11	17	-	-

cont. ↓

Tabela 4. Nadaljevanje - continued

Šifra MKB ICD Site No.	Lokalizacija Site	Spol Sex	Vse starosti All ages	Starost Age																		
				0-	5-	10-	15-	20-	25-	30-	35-	40-	45-	50-	55-	60-	65-	70-	75-	80+	?	
185	Prostata Prostate	M	234	-	-	-	-	-	-	-	-	-	-	-	5	15	13	48	31	64	58	-
186	Modo Testis	M	52	-	-	-	1	9	10	8	10	3	3	1	2	2	1	1	1	-	-	-
187	Penis, obodek, drugo Penis, epididymis, etc.	M	9	-	-	-	-	-	-	-	-	-	-	1	2	2	1	1	1	1	-	-
188	Mehur Bladder	M	116	-	-	-	-	-	-	2	-	2	5	12	18	25	10	21	21	-	-	-
		Ž	44	-	-	-	-	-	-	-	1	-	-	8	4	10	7	5	9	-	-	-
189	Ledvica, sečevod, drugo Kidney, ureter, etc.	M	82	-	-	-	-	1	-	-	-	4	7	3	10	9	21	9	8	10	-	-
		Ž	66	1	-	-	-	1	1	2	3	2	5	4	6	9	12	8	7	5	-	-
190	Oko Eye	M	7	1	-	-	-	-	-	1	-	1	-	1	1	1	-	-	1	-	-	-
		Ž	3	-	-	-	-	-	-	-	-	-	-	-	1	1	1	-	-	-	-	-
191	Možgani Brain	M	52	1	-	4	4	1	-	-	3	4	3	6	7	7	6	4	1	1	-	-
		Ž	47	3	1	-	1	1	-	1	3	3	4	9	2	8	5	4	2	-	-	-
192	Živčevje, drugo Nervous system, other	M	5	2	-	-	-	-	-	-	1	-	1	1	-	-	-	-	-	-	-	-
		Ž	4	2	-	-	-	-	-	1	-	-	-	-	-	-	1	-	-	-	-	-
193	Ščitnica Thyroid	M	19	-	-	-	-	-	-	2	-	1	4	2	2	5	2	1	-	-	-	-
		Ž	45	-	-	-	-	1	5	3	3	4	5	1	3	6	7	1	3	3	-	-
194	Endokrine žleze, druge Endocrine glands, other	M	1	-	-	-	-	-	-	1	-	-	-	-	-	-	-	-	-	-	-	-
		Ž	3	-	-	-	-	1	-	-	-	-	-	-	1	-	1	-	-	-	-	-
195	Slabo opred. lokaliz. Ill-defined site	M	11	-	-	-	-	-	-	-	-	-	-	1	3	2	1	-	2	2	-	-
		Ž	26	-	-	-	-	-	-	1	-	-	1	2	1	-	5	2	5	9	-	-
196	Metastaze v bezgavkah Lymph node metastases	M	24	-	-	-	-	1	-	1	2	1	3	7	3	3	1	2	-	-	-	-
		Ž	9	-	-	-	-	-	-	1	-	-	2	1	1	-	1	-	2	1	-	-
197	Met. v dihalih, prebavilih Respiratory, digestive tract met.	M	60	-	-	-	-	-	-	-	-	1	3	1	10	9	10	6	8	12	-	-
		Ž	62	-	-	-	-	-	-	-	1	1	2	2	2	8	7	11	12	16	-	-
198	Metastaze, drugje Metastases, other	M	27	-	-	-	-	-	-	-	-	3	1	3	-	6	8	1	2	3	-	-
		Ž	12	-	-	-	-	-	-	-	-	1	1	2	2	4	-	-	2	-	-	-
199	Malignomi, neopredeljeni Malignancies, unspecified	M	55	-	-	-	-	-	-	-	1	1	4	7	11	11	4	9	7	-	-	-
		Ž	52	-	-	-	-	1	1	-	3	1	1	4	3	5	9	13	11	-	-	-
200	Ne-Hodgkinovi limfomi	M	38	2	-	-	-	1	1	1	3	4	1	4	3	5	2	3	5	3	-	-
202	Non-Hodgkin's lymphomas	Ž	37	-	-	-	-	1	2	-	3	2	1	1	4	4	6	7	3	3	-	-
201	Hodgkinov limfom Hodgkin's disease	M	24	-	-	1	6	1	1	3	2	1	1	5	-	1	-	1	1	-	-	-
		Ž	20	2	-	1	3	3	3	-	1	2	-	1	-	2	1	1	-	-	-	-
203	Plazmacitom Plasmacytoma	M	27	-	-	-	-	-	-	-	-	-	-	3	3	7	5	2	2	5	-	-
		Ž	44	-	-	-	-	-	-	-	-	-	4	3	2	5	9	6	7	8	-	-

cont. ↓

Tabela 4. Nadaljevanje - continued

Šifra MKB	Lokalizacija	Spol	Vse starosti	S t a r o s t																				
				0-	5-	10-	15-	20-	25-	30-	35-	40-	45-	50-	55-	60-	65-	70-	75-	80+	?			
ICD No.	Site	Sex	All ages	A g e																				
204.0	Levkemija, limfat. akutna	M	6	1	1	1	-	-	-	-	-	-	-	-	1	-	-	1	-	-	1	-	-	
	Leukaemia, lymphatic, acute	Ž	6	1	1	-	-	2	-	-	-	-	-	-	1	-	-	1	-	-	-	-	-	
204.1	Levkemija, limfat. kron.	M	28	-	-	-	-	-	-	-	-	-	2	1	4	4	3	4	3	4	3	4	3	-
	Leukaemia, lymphatic, chronic	Ž	38	-	-	-	-	-	-	-	-	1	1	1	2	5	8	7	3	10	-	-	-	
205	Levkemija, mieloična	M	31	-	-	1	-	1	1	2	-	1	-	5	4	3	4	4	2	3	-	-	-	
	Leukaemia, myeloic	Ž	29	1	-	1	1	-	-	1	1	1	3	3	2	3	4	3	1	4	-	-	-	
206	Levkemija, monocitna	M	1	-	-	-	-	-	-	-	-	-	-	-	-	-	-	-	-	-	-	1	-	
	Leukaemia, monocytic	Ž	-	-	-	-	-	-	-	-	-	-	-	-	-	-	-	-	-	-	-	-	-	
207	Levkemije, druge	M	6	-	-	-	-	-	-	-	-	-	-	1	-	1	2	1	-	1	-	-	-	
	Leukaemias, other	Ž	2	-	-	-	-	-	-	-	-	-	-	-	-	-	1	-	-	1	-	-	-	
208	Policitemija, prava	M	5	-	-	-	-	-	-	-	-	-	-	-	-	2	-	2	-	1	-	-	-	
	Polycythemia vera	Ž	7	-	-	-	-	-	-	-	-	-	-	1	2	2	-	1	-	1	-	-	-	
209	Mielofibroza	M	3	-	-	-	-	-	-	-	-	-	-	2	1	-	-	-	-	-	-	-	-	
	Myelofibrosis	Ž	2	-	-	-	-	-	-	-	-	-	-	-	-	1	-	-	-	1	-	-	-	
<b>Zgoraj neupoštevani</b>																								
<b>Not included above</b>																								
-	Dojka, in situ	Ž	22	-	-	-	-	-	-	2	1	8	4	1	1	5	-	-	-	-	-	-	-	
	Breast, in situ																							
2340	Maternica, vrat, in situ	Ž	203	-	-	-	18	37	56	47	20	11	7	2	3	1	-	-	1	-	-	1	-	
	Uterus, cervix, in situ																							
2250	Možgani, benigni tumor	M	10	1	1	-	-	1	-	1	-	-	2	-	-	3	-	1	-	-	-	-	-	
	Brain, benign tumor	Ž	15	1	-	-	-	1	-	-	-	1	3	3	1	0	4	-	1	-	-	-	-	
2381	Možgani, neopredeljeno	M	6	-	1	-	-	-	-	-	-	1	-	2	-	-	1	1	-	-	-	-	-	
	Brain, unspecified	Ž	4	-	-	-	-	-	-	1	-	1	-	-	1	-	1	-	-	-	-	-	-	

Tabela 5. Incidenca raka na 100 000 prebivalcev po lokalizaciji, spolu in starosti - Slovenija 1991

Table 5. Cancer incidence per 100 000 population by site, sex, and age - Slovenia 1991

Šifra MKB	Lokalizacija Site	Spol Sex	Vse starosti All ages	Starost Age																	?
				0-4	5-9	10-14	15-19	20-24	25-29	30-34	35-39	40-44	45-49	50-54	55-59	60-64	65-69	70-74	75-79	80+	
140	Vse lokalizacije	Skupaj	327.2	16.6	2.2	7.3	15.9	26.1	37.6	47.5	103.4	174.2	302.2	448.0	655.2	957.0	1242.4	1436.8	1678.0	1804.0	-
209	All sites	Total																			
		Moški	342.2	16.2	1.4	11.6	19.9	28.9	30.6	37.6	78.2	138.7	275.8	483.6	834.5	1255.1	1765.9	1907.4	2368.8	2567.5	-
		Male																			
		Ženske	313.2	17.1	3.0	2.7	13.9	23.4	44.6	57.5	130.2	217.7	329.2	412.5	492.6	720.8	939.5	1175.5	1310.9	1485.9	-
		Female																			
140	Ustnica	M	2.2	-	-	-	-	-	-	-	-	1.3	1.7	1.7	5.6	6.5	13.2	6.2	19.6	29.0	-
	Lip	Ž	0.4	-	-	-	-	-	-	-	1.2	-	-	-	-	1.9	-	6.9	-	-	-
141	Jezik	M	4.4	-	-	-	-	-	-	1.2	1.3	6.8	8.5	14.8	19.4	13.2	37.0	6.5	29.0	-	-
	Tongue	Ž	0.7	-	-	-	-	-	-	-	1.4	-	-	1.7	1.7	-	3.4	3.5	6.1	-	-
142	Slinavke	M	0.3	-	-	-	-	-	-	-	-	1.7	-	-	2.2	3.3	-	-	-	-	-
	Salivary glands	Ž	0.3	-	-	-	1.4	-	-	-	-	1.7	-	-	1.7	-	-	-	-	-	-
143	Dlesni	M	0.4	-	-	-	-	-	-	-	-	-	-	-	3.7	-	6.6	-	-	-	-
	Gum	Ž	-	-	-	-	-	-	-	-	-	-	-	-	-	-	-	-	-	-	-
144	Ustno dno	M	3.5	-	-	-	-	-	-	2.3	3.9	5.1	11.9	20.4	8.6	9.9	-	-	7.3	-	-
	Floor of mouth	Ž	-	-	-	-	-	-	-	-	-	-	-	-	-	-	-	-	-	-	-
145	Usta, drugo	M	2.1	-	-	-	-	-	1.3	-	-	2.6	5.1	6.8	7.4	6.5	6.6	-	6.5	-	-
	Mouth, other parts	Ž	0.9	-	-	-	-	-	1.3	-	-	-	-	1.7	1.7	1.7	-	6.9	3.5	6.1	-
146	Orofarinks	M	8.6	-	-	-	-	-	-	4.7	9.1	22.1	23.8	31.5	45.3	19.8	6.2	6.5	-	-	-
	Oropharynx	Ž	1.1	-	-	-	-	-	-	-	-	1.7	1.7	-	3.4	5.7	-	3.5	9.2	-	-
147	Epifarinks	M	1.0	-	-	1.3	-	1.4	1.3	-	-	-	1.7	-	3.7	4.3	-	-	6.5	7.3	-
	Epipharynx	Ž	0.1	-	-	-	-	-	-	-	-	-	-	-	-	-	-	-	3.5	-	-

cont. ↓



Tabela 5. Nadaljevanje - continued

Šifra MKB ICD Site No.	Lokalizacija Site	Spol Sex	Vse starosti All ages	Starosti Age																	?
				0-4	5-9	10-14	15-19	20-24	25-29	30-34	35-39	40-44	45-49	50-54	55-59	60-64	65-69	70-74	75-79	80+	
148	Hipofarinks Hypopharynx	M	3.3	-	-	-	-	-	-	1.3	3.5	3.9	3.4	5.1	14.8	12.9	16.5	6.2	-	-	-
		Ž	0.2	-	-	-	-	-	-	-	-	-	1.7	-	-	1.7	-	-	-	-	-
149	Žrelo, neoznačeno Pharynx, not specified	M	0.1	-	-	-	-	-	-	-	-	-	-	-	-	2.2	-	-	-	-	-
		Ž	0.1	-	-	-	-	-	-	-	-	-	-	-	-	-	-	-	-	-	3.1
150	Požiralnik Esophagus	M	8.0	-	-	-	-	-	-	-	-	2.6	10.2	6.8	24.1	32.3	49.4	43.2	39.2	72.5	-
		Ž	1.7	-	-	-	-	-	-	-	-	1.4	-	-	1.7	8.5	3.8	6.9	13.9	9.2	-
151	Želodec Stomach	M	28.5	-	-	-	1.3	-	1.3	3.8	5.8	5.2	17.0	44.3	53.8	90.6	148.3	246.9	169.7	326.4	-
		Ž	21.6	-	-	-	-	-	1.3	2.6	2.5	13.7	1.7	18.7	18.5	37.6	74.3	75.4	114.4	210.5	-
152	Tanko črevo Small intestine	M	0.1	-	-	-	-	-	-	-	-	-	-	-	-	-	3.3	-	-	-	-
		Ž	1.0	-	-	-	-	-	-	-	-	-	-	1.7	3.4	5.0	1.7	3.8	-	-	3.1
153	Debelo črevo Colon	M	19.5	-	-	-	-	-	1.3	-	1.2	6.5	17.0	32.4	38.9	86.3	92.3	142.0	163.1	116.0	-
		Ž	17.4	-	-	-	-	-	2.5	1.3	1.2	2.7	8.7	20.5	30.3	42.7	62.9	78.8	83.2	100.7	-
154	Rektum Rectum, anus	M	20.9	-	-	-	-	-	2.5	1.3	2.3	2.6	18.7	22.1	44.5	84.1	121.9	142.0	156.6	181.3	-
		Ž	17.8	-	-	-	-	-	-	-	3.7	11.0	5.2	15.3	33.6	32.5	61.0	92.5	79.8	119.0	-
155	Jetra Liver	M	3.1	1.6	-	-	-	-	-	1.3	2.3	1.3	-	3.4	7.4	15.1	19.8	24.7	6.5	7.3	-
		Ž	1.1	-	-	-	-	-	-	-	-	-	3.5	-	-	1.7	7.6	3.4	3.5	6.1	-
156	Žolčnik, žolčni vodi Gall bladder, bile ducts	M	3.1	-	-	-	-	-	-	-	-	-	3.4	1.7	3.7	6.5	16.5	30.9	32.6	50.8	-
		Ž	7.1	-	-	-	-	-	-	-	1.2	-	-	1.7	8.4	18.8	19.1	37.7	52.0	58.0	-
157	Trebušna slinavka Pancreas	M	9.8	-	-	-	-	-	1.3	-	1.2	2.6	5.1	8.5	18.5	38.8	62.6	80.2	84.8	72.5	-
		Ž	9.5	-	-	-	-	-	-	-	-	-	3.5	13.6	5.0	20.5	36.2	51.4	52.0	73.2	-
158	Retro-, peritonej Retro-, peritoneum	M	0.7	-	-	-	-	-	-	-	-	1.3	-	-	1.9	2.2	13.2	-	-	-	-
		Ž	0.6	-	-	-	-	-	-	-	-	-	-	3.5	-	-	1.7	3.8	3.4	-	-
159	Prebavila, drugo Digestive organs, other	M	0.2	-	-	-	-	-	-	-	-	-	-	-	1.9	-	3.3	-	-	-	-
		Ž	0.5	-	-	-	-	-	-	-	-	-	-	-	-	-	-	-	-	6.9	9.2

cont. ↓

Tabela 5. Nadaljevanje - continued

Šifra MKB	Lokalizacija Site	Spol Sex	Vse starosti All ages	Starost Age																	?	
				0-4	5-9	10-14	15-19	20-24	25-29	30-34	35-39	40-44	45-49	50-54	55-59	60-64	65-69	70-74	75-79	80+		
160	Nos, obnosne votl., drugo Nose, sinuses, etc.	M	1.3	-	-	-	-	-	-	-	1.2	-	-	5.1	1.9	6.5	-	6.2	13.1	14.5	-	
		Ž	0.8	-	-	-	-	-	-	-	-	1.4	1.7	-	1.7	1.7	-	-	10.4	3.1	-	
161	Grlo Larynx	M	11.2	-	-	-	-	-	-	-	7.0	7.8	11.9	27.2	44.5	43.1	39.5	49.4	32.6	36.3	-	
		Ž	0.9	-	-	-	-	-	-	-	-	-	5.2	-	1.7	6.8	1.9	-	-	-	-	
162	Sapnik, sapnica, pljuča Trachea, bronchus, lung	M	77.2	-	-	-	-	1.4	1.3	1.3	7.0	36.3	52.8	124.3	233.7	394.6	464.5	345.7	385.0	319.1	-	
		Ž	15.1	-	-	-	-	-	-	1.3	2.5	8.2	13.9	18.7	35.3	42.7	57.2	61.7	69.4	42.7	-	
163	Plevra, mediastin., drugo Pleura, mediastinum, etc.	M	1.3	-	-	-	1.3	-	1.3	1.3	1.2	-	-	-	5.6	2.2	6.6	6.2	6.5	7.3	-	
		Ž	0.2	-	-	-	-	-	-	-	-	-	-	-	-	-	-	-	3.4	-	3.1	-
170	Kosti Bone	M	0.8	1.6	-	1.3	1.3	-	-	-	1.2	-	-	3.4	-	-	-	-	6.2	-	7.3	-
		Ž	1.0	-	-	-	1.4	-	-	1.3	1.2	1.4	-	1.7	1.7	1.7	-	-	-	6.9	3.1	-
171	Mehka tkiva Soft tissues	M	2.0	1.6	-	-	-	2.8	-	1.3	-	1.3	3.4	3.4	7.4	2.2	3.3	6.2	6.5	14.5	-	
		Ž	1.5	-	-	-	1.4	1.3	1.3	-	-	-	3.5	3.4	-	1.7	1.9	10.3	6.9	3.1	-	
172	Koža, maligni melanom Skin, malignant melanoma	M	5.5	-	-	-	-	1.4	1.3	3.8	5.8	5.2	17.0	5.1	5.6	12.9	9.9	6.2	52.2	36.3	-	
		Ž	8.9	-	-	-	1.4	2.8	2.5	7.7	7.4	16.5	7.0	30.7	11.8	12.0	11.4	37.7	20.8	12.2	-	
173	Koža, drugi malignomi Skin, other malignancies	M	27.4	-	-	-	1.3	2.8	-	1.3	4.7	6.5	22.1	34.1	64.9	90.6	112.0	185.2	267.6	275.6	-	
		Ž	29.4	-	-	-	-	-	3.8	2.6	2.5	16.5	10.4	23.9	33.6	59.8	93.4	133.7	194.2	198.3	-	
174	Dojka Breast	M	0.6	-	-	-	-	-	-	-	-	-	-	-	-	-	3.3	6.2	26.1	-	-	
		Ž	60.9	-	-	-	-	-	6.4	3.8	47.1	70.1	114.9	100.6	111.0	145.2	169.6	202.2	163.0	180.0	-	
180	Maternica, vrat Uterus, cervix	Ž	17.1	-	-	-	-	1.4	7.6	19.2	29.8	22.0	29.6	22.2	30.3	41.0	36.2	20.6	38.1	18.3	-	
181	Horioepiteliom Chorioepithelioma	Ž	0.1	-	-	-	-	-	-	-	-	-	-	1.7	-	-	-	-	-	-	-	
182	Maternica, telo, drugo Uterus, corpus, etc.	Ž	20.1	-	-	-	-	-	1.3	-	1.2	4.1	22.6	52.8	48.8	64.9	66.7	61.7	59.0	64.1	-	

cont. ↓

Tabela 5. Nadaljevanje - continued

Šifra MKB ICD Site No.	Lokalizacija Site	Spol Sex	Vse starosti All ages	Starost Age																	?
				0-4	5-9	10-14	15-19	20-24	25-29	30-34	35-39	40-44	45-49	50-54	55-59	60-64	65-69	70-74	75-79	80+	
183	Jajčnik, jajcevod, drugo Ovary, Fallopian tube, etc.	Ž	16.9	-	-	-	2.8	4.1	1.3	2.6	7.4	13.7	33.1	23.9	37.0	51.2	45.7	41.1	59.0	36.6	-
184	Nožnica, vulva, drugo Vagina, vulva, etc.	Ž	4.4	-	-	-	-	-	-	-	2.5	-	1.7	1.7	1.7	8.5	5.7	13.7	38.1	51.9	-
185	Prostata Prostate	M	24.1	-	-	-	-	-	-	-	-	-	-	8.5	27.8	28.0	158.1	191.4	417.6	420.7	-
186	Modo Testis	M	5.4	-	-	-	1.3	12.4	12.7	10.0	11.7	3.9	5.1	1.7	3.7	4.3	3.3	6.2	6.5	-	-
187	Penis, obmodek, drugo Penis, epididymis, etc.	M	0.9	-	-	-	-	-	-	-	-	-	-	1.7	3.7	4.3	3.3	6.2	6.5	7.3	-
188	Mehur Bladder	M	11.9	-	-	-	-	-	-	-	2.3	-	3.4	8.5	22.3	38.8	82.4	61.7	137.0	152.3	-
		Ž	4.3	-	-	-	-	-	-	-	-	1.4	-	-	13.4	6.8	19.1	24.0	17.3	27.5	-
189	Ledvica, sečevod, drugo Kidney, ureter, etc.	M	8.4	-	-	-	-	1.4	-	-	-	5.2	11.9	5.1	18.5	19.4	69.2	55.6	52.2	72.5	-
		Ž	6.4	1.7	-	-	-	1.4	1.3	2.6	3.7	2.7	8.7	6.8	10.1	15.4	22.9	27.4	24.3	15.3	-
190	Oko Eye	M	0.7	1.6	-	-	-	-	-	1.3	-	1.3	-	1.7	1.9	2.2	-	-	6.5	-	-
		Ž	0.3	-	-	-	-	-	-	-	-	-	-	-	1.7	1.7	1.9	-	-	-	-
191	Možgani Brain	M	5.4	1.6	-	5.1	5.3	1.4	-	-	3.5	5.2	5.1	10.2	13.0	15.1	19.8	24.7	6.5	7.3	-
		Ž	4.6	5.1	1.5	-	1.4	1.4	-	1.3	3.7	4.1	7.0	15.3	3.4	13.7	9.5	13.7	6.9	-	-
192	Živčevje, drugo Nervous system, other	M	0.5	3.2	-	-	-	-	-	-	-	1.3	-	1.7	1.9	-	-	-	-	-	-
		Ž	0.4	3.4	-	-	-	-	-	-	1.3	-	-	-	-	-	-	1.9	-	-	-
193	Ščitnica Thyroid	M	2.0	-	-	-	-	-	-	2.5	-	1.3	6.8	3.4	3.7	10.8	6.6	6.2	-	-	-
		Ž	4.4	-	-	-	-	1.4	6.4	3.8	3.7	5.5	8.7	1.7	5.0	10.2	13.3	3.4	10.4	9.2	-
194	Endokrine žleze, druge Endocrine glands, other	M	0.1	-	-	-	-	-	-	-	1.2	-	-	-	-	-	-	-	-	-	-
		Ž	0.3	-	-	-	-	1.4	-	-	-	-	-	-	1.7	-	1.9	-	-	-	-

cont. ↓

Tabela 5. Nadaljevanje - continued

Šifra MKB	Lokalizacija Site	Spol Sex	Vse starosti All ages	Starost Age																?	
				0-4	5-9	10-14	15-19	20-24	25-29	30-34	35-39	40-44	45-49	50-54	55-59	60-64	65-69	70-74	75-79		80+
195	Slabo opredeljena lokaliz. Ill-defined site	M	1.1	-	-	-	-	-	-	-	-	-	-	1.7	5.6	4.3	3.3	-	13.1	14.5	-
		Ž	2.5	-	-	-	-	-	-	1.3	-	-	1.7	3.4	1.7	-	9.5	6.9	17.3	27.5	-
196	Metastaze v bezgavkah Lymph node metastases	M	2.4	-	-	-	-	1.3	-	1.2	2.6	1.7	3.4	13.0	6.5	9.9	6.2	13.1	-	-	
		Ž	0.9	-	-	-	-	1.3	-	-	-	3.5	1.7	1.7	-	1.9	-	6.9	3.1	-	
197	Met. v dihalih, prebavilih Respiratory, digestive tract met.	M	6.2	-	-	-	-	-	-	-	1.3	5.1	1.7	18.5	19.4	32.9	37.0	52.2	87.0	-	
		Ž	6.0	-	-	-	-	-	-	1.2	1.4	3.5	3.4	3.4	13.7	13.3	37.7	41.6	48.8	-	
198	Metastaze, druge Metastases, other	M	2.8	-	-	-	-	-	-	-	3.9	1.7	5.1	-	12.9	26.4	6.2	13.1	21.8	-	
		Ž	1.2	-	-	-	-	-	-	-	-	1.7	1.7	3.4	3.4	7.6	-	-	6.1	-	
199	Malignomi, neopredeljeni Malignancies, unspecified	M	5.7	-	-	-	-	-	-	-	1.3	1.7	6.8	13.0	23.7	36.2	24.7	58.7	50.8	-	
		Ž	5.0	-	-	-	-	1.3	1.3	-	4.1	1.7	1.7	6.7	5.1	9.5	30.8	45.1	33.6	-	
200 + 202	Ne-Hodgkinovi limfomi Non-Hodgkin's lymphomas	M	3.9	3.2	-	-	-	1.4	1.3	1.3	3.5	5.2	1.7	6.8	5.6	10.8	6.6	18.5	32.6	21.8	-
		Ž	3.6	-	-	-	-	1.4	2.5	-	3.7	2.7	1.7	1.7	6.7	6.8	11.4	24.0	10.4	9.2	-
201	Hodgkinov limfom Hodgkin's disease	M	2.5	-	-	1.3	7.9	1.4	1.3	3.8	2.3	1.3	1.7	8.5	-	2.2	-	6.2	6.5	-	-
		Ž	1.9	3.4	-	1.4	4.2	4.1	3.8	-	1.2	2.7	-	1.7	-	3.4	1.9	3.4	-	-	-
203	Plazmacitom Plasmacytoma	M	2.8	-	-	-	-	-	-	-	-	-	-	5.1	5.6	15.1	16.5	12.3	13.1	36.3	-
		Ž	4.3	-	-	-	-	-	-	-	-	-	7.0	5.1	3.4	8.5	17.2	20.6	24.3	24.4	-
204.0	Levkemija, limfatična, ak. Leukaemia, lymphatic, ac.	M	0.6	1.6	1.4	1.3	-	-	-	-	-	-	1.7	-	-	2.2	-	-	6.5	-	-
		Ž	0.6	1.7	1.5	-	-	2.8	-	-	-	-	-	-	1.7	-	-	1.9	-	-	-
204.1	Levkemija, limfatična, kron. Leukaemia, lymphatic, chron.	M	2.9	-	-	-	-	-	-	-	-	2.6	1.7	6.8	7.4	6.5	13.2	18.5	26.1	21.8	-
		Ž	3.7	-	-	-	-	-	-	-	-	1.4	1.7	1.7	3.4	8.5	15.2	24.0	10.4	30.5	-
205	Levkemija, mieloična Leukaemia, myeloid	M	3.2	-	-	1.3	-	1.4	1.3	2.5	-	1.3	-	8.5	7.4	6.5	13.2	24.7	13.1	21.8	-
		Ž	2.8	1.7	-	1.4	1.4	-	-	1.3	1.2	1.4	5.2	5.1	3.4	5.1	7.6	10.3	3.5	12.2	-
206	Levkemija, monocitna Leukaemia, monocytic	M	0.1	-	-	-	-	-	-	-	-	-	-	-	-	-	-	-	-	7.3	-
		Ž	-	-	-	-	-	-	-	-	-	-	-	-	-	-	-	-	-	-	-

cont. ↓

Tabela 5. Nadaljevanje - continued

Šifra MKB	Lokalizacija	Spol	Vse starosti	Starost																?		
				0-4	5-9	10-14	15-19	20-24	25-29	30-34	35-39	40-44	45-49	50-54	55-59	60-64	65-69	70-74	75-79		80+	
ICD No.	Site	Sex	All ages	Age																		
207	Levkemije, druge	M	0.6	-	-	-	-	-	-	-	-	-	-	-	1.7	-	2.2	6.6	6.2	-	7.3	-
	Leukaemias, other	Ž	0.2	-	-	-	-	-	-	-	-	-	-	-	-	-	1.9	-	-	-	3.1	-
208	Policitemija, prava	M	0.5	-	-	-	-	-	-	-	-	-	-	-	-	4.3	-	12.3	-	7.3	-	
	Polycythemia vera	Ž	0.7	-	-	-	-	-	-	-	-	-	-	1.7	3.4	3.4	-	3.4	-	3.1	-	
209	Mielofibroza	M	0.3	-	-	-	-	-	-	-	-	-	-	3.4	1.9	-	-	-	-	-	-	
	Myelofibrosis	Ž	0.2	-	-	-	-	-	-	-	-	-	-	-	-	1.7	-	-	-	-	3.1	-
<b>Zgoraj neupoštevani</b>																						
<b>Not included above</b>																						
-	Dojka, in situ	Ž	2.1	-	-	-	-	-	-	-	2.5	1.4	13.9	6.8	1.7	1.7	9.5	-	-	-	-	
	Breast, in situ																					
2340	Maternica, vrat, in situ	Ž	19.7	-	-	-	-	24.8	47.1	71.5	58.3	27.5	19.2	11.9	3.4	5.1	1.9	-	-	3.1	-	
	Uterus, cervix, in situ																					
2250	Možgani, benigni tumor	M	1.0	1.6	1.4	-	-	1.4	-	1.3	-	-	3.4	-	-	6.5	-	6.2	-	-	-	
	Brain, benign tumor	Ž	1.5	1.7	-	-	-	1.4	-	-	-	1.4	5.2	5.1	1.7	-	7.6	-	3.5	-	-	
2381	Možgani, neopredeljeno	M	0.6	-	1.4	-	-	-	-	-	-	1.3	-	3.4	-	-	3.3	6.2	-	-	-	
	Brain, unspecified	Ž	0.4	-	-	-	-	-	-	-	1.2	-	1.7	-	-	1.7	-	3.4	-	-	-	

**Tabela 6. Število novih primerov raka po zdravstvenih regijah in območjih zdravstvenih domov, po najpogostejših lokalizacijah in spolu - Slovenija 1991**

**Table 6. Number of new cancer cases by health regions and subregions, by most frequent sites and sex - Slovenia 1991**

Zdravstvena regija Zdravstveni dom	Spol	Skupaj 140 - 209	Lokalizacija (šifre MKB)*									Druge lokal. 234*	
			151	153	154	162	173	174	180	182	185		
Health region Subregion	Sex	All sites	Site (ICD No.)*									Other sites	
Slovenija skupaj	M	3 324	277	189	203	750	266	6	-	-	234	1 399	-
Slovenia, total	Ž	3 227	223	179	183	156	303	627	176	207	-	1 173	203
Celje	M	376	40	17	24	91	24	2	-	-	21	157	-
	Ž	359	21	27	27	14	37	65	23	23	-	122	16
ZD Celje	M	376	40	17	24	91	24	2	-	-	21	157	-
	Ž	359	21	27	27	14	37	65	23	23	-	122	16
Gorica	M	207	9	12	6	45	8	-	-	-	17	110	-
	Ž	149	9	4	9	6	8	35	3	11	-	64	16
ZD Nova Gorica	M	207	9	12	6	45	8	-	-	-	17	110	-
	Ž	149	9	4	9	6	8	35	3	11	-	64	16
Koper	M	226	11	8	11	62	23	1	-	-	10	100	-
	Ž	216	10	8	7	9	20	54	12	15	-	81	7
ZD Koper	M	120	4	3	4	35	17	-	-	-	5	52	-
	Ž	131	2	4	4	6	14	36	10	11	-	44	5
ZD Postojna	M	106	7	5	7	27	6	1	-	-	5	48	-
	Ž	85	8	4	3	3	6	18	2	4	-	37	2
Kranj	M	313	19	19	15	73	24	-	-	-	27	136	-
	Ž	305	15	15	13	17	23	68	23	22	-	109	27
ZD Jesenice	M	121	8	7	6	25	8	-	-	-	8	59	-
	Ž	117	3	8	3	8	9	23	7	8	-	48	9
ZD Kranj	M	192	11	12	9	48	16	-	-	-	19	77	-
	Ž	188	12	7	10	9	14	45	16	14	-	61	18
Ljubljana	M	1003	89	59	57	216	77	2	-	-	69	434	-
	Ž	1070	68	64	44	64	79	215	47	67	-	422	71
ZD Domžale	M	145	15	10	14	26	7	-	-	-	6	67	-
	Ž	145	9	9	8	9	15	22	6	9	-	58	15
ZD Kočevje	M	57	9	5	3	12	2	-	-	-	2	24	-
	Ž	52	6	2	1	4	3	8	1	2	-	25	3
ZD Ljubljana	M	592	45	36	31	119	57	2	-	-	45	257	-
	Ž	680	42	45	29	40	43	152	26	40	-	263	45
ZD Trbovlje	M	98	11	5	4	26	3	-	-	-	5	44	-
	Ž	81	3	4	2	7	6	14	10	4	-	31	2
ZD Vrhnika	M	111	9	3	5	33	8	-	-	-	11	42	-
	Ž	112	8	4	4	4	12	19	4	12	-	45	6

cont. ↓

Tabela 6. Nadaljevanje - continued

Zdravstvena regija Zdravstveni dom	Spol	Skupaj 140 - 209	Lokalizacija (šifre MKB)*									Druge lokal. Other sites	234*
			151	153	154	162	173	174	180	182	185		
Health region Subregion	Sex	All sites	Site (ICD No.)*										
<b>Maribor</b>	M	550	44	36	40	123	56	1	-	-	26	224	-
	Ž	522	50	31	31	18	62	86	34	32	-	178	32
ZD Maribor	M	407	36	28	28	90	42	1	-	-	19	163	-
	Ž	387	31	25	28	15	43	61	22	26	-	136	30
ZD Ptuj	M	143	8	8	12	33	14	-	-	-	7	61	-
	Ž	135	19	6	3	3	19	25	12	6	-	42	2
<b>Murska Sobota</b>	M	242	21	15	21	46	26	-	-	-	26	87	-
	Ž	226	20	11	16	9	33	37	9	16	-	75	10
ZD Mur. Sobota	M	242	21	15	21	46	26	-	-	-	26	87	-
	Ž	226	20	11	16	9	33	37	9	16	-	75	10
<b>Novo mesto</b>	M	238	26	13	17	61	10	-	-	-	25	86	-
	Ž	188	22	9	17	11	13	36	8	8	-	64	20
ZD Novo mesto	M	238	26	13	17	61	10	-	-	-	25	86	-
	Ž	188	22	9	17	11	13	36	8	8	-	64	20
<b>Ravne</b>	M	169	18	10	12	33	18	-	-	-	13	65	-
	Ž	192	8	10	19	8	28	31	17	13	-	58	4
ZD Ravne	M	102	12	5	7	18	10	-	-	-	11	39	-
	Ž	109	6	5	8	6	12	16	6	8	-	42	2
ZD Velenje	M	67	6	5	5	15	8	-	-	-	2	26	-
	Ž	83	2	5	11	2	16	15	11	5	-	16	2

## \* Opis šifer MKB:

Description of the ICD numbers:

151 Želodec  
Stomach153 Debelo črevo  
Colon154 Rektum  
Rectum, anus162 Sapnik, sapnica, pljuča  
Trachea, bronchus, lung173 Koža, drugi malignomi  
Skin, other malignancies174 Dojka  
Breast180 Maternica, vrat  
Uterus, cervix182 Maternica, telo, drugo  
Uterus, corpus, etc.185 Prostata  
Prostate

## \*\* Neupoštevano v skupnem številu:

Not included in all sites:

234 Maternica, vrat, in situ  
Uterus, cervix, in situ

**Tabela 7. Število novih primerov raka, ugotovljenih v bolnišnicah, ter število in odstotek mikroskopsko potrjenih primerov, po lokalizaciji in spolu - Slovenija 1991**

**Table 7. Total number of new cancer cases diagnosed in hospitals and number and percentage of microscopically confirmed cases, by site and sex - Slovenia 1991**

<i>Šifra MKB*</i>	<i>Lokalizacija</i>	<i>Spol</i>	<i>Število novih primerov</i>	<i>Mikroskopsko potrjeni primeri</i>	
<i>ICD* No.</i>	<i>Site</i>	<i>Sex</i>	<i>Number of new cases</i>	<i>Število</i> <i>Microscopically confirmed cases</i> <i>Number</i>	<i>Odstotek**</i> <i>Per cent**</i>
<b>140</b>	<b>Vse lokalizacije</b>	<b>Skupaj</b>	<b>6 236</b>	<b>5 681</b>	<b>91</b>
-	All sites	Total			
<b>209</b>		<b>Moški</b>	<b>3 187</b>	<b>2 869</b>	<b>90</b>
		Male			
		<b>Ženske</b>	<b>3 049</b>	<b>2 812</b>	<b>92</b>
		Female			
140	Ustnica	M	21	20	95
	Lip	Ž	4	4	
141	Jezik	M	42	41	98
	Tongue	Ž	4	4	
142	Slinavke	M	3	3	
	Salivary glands	Ž	3	3	
143	Dlesni	M	4	4	
	Gum	Ž	-	-	
144	Ustno dno	M	33	33	100
	Floor of mouth	Ž	-	-	
145	Usta, drugo	M	20	20	100
	mouth, other parts	Ž	9	9	
146	Orofarinks	M	84	84	100
	Oropharynx	Ž	10	10	
147	Epifarinks	M	10	10	
	Epipharynx	Ž	1	1	
148	Hipofarinks	M	32	32	100
	Hypopharynx	Ž	2	2	
149	Žrelo, neoznačeno	M	1	-	
	Pharynx, not specified	Ž	1	-	
150	Požiralnik	M	73	60	82
	Esophagus	Ž	15	13	87
151	Želodec	M	262	225	86
	Stomach	Ž	197	171	87
152	Tanko črevo	M	1	1	
	Small intestine	Ž	9	9	

cont. ↓



Tabela 7. Nadaljevanje - continued

Šifra MKB*	Lokalizacija	Spol	Število novih primerov	Mikroskopsko potrjeni primeri	
				Število	Odstotek**
ICD* No.	Site	Sex	Number of new cases	Microscopically confirmed cases Number	Per cent**
153	Debelo črevo Colon	M	184	169	92
		Ž	165	145	88
154	Rektum Rectum, anus	M	199	180	90
		Ž	167	150	89
155	Jetra Liver	M	30	27	90
		Ž	11	10	
156	Žolčnik, žolčni vodi Gall bladder, bile ducts	M	28	19	68
		Ž	71	55	77
157	Trebušna slinavka Pancreas	M	87	41	47
		Ž	89	53	60
158	Retro-, peritonej Retro-, peritoneum	M	7	6	
		Ž	6	6	
159	Prebavila, drugo Digestive organs, other	M	2	1	
		Ž	-	-	
160	Nos, obnosne votline, drugo Nose, sinuses, etc.	M	13	13	
		Ž	8	8	
161	Grlo Larynx	M	105	102	97
		Ž	9	9	
162	Sapnik, sapnica, pljuča Trachea, bronchus, lung	M	719	665	92
		Ž	146	131	90
163	Plevra, mediastin., drugo Pleura, mediastinum, etc.	M	13	12	
		Ž	2	2	
170	Kosti Bone	M	6	6	
		Ž	10	10	
171	Mehka tkiva Soft tissues	M	19	19	100
		Ž	14	13	
172	Koža, maligni melanom Skin, malignant melanoma	M	49	49	100
		Ž	91	90	99
173	Koža, drugi malignomi Skin, other malignancies	M	266	266	100
		Ž	303	293	97
174	Dojka Breast	M	6	5	
		Ž	609	585	96
180	Maternica, vrat Uterus, cervix	Ž	176	173	98
181	Horioepiteliom Chorioepithelioma	Ž	1	1	

cont. ↓

Tabela 7. Nadaljevanje - continued

<i>Šifra MKB*</i>	<i>Lokalizacija</i>	<i>Spol</i>	<i>Število novih primerov</i>	<i>Mikroskopsko potrjeni primeri</i>	
<i>ICD* No.</i>	<i>Site</i>	<i>Sex</i>	<i>Number of new cases</i>	<i>Število</i>	<i>Odstotek**</i>
				<i>Microscopically confirmed cases</i>	<i>Number</i>
				<i>Number</i>	<i>Per cent**</i>
182	Maternica, telo, drugo Uterus, corpus, etc.	Ž	193	189	98
183	Jajčnik, jajcevod, drugo Ovary, Fallopian tube, etc.	Ž	168	163	97
184	Nožnica, vulva, drugo Vagina, vulva, etc.	Ž	45	43	96
185	Prostata Prostate	M	219	194	89
186	Modo Testis	M	52	52	100
187	Penis, obmodek, drugo Penis, epididymis, etc.	M	9	8	
188	Mehur Bladder	M Ž	110 41	103 39	94 95
189	Ledvica, sečevod, drugo Kidney, ureter, etc.	M Ž	78 62	69 61	88 98
190	Okno Eye	M Ž	7 3	4 3	
191	Možgani Brain	M Ž	51 45	44 40	86 89
192	Živcevsje, drugo Nervous system, other	M Ž	5 4	5 4	
193	Ščitnica Thyroid	M Ž	19 44	19 43	100 98
194	Endokrine žleze, druge Endocrine glands, other	M Ž	1 3	1 3	
195	Slabo opredeljena lokaliz. Ill-defined site	M Ž	8 21	4 13	
196	Metastaze v bezgavkah Lymph node metastases	M Ž	24 9	24 8	100
197	Met. v dihalih, prebavilih Respiratory, digestive tract met.	M Ž	58 54	31 36	53 67
198	Metastaze, drugje Metastases, other	M Ž	26 12	7 8	27
199	Malignomi, neopred. Malignancies, unspecified	M Ž	34 34	26 21	76 62

cont. ↓

Tabela 7. Nadaljevanje - continued

Šifra MKB*	Lokalizacija	Spol	Število novih primerov	Mikroskopsko potrjeni primeri	
				Število	Odstotek**
ICD* No.	Site	Sex	Number of new cases	Microscopically confirmed cases Number	Per cent**
200	Ne-Hodgkinovi limfomi	M	38	38	100
202	Non-Hodgkin's lymphomas	Ž	36	36	100
201	Hodgkinov limfom Hodgkin's disease	M	24	24	100
		Ž	20	20	100
203	Plazmacitom Plasmacytoma	M	27	25	93
		Ž	42	42	100
204.0	Levkemija, limfatična, akut. Leukaemia, lymphatic, acute	M	6	6	
		Ž	7	7	
204.1	Levkemija, limfatična, kron. Leukaemia, lymphatic, chronic	M	28	28	100
		Ž	35	35	100
205	Levkemija, mieloična Leukaemia, myeloic	M	30	30	100
		Ž	29	29	100
206	Levkemija, monocitna Leukaemia, monocytic	M	1	1	
		Ž	-	-	
207	Levkemije, druge Leukaemias, other	M	5	5	
		Ž	-	-	
208	Policitemija, prava Polycythemia vera	M	5	5	
		Ž	7	7	
209	Mielofibroza Myelofibrosis	M	3	3	
		Ž	2	2	
<b>Zgoraj neupoštevani</b>					
Not included above					
-	Dojka, in situ Breast, in situ	Ž	-	-	
2340	Maternica, vrat, in situ Uterus, cervix, in situ	Ž	203	203	100
2250	Možgani, benigni tumor Brain, benign tumor	M	9	9	
		Ž	15	15	100
2381	Možgani, neopredeljeno Brain, unspecified	M	5	3	
		Ž	4	3	

\* International classification of diseases, eighth revision, 1965

\*\* Odstotki niso računani pri številih pod 15  
Percentages are not calculated for less than 15 cases

**Tabela 8. Število histološko (in citološko) potrjenih novih primerov raka - po histološki vrsti in lokalizaciji - Slovenija 1991**

**Table 8. Number of histologically (and cytologically) confirmed new cancer cases by histologic type and site - Slovenia 1991**

Histološka vrsta Histologic type	Skupaj	Lokalizacija (šifra MKB) - Site (ICD No.)												
	140 - 209 All sites	140	141	142	143	144	145	146	147	148	cont. →			
<b>Vse vrste - hist.(cit.)</b> <b>All types - hist.(cyt.)</b>	<b>5027(654)</b>	<b>24</b>	<b>-</b>	<b>45</b>	<b>-</b>	<b>4 (2)</b>	<b>4</b>	<b>-</b>	<b>32 (1)</b>	<b>28 (1)</b>	<b>92 (2)</b>	<b>10 (1)</b>	<b>34</b>	<b>-</b>
Carcinoma non specified	331 (233)	-	-	-	-	(1)	-	-	1	-	-	1 (1)	-	-
Small cell carcinoma	114 (40)	-	-	-	-	-	-	-	-	-	-	-	-	-
Papillary carcinoma	1	-	-	-	-	-	-	-	-	-	-	-	-	-
Squamous carcinoma	942 (112)	23	-	45	-	-	3	-	31 (1)	25	-	85 (1)	6 (1)	34
Basal cell carcinoma	392 (19)	-	-	-	-	-	-	-	-	-	-	-	-	-
Transitional cel ca.	143	-	-	-	-	-	-	-	-	-	-	-	-	-
Adenocarcinoma	2367 (154)	1	-	-	-	2 (1)	-	-	-	1	-	1	-	-
Mucoepidermoid ca.	2	-	-	-	-	-	-	-	-	1	-	-	-	-
Sarcoma non specified	13 (2)	-	-	-	-	-	-	-	-	-	-	-	-	-
Fibrosarcoma	7	-	-	-	-	-	-	-	-	-	-	-	-	-
Malign. fibrous histiocytoma	12	-	-	-	-	-	-	-	-	-	-	-	-	-
Liposarcoma	6	-	-	-	-	-	-	-	-	-	-	-	-	-
Leiomyosarcoma	10	-	-	-	-	-	-	-	-	1	-	-	-	-
Rhabdomyosarcoma	1	-	-	-	-	-	-	-	-	-	-	-	-	-
Synovial sarcoma	- (1)	-	-	-	-	-	-	-	-	-	-	-	-	-
Malignan schwannoma	1	-	-	-	-	-	-	-	-	-	-	-	-	-
Malignant gran. cell and alveolar soft part sarcoma	-	-	-	-	-	-	-	-	-	-	-	-	-	-
Cystosarcoma phyllodes	3	-	-	-	-	-	-	-	-	-	-	-	-	-
Angiosarcoma	2	-	-	-	-	-	-	-	-	-	-	-	-	-
Osteosarcoma	7	-	-	-	-	-	-	-	-	-	-	-	-	-
Chondrosarcoma	5 (1)	-	-	-	-	-	-	-	-	-	-	-	-	-
Ewing's sarcoma	2	-	-	-	-	-	-	-	-	-	-	-	-	-
Malignant mesothelioma	9 (1)	-	-	-	-	-	-	-	-	-	-	-	-	-
Complex mixed and stromal sarcoma	13	-	-	-	-	1	-	-	-	-	-	-	-	-
Paranglioma	-	-	-	-	-	-	-	-	-	-	-	-	-	-
Malignant melanoma	147 (7)	-	-	-	-	-	1	-	-	-	(1)	-	-	-
Specialized gonadal malign.	-	-	-	-	-	-	-	-	-	-	-	-	-	-
Dysgerminoma & seminoma	27	-	-	-	-	-	-	-	-	-	-	-	-	-
Other germ cell malignoma	27	-	-	-	-	-	-	-	-	-	-	-	-	-
Trophoblastic malignoma	4	-	-	-	-	-	-	-	-	-	-	-	-	-
Brenner tumor	-	-	-	-	-	-	-	-	-	-	-	-	-	-
Malignant glioma	82 (1)	-	-	-	-	-	-	-	-	-	-	-	-	-
Malignant meningioma	1	-	-	-	-	-	-	-	-	-	-	-	-	-
Non Hodgkin lymphoma	112 (15)	-	-	-	-	1	-	-	-	-	5	-	3	-
Hodgkin lymphoma	39 (5)	-	-	-	-	-	-	-	-	-	-	-	-	-
Plasma cell tumors	40 (27)	-	-	-	-	-	-	-	-	-	-	-	-	-
Leukemia, except chronic lymphoid	67 (11)	-	-	-	-	-	-	-	-	-	-	-	-	-
Chronic lymphoid leukemia	51 (12)	-	-	-	-	-	-	-	-	-	-	-	-	-
Other lymphoreticular neoplasms	-	-	-	-	-	-	-	-	-	-	-	-	-	-
Mast cell sarcoma	-	-	-	-	-	-	-	-	-	-	-	-	-	-
Neuroepitheliomatous malignoma	4 (1)	-	-	-	-	-	-	-	-	-	-	-	-	-
Miscellaneous malignoma	14 (5)	-	-	-	-	-	-	-	-	-	-	-	1	-
Small cell malignoma	1	-	-	-	-	-	-	-	-	-	-	-	-	-
Malignoma non specified	28 (7)	-	-	-	-	-	-	-	-	-	-	-	-	-

Tabela 8. Nadaljevanje - continued

Histološka vrsta <i>Histologic type</i>	Skupaj <i>All sites</i>	Lokalizacija (šifra MKB) - Site (ICDNo.)										
		140-209	150	151	152	153	154	155	156	157	158	159 <i>cont. →</i>
<b>Vse vrste - hist.(cit.)</b> <b>All types - hist.(cyt.)</b>	<b>5027(654)</b>	<b>71 (2)</b>	<b>384(12)</b>	<b>10</b>	<b>- 311 (3)</b>	<b>330</b>	<b>-</b>	<b>29 (8)</b>	<b>73 (1)</b>	<b>75(19)</b>	<b>11 (1)</b>	<b>1 -</b>
Carcinoma non specified	331 (233)	9 -	33 (3)	1 -	18 (1)	15 -	2 -	5 -	9 (7)	- -	- -	- -
Small cell carcinoma	114 (40)	- -	- -	- -	- -	- -	- -	1 -	- -	- -	- -	- -
Papillary carcinoma	1 -	- -	- -	- -	- -	- -	- -	- -	- -	- -	- -	- -
Squamous carcinoma	942 (112)	54 (2)	- -	- -	- -	5 -	- -	2 -	- -	- -	- -	- -
Basal cell carcinoma	392 (19)	- -	- -	- -	- -	1 -	- -	- -	- -	- -	- -	- -
Transitional cel ca.	143 -	- -	- -	- -	- -	- -	- -	- -	- -	- -	- -	- -
Adenocarcinoma	2367 (154)	8 -	326 (8)	5 -	288 (2)	307 -	27 (8)	64 (1)	66(11)	1 -	1 -	- -
Mucoepidermoid ca.	2 -	- -	- -	- -	- -	- -	- -	- -	- -	- -	- -	- -
Sarcoma non specified	13 (2)	- -	- -	- -	- -	- -	- -	- -	- -	- -	3 -	- -
Fibrosarcoma	7 -	- -	- -	- -	- -	- -	- -	- -	- -	- -	- -	- -
Malign. fibrous histiocytoma	12 -	- -	- -	- -	- -	- -	- -	- -	- -	- -	2 -	- -
Liposarcoma	6 -	- -	- -	- -	- -	- -	- -	- -	- -	- -	1 -	- -
Leiomyosarcoma	10 -	- -	1 -	3 -	- -	- -	- -	- -	- -	- -	2 -	- -
Rhabdomyosarcoma	1 -	- -	- -	- -	- -	- -	- -	- -	- -	- -	- -	- -
Synovial sarcoma	- (1)	- -	- -	- -	- -	- -	- -	- -	- -	- -	- -	- -
Malignan schwannoma	1 -	- -	- -	- -	- -	- -	- -	- -	- -	- -	- -	- -
Malignant gran. cell and alveolar soft part sarcoma	- -	- -	- -	- -	- -	- -	- -	- -	- -	- -	- -	- -
Cystosarcoma phyllodes	3 -	- -	- -	- -	- -	- -	- -	- -	- -	- -	- -	- -
Angiosarcoma	2 -	- -	- -	- -	- -	- -	- -	- -	- -	- -	- -	- -
Osteosarcoma	7 -	- -	- -	- -	- -	- -	- -	- -	- -	- -	- -	- -
Chondrosarcoma	5 (1)	- -	- -	- -	- -	- -	- -	- -	- -	- -	- -	- -
Ewing's sarcoma	2 -	- -	- -	- -	- -	- -	- -	- -	- -	- -	- -	- -
Malignant mesothelioma	9 (1)	- -	- -	- -	- -	- -	- -	- -	- -	- -	1 -	- -
Complex mixed and stromal sarcoma	13 -	- -	- -	- -	- -	- -	- -	- -	- -	- -	- -	- -
Paranglioma	- -	- -	- -	- -	- -	- -	- -	- -	- -	- -	- -	- -
Malignant melanoma	147 (7)	- -	- -	- -	- -	1 -	- -	- -	- -	- -	- -	- -
Specialized gonadal malign.	- -	- -	- -	- -	- -	- -	- -	- -	- -	- -	- -	- -
Dysgerminoma & seminoma	27 -	- -	- -	- -	- -	- -	- -	- -	- -	- -	- -	- -
Other germ cell malignoma	27 -	- -	- -	- -	- -	- -	- -	- -	- -	- -	- -	- -
Trophoblastic malignoma	4 -	- -	- -	- -	- -	- -	- -	- -	- -	- -	- -	- -
Brenner tumor	- -	- -	- -	- -	- -	- -	- -	- -	- -	- -	- -	- -
Malignant glioma	82 (1)	- -	- -	- -	- -	- -	- -	- -	- -	- -	- -	- -
Malignant meningioma	1 -	- -	- -	- -	- -	- -	- -	- -	- -	- -	- -	- -
Non Hodgkin lymphoma	112 (15)	- -	20 -	1 -	3 -	- -	- -	- -	- -	- -	- -	- -
Hodgkin lymphoma	39 (5)	- -	- -	- -	- -	- -	- -	- -	- -	- -	- -	- -
Plasma cell tumors	40 (27)	- -	- -	- -	- -	- -	- -	- -	- -	- -	- -	- -
Leukemia, except chronic lymphoid	67 (11)	- -	- -	- -	- -	- -	- -	- -	- -	- -	- -	- -
Chronic lymphoid leukemia	51 (12)	- -	- -	- -	- -	- -	- -	- -	- -	- -	- -	- -
Other lymphoreticular neoplasms	- -	- -	- -	- -	- -	- -	- -	- -	- -	- -	- -	- -
Mast cell sarcoma	- -	- -	- -	- -	- -	- -	- -	- -	- -	- -	- -	- -
Neuroepitheliomatous malignoma	4 (1)	- -	- -	- -	- -	- -	- -	- -	- -	- -	- -	- -
Miscellaneous malignoma	14 (5)	- -	- -	- -	- -	- -	- -	- -	- -	- -	- -	- -
Small cell malignoma	1 -	- -	- -	- -	- -	- -	- -	- -	- -	- -	- -	- -
Malignoma non specified	28 (7)	- -	4 (1)	- -	2 -	1 -	- -	1 -	- (1)	1 (1)	- -	- -

Tabela 8. Nadaljevanje - continued

<i>Histološka vrsta</i> <i>Histologic type</i>	<i>Skupaj</i> <i>All sites</i>		<i>Lokalizacija (šifra MKB) - Site (ICD No.)</i>								
	140 - 209	160	161	162	163	170	171	172	173	174	
<b>Vse vrste - hist.(cit.)</b>	<b>5027(654)</b>	<b>19 (2)</b>	<b>110 (1)</b>	<b>526(270)</b>	<b>13 (1)</b>	<b>15 (1)</b>	<b>29 (3)</b>	<b>134 (5)</b>	<b>532(27)</b>	<b>498(92)</b>	
<b>All types - hist.(cyl.)</b>											
Carcinoma non specified	331 (233)	1 -	6 -	99 (92)	1 -	- -	- -	- -	12 (2)	25 (74)	
Small cell carcinoma	114 (40)	- -	- -	104 (40)	- -	- -	- -	- -	- -	1 -	
Papillary carcinoma	1 -	- -	1 -	- -	- -	- -	- -	- -	- -	- -	
Squamous carcinoma	942 (112)	9 (1)	99 (1)	211 (92)	- -	- -	- -	- -	118 (6)	- -	
Basal cell carcinoma	392 (19)	- -	- -	- -	- -	- -	- -	- -	389 (18)	2 (1)	
Transitional cel ca.	143 -	- -	- -	- -	- -	- -	- -	- -	- -	- -	
Adenocarcinoma	2367 (154)	3 -	1 -	110 (43)	- -	- -	- -	- -	2 (1)	462 (17)	
Mucoepidermoid ca.	2 -	- -	1 -	- -	- -	- -	- -	- -	- -	- -	
Sarcoma non specified	13 (2)	1 -	- -	- -	- -	- -	8 (2)	- -	- -	- -	
Fibrosarcoma	7 -	- -	- -	- -	- -	- -	- -	- -	6 -	1 -	
Malign. fibrous histiocytoma	12 -	- -	- -	- -	- -	- -	10 -	- -	- -	- -	
Liposarcoma	6 -	- -	- -	- -	- -	- -	3 -	- -	- -	1 -	
Leiomyosarcoma	10 -	- -	- -	- -	- -	- -	3 -	- -	- -	- -	
Rhabdomyosarcoma	1 -	- -	- -	- -	- -	- -	1 -	- -	- -	- -	
Synovial sarcoma	- (1)	- -	- -	- -	- -	- -	- (1)	- -	- -	- -	
Malignan schwannoma	1 -	- -	- -	- -	- -	- -	- -	- -	- -	- -	
Malignant gran. cell and alveolar soft part sarcoma	- -	- -	- -	- -	- -	- -	- -	- -	- -	- -	
Cystosarcoma phyllodes	3 -	- -	- -	- -	- -	- -	- -	- -	- -	3 -	
Angiosarcoma	2 -	- -	- -	- -	- -	- -	- -	- -	- -	- -	
Osteosarcoma	7 -	- -	- -	- -	- -	7 -	- -	- -	- -	- -	
Chondrosarcoma	5 (1)	- -	- -	- -	- -	5 (1)	- -	- -	- -	- -	
Ewing's sarcoma	2 -	- -	- -	- -	- -	2 -	- -	- -	- -	- -	
Malignant mesothelioma	9 (1)	- -	- -	- -	8 (1)	- -	- -	- -	- -	- -	
Complex mixed and stromal sarcoma	13 -	- -	- -	- -	- -	- -	1 -	- -	- -	- -	
Paranglioma	- -	- -	- -	- -	- -	- -	- -	- -	- -	- -	
Malignant melanoma	147 (7)	1 (1)	- -	- -	- -	- -	- -	134 (5)	- -	- -	
specialized gonadal malign.	- -	- -	- -	- -	- -	- -	- -	- -	- -	- -	
Dysgerminoma & seminoma	27 -	- -	- -	- -	2 -	- -	- -	- -	- -	- -	
Other germ cell malignoma	27 -	- -	- -	- -	- -	- -	- -	- -	- -	- -	
Trophoblastic malignoma	4 -	- -	- -	- -	- -	- -	- -	- -	- -	- -	
Brenner tumor	- -	- -	- -	- -	- -	- -	- -	- -	- -	- -	
Malignant glioma	82 (1)	- -	- -	- -	- -	- -	- -	- -	- -	- -	
Malignant meningioma	1 -	- -	- -	- -	- -	- -	- -	- -	- -	- -	
Non Hodgkin lymphoma	112 (15)	4 -	- -	1 -	- -	1 -	1 -	- -	4 -	3 -	
Hodgkin lymphoma	39 (5)	- -	- -	- -	- -	- -	- -	- -	- -	- -	
Plasma cell tumors	40 (27)	- -	- -	- -	- -	- -	- -	- -	- -	- -	
Leukemia, except chronic lymphoid	67 (11)	- -	- -	- -	- -	- -	- -	- -	- -	- -	
Chronic lymphoid leukemia	51 (12)	- -	- -	- -	- -	- -	- -	- -	- -	- -	
Other lymphoreticular neoplasms	- -	- -	- -	- -	- -	- -	- -	- -	- -	- -	
Mast cell sarcoma	- -	- -	- -	- -	- -	- -	- -	- -	- -	- -	
Neuroepitheliomatous malignoma	4 (1)	- -	- -	- -	- -	- -	- -	- -	- -	- -	
Miscellaneous malignoma	14 (5)	- -	- -	- -	- -	- -	1 -	- -	- -	- -	
Small cell malignoma	1 -	- -	- -	- -	- -	- -	1 -	- -	- -	- -	
Malignoma non specified	28 (7)	- -	2 -	1 (3)	2 -	- -	- -	- -	1 -	- -	

Tabela 8. Nadaljevanje - continued

Histološka vrsta Histologic type	Skupaj All sites		Lokalizacija (šifra MKB) - Site (ICD No.)															
	140 - 209	180	181	182	183	184	185	186	187	188	189							
<b>Vse vrste - hist.(cit.)</b> <b>All types - hist.(cyt.)</b>	<b>5027(654)</b>	<b>173</b>	<b>-</b>	<b>1</b>	<b>-</b>	<b>189</b>	<b>-</b>	<b>154(9)</b>	<b>41(2)</b>	<b>183(11)</b>	<b>52</b>	<b>-</b>	<b>8</b>	<b>-</b>	<b>142</b>	<b>-</b>	<b>124(6)</b>	
Carcinoma non specified	331 (233)	12	-	-	-	3	-	7 (3)	2	-	35 (3)	-	-	-	-	7	-	5 (1)
Small cell carcinoma	114 (40)	1	-	-	-	-	-	1	-	-	1	-	-	-	-	-	-	-
Papillary carcinoma	1	-	-	-	-	-	-	-	-	-	-	-	-	-	-	-	-	-
Squamous carcinoma	942 (112)	135	-	-	-	-	-	1	-	35 (1)	-	-	-	-	8	-	2	-
Basal cell carcinoma	392 (19)	-	-	-	-	-	-	-	-	-	-	-	-	-	-	-	-	-
Transitional cel ca.	143	-	-	-	-	-	-	-	-	1	-	-	-	-	-	131	-	11
Adenocarcinoma	2367 (154)	24	-	-	-	177	-	136 (6)	1 (1)	146 (8)	-	-	-	-	-	2	-	102 (5)
Mucoepidermoid ca.	2	-	-	-	-	-	-	-	-	-	-	-	-	-	-	-	-	-
Sarcoma non specified	13 (2)	-	-	-	-	1	-	-	-	-	-	-	-	-	-	-	-	-
Fibrosarcoma	7	-	-	-	-	-	-	-	-	-	-	-	-	-	-	-	-	-
Malign. fibrous histiocytoma	12	-	-	-	-	-	-	-	-	-	-	-	-	-	-	-	-	-
Liposarcoma	6	-	-	-	-	-	-	1	-	-	-	-	-	-	-	-	-	-
Leiomyosarcoma	10	-	-	-	-	-	-	-	-	-	-	-	-	-	-	-	-	-
Rhabdomyosarcoma	1	-	-	-	-	-	-	-	-	-	-	-	-	-	-	-	-	-
Synovial sarcoma	-	(1)	-	-	-	-	-	-	-	-	-	-	-	-	-	-	-	-
Malignant schwannoma	1	-	-	-	-	-	-	-	-	-	-	-	-	-	-	-	-	-
Malignant gran. cell and alveolar soft part sarcoma	-	-	-	-	-	-	-	-	-	-	-	-	-	-	-	-	-	-
Cystosarcoma phyllodes	3	-	-	-	-	-	-	-	-	-	-	-	-	-	-	-	-	-
Angiosarcoma	2	-	-	-	-	-	-	-	-	-	-	-	-	-	-	-	-	-
Osteosarcoma	7	-	-	-	-	-	-	-	-	-	-	-	-	-	-	-	-	-
Chondrosarcoma	5 (1)	-	-	-	-	-	-	-	-	-	-	-	-	-	-	-	-	-
Ewing's sarcoma	2	-	-	-	-	-	-	-	-	-	-	-	-	-	-	-	-	-
Malignant mesothelioma	9 (1)	-	-	-	-	-	-	-	-	-	-	-	-	-	-	-	-	-
Complex mixed and stromal sarcoma	13	-	-	-	-	6	-	3	-	-	-	-	-	-	-	-	-	2
Paraganglioma	-	-	-	-	-	-	-	-	-	-	-	-	-	-	-	-	-	-
Malignant melanoma	147 (7)	-	-	-	-	-	-	-	3	-	-	-	-	-	-	-	-	1
Specialized gonadal malign.	-	-	-	-	-	-	-	-	-	-	-	-	-	-	-	-	-	-
Dysgerminoma & seminoma	27	-	-	-	-	-	-	3	-	-	-	22	-	-	-	-	-	-
Other germ cell malignoma	27	-	-	-	-	-	-	2	-	-	-	25	-	-	-	-	-	-
Trophoblastic malignoma	4	-	-	-	1	-	-	-	-	-	-	3	-	-	-	-	-	-
Brenner tumor	-	-	-	-	-	-	-	-	-	-	-	-	-	-	-	-	-	-
Malignant glioma	82 (1)	-	-	-	-	-	-	-	-	-	-	-	-	-	-	-	-	-
Malignant meningioma	1	-	-	-	-	-	-	-	-	-	-	-	-	-	-	-	-	-
Non Hodgkin lymphoma	112 (15)	-	-	-	-	-	-	-	-	-	-	2	-	-	-	-	-	-
Hodgkin lymphoma	39 (5)	-	-	-	-	-	-	-	-	-	-	-	-	-	-	-	-	-
Plasma cell tumors	40 (27)	-	-	-	-	-	-	-	-	-	-	-	-	-	-	-	-	-
Leukemia, except chronic lymphoid	67 (11)	-	-	-	-	-	-	-	-	-	-	-	-	-	-	-	-	-
Chronic lymphoid leukemia	51 (12)	-	-	-	-	-	-	-	-	-	-	-	-	-	-	-	-	-
Other lymphoreticular neoplasms	-	-	-	-	-	-	-	-	-	-	-	-	-	-	-	-	-	-
Mast cell sarcoma	-	-	-	-	-	-	-	-	-	-	-	-	-	-	-	-	-	-
Neuroepitheliomatous malignoma	4 (1)	-	-	-	-	-	-	-	-	-	-	-	-	-	-	-	-	-
Miscellaneous malignoma	14 (5)	-	-	-	-	-	-	-	-	-	-	-	-	-	-	-	-	-
Small cell malignoma	1	-	-	-	-	-	-	-	-	-	-	-	-	-	-	-	-	-
Malignoma non specified	28 (7)	1	-	-	-	2	-	-	-	-	-	-	-	-	-	-	-	1

Tabela 8. Nadaljevanje - continued

Histološka vrsta Histologic type	Skupaj All sites	Lokalizacija (šifra MKB) - Site (ICD No.)										
		140 - 209	190	191	192	193	194	195	196	197	198	199
<b>Vse vrste - hist.(cit.)</b>	<b>5027(654)</b>	<b>7</b>	<b>-</b>	<b>83(1)</b>	<b>8(1)</b>	<b>51(11)</b>	<b>3(1)</b>	<b>13(4)</b>	<b>19(13)</b>	<b>31(36)</b>	<b>11(4)</b>	<b>22(25)</b>
<b>All types - hist.(cyt.)</b>												
Carcinoma non specified	331 (233)	-	-	-	-	4 (7)	1 (1)	1 (1)	4 (8)	4(13)	4 (3)	4(12)
Small cell carcinoma	114 (40)	-	-	-	-	-	-	-	1	2	1	1
Papillary carcinoma	1	-	-	-	-	-	-	-	-	-	-	-
Squamous carcinoma	942 (112)	-	-	-	-	-	-	-	7 (3)	1 (1)	- (1)	1 (1)
Basal cell carcinoma	392 (19)	-	-	-	-	-	-	-	-	-	-	-
Transitional cel ca.	143	-	-	-	-	-	-	-	-	-	-	-
Adenocarcinoma	2367 (154)	-	-	-	-	45 (4)	1	10 (3)	5 (2)	22(22)	5	15(11)
Mucoepidermoid ca.	2	-	-	-	-	-	-	-	-	-	-	-
Sarcoma non specified	13 (2)	-	-	-	-	-	-	-	-	-	-	-
Fibrosarcoma	7	-	-	-	-	-	-	-	-	-	-	-
Malign. fibrous histiocytoma	12	-	-	-	-	-	-	-	-	-	-	-
Liposarcoma	6	-	-	-	-	-	-	-	-	-	-	-
Leiomyosarcoma	10	-	-	-	-	-	-	-	-	-	-	-
Rhabdomyosarcoma	1	-	-	-	-	-	-	-	-	-	-	-
Synovial sarcoma	- (1)	-	-	-	-	-	-	-	-	-	-	-
Malignan schwannoma	1	-	-	-	1	-	-	-	-	-	-	-
Malignant gran. cell and alveolar soft part sarcoma	-	-	-	-	-	-	-	-	-	-	-	-
Cystosarcoma phyllodes	3	-	-	-	-	-	-	-	-	-	-	-
Angiosarcoma	2	-	-	-	-	1	-	1	-	-	-	-
Osteosarcoma	7	-	-	-	-	-	-	-	-	-	-	-
Chondrosarcoma	5 (1)	-	-	-	-	-	-	-	-	-	-	-
Ewing's sarcoma	2	-	-	-	-	-	-	-	-	-	-	-
Malignant mesothelioma	9 (1)	-	-	-	-	-	-	-	-	-	-	-
Complex mixed and stromal sarcoma	13	-	-	-	-	-	-	-	-	-	-	-
Parangioma	-	-	-	-	-	-	-	-	-	-	-	-
Malignant melanoma	147 (7)	6	-	-	-	-	-	-	-	-	-	-
Specialized gonadal malign.	-	-	-	-	-	-	-	-	-	-	-	-
Dysgerminoma & seminoma	27	-	-	-	-	-	-	-	-	-	-	-
Other germ cell malignoma	27	-	-	-	-	-	-	-	-	-	-	-
Trophoblastic malignoma	4	-	-	-	-	-	-	-	-	-	-	-
Brenner tumor	-	-	-	-	-	-	-	-	-	-	-	-
Malignant glioma	82 (1)	-	-	79 (1)	3	-	-	-	-	-	-	-
Malignant meningioma	1	-	-	-	1	-	-	-	-	-	-	-
Non Hodgkin lymphoma	112 (15)	-	-	3	-	1	-	-	-	-	-	-
Hodgkin lymphoma	39 (5)	-	-	-	-	-	-	-	-	-	-	-
Plasma cell tumors	40 (27)	-	-	-	-	-	-	-	-	-	-	-
Leukemia, except chronic lymphoid	67 (11)	-	-	-	-	-	-	-	-	-	-	-
Chronic lymphoid leukemia	51 (12)	-	-	-	-	-	-	-	-	-	-	-
Other lymphoreticular neoplasms	-	-	-	-	-	-	-	-	-	-	-	-
Mast cell sarcoma	-	-	-	-	-	-	-	-	-	-	-	-
Neuroepitheliomatous malignoma	4 (1)	1	-	-	3 (1)	-	-	-	-	-	-	-
Miscellaneous malignoma	14 (5)	-	-	-	-	-	-	-	-	-	-	-
Small cell malignoma	1	-	-	-	-	-	-	-	-	-	-	-
Malignoma non specified	28 (7)	-	-	1	-	-	1	1	2	2	1	1 (1)



Tabela 8. Nadaljevanje - continued

<i>Histološka vrsta</i>	<i>Skupaj</i>	<i>Lokalizacija (šifra MKB) - Site (ICD No.)</i>									
<i>Histologic type</i>	<i>140 - 209</i>	<i>200</i>	<i>201</i>	<i>203</i>	<i>204</i>	<i>205</i>	<i>206</i>	<i>207</i>	<i>208</i>	<i>209</i>	
	<i>All sites</i>	<i>202</i>									
<b>Vse vrste - hist.(cit.)</b>	<b>5027(654)</b>	<b>59(15)</b>	<b>39 (5)</b>	<b>40(27)</b>	<b>61(15)</b>	<b>52 (7)</b>	<b>1</b>	<b>4</b>	<b>1</b>	<b>9 (3)</b>	<b>3 (2)</b>
<b>All types - hist.(cyt.)</b>											
Carcinoma non specified	331 (233)	-	-	-	-	-	-	-	-	-	-
Small cell carcinoma	114 (40)	-	-	-	-	-	-	-	-	-	-
Papillary carcinoma	1	-	-	-	-	-	-	-	-	-	-
Squamous carcinoma	942 (112)	-	-	-	-	-	-	-	-	-	-
Basal cell carcinoma	392 (19)	-	-	-	-	-	-	-	-	-	-
Transitional cel ca.	143	-	-	-	-	-	-	-	-	-	-
Adenocarcinoma	2367 (154)	-	-	-	-	-	-	-	-	-	-
Mucoepidermoid ca.	2	-	-	-	-	-	-	-	-	-	-
Sarcoma non specified	13 (2)	-	-	-	-	-	-	-	-	-	-
Fibrosarcoma	7	-	-	-	-	-	-	-	-	-	-
Malign. fibrous histiocytoma	12	-	-	-	-	-	-	-	-	-	-
Liposarcoma	6	-	-	-	-	-	-	-	-	-	-
Leiomyosarcoma	10	-	-	-	-	-	-	-	-	-	-
Rhabdomyosarcoma	1	-	-	-	-	-	-	-	-	-	-
Synovial sarcoma	- (1)	-	-	-	-	-	-	-	-	-	-
Malignan schwannoma	1	-	-	-	-	-	-	-	-	-	-
Malignant gran. cell and alveolar soft part sarcoma	-	-	-	-	-	-	-	-	-	-	-
Cystosarcoma phyllodes	3	-	-	-	-	-	-	-	-	-	-
Angiosarcoma	2	-	-	-	-	-	-	-	-	-	-
Osteosarcoma	7	-	-	-	-	-	-	-	-	-	-
Chondrosarcoma	5 (1)	-	-	-	-	-	-	-	-	-	-
Ewing's sarcoma	2	-	-	-	-	-	-	-	-	-	-
Malignant mesothelioma	9 (1)	-	-	-	-	-	-	-	-	-	-
Complex mixed and stromal sarcoma	13	-	-	-	-	-	-	-	-	-	-
Paraganglioma	-	-	-	-	-	-	-	-	-	-	-
Malignant melanoma	147 (7)	-	-	-	-	-	-	-	-	-	-
Specialized gonadal malign.	-	-	-	-	-	-	-	-	-	-	-
Dysgerminoma & seminoma	27	-	-	-	-	-	-	-	-	-	-
Other germ cell malignoma	27	-	-	-	-	-	-	-	-	-	-
Trophoblastic malignoma	4	-	-	-	-	-	-	-	-	-	-
Brenner tumor	-	-	-	-	-	-	-	-	-	-	-
Malignant glioma	82 (1)	-	-	-	-	-	-	-	-	-	-
Malignant meningioma	1	-	-	-	-	-	-	-	-	-	-
Non Hodgkin lymphoma	112 (15)	59 (15)	-	-	-	-	-	-	-	-	-
Hodgkin lymphoma	39 (5)	-	39 (5)	-	-	-	-	-	-	-	-
Plasma cell tumors	40 (27)	-	-	40 (27)	-	-	-	-	-	-	-
Leukemia, except chronic lymphoid	67 (11)	-	-	-	10 (3)	52 (7)	1	4 (1)	-	-	-
Chronic lymphoid leukemia	51 (12)	-	-	-	51 (12)	-	-	-	-	-	-
Other lymphoreticular neoplasms	-	-	-	-	-	-	-	-	-	-	-
Mast cell sarcoma	-	-	-	-	-	-	-	-	-	-	-
Neuroepitheliomatous malignoma	4 (1)	-	-	-	-	-	-	-	-	-	-
Miscellaneous malignoma	14 (5)	-	-	-	-	-	-	-	9 (3)	3 (2)	-
Small cell malignoma	1	-	-	-	-	-	-	-	-	-	-
Malignoma non specified	28 (7)	-	-	-	-	-	-	-	-	-	-

**Tabela 9. Število primerov ne-Hodgkinovih limfomov\* po lokalizaciji, spolu in starosti - Slovenija 1991**

**Table 9. Total number of non-Hodgkin's malignant lymphomas\* by site, sex, and age - Slovenia 1991**

Šifra MKB ICD No.	Lokalizacija Site	Spol Sex	Vse starosti All ages	Starost Age																	
				0-	5-	10-	15-	20-	25-	30-	35-	40-	45-	50-	55-	60-	65-	70-	75-	80+	?
	<b>Vse lokalizacije All sites</b>	<b>Skupaj Total</b>	127	2	-	1	-	2	3	2	8	11	4	6	12	19	16	14	13	14	-
		<b>Moški Male</b>	65	2	-	1	-	1	1	2	5	7	1	4	7	13	2	6	8	5	-
		<b>Ženske Female</b>	62	-	-	-	-	1	2	-	3	4	3	2	5	6	14	8	5	9	-
**	Glava in vrat Head and neck	M	9	-	-	1	-	-	-	-	-	-	-	-	2	2	-	1	2	1	-
		Ž	4	-	-	-	-	-	-	-	-	1	1	-	-	1	-	-	-	1	-
151	Želodec Stomach	M	7	-	-	-	-	-	-	1	2	-	-	-	-	3	-	-	-	1	-
		Ž	13	-	-	-	-	-	-	-	-	-	-	1	-	1	4	1	2	4	-
152	Tanko črevo Small intestine	M	-	-	-	-	-	-	-	-	-	-	-	-	-	-	-	-	-	-	-
		Ž	1	-	-	-	-	-	-	-	-	-	1	-	-	-	-	-	-	-	-
153	Debelo črevo Colon	M	1	-	-	-	-	-	-	-	-	-	-	-	1	-	-	-	-	-	-
		Ž	2	-	-	-	-	-	-	-	-	-	-	-	-	-	2	-	-	-	-
162	Sapnik, sapnica, pljuča Trachea, bronchus, lung	M	1	-	-	-	-	-	-	-	1	-	-	-	-	-	-	-	-	-	-
		Ž	-	-	-	-	-	-	-	-	-	-	-	-	-	-	-	-	-	-	-
170	Kosti Bone	M	-	-	-	-	-	-	-	-	-	-	-	-	-	-	-	-	-	-	-
		Ž	1	-	-	-	-	-	-	-	-	-	-	-	-	-	-	-	-	1	-
171	Mehka tkiva Soft tissue	M	1	-	-	-	-	-	-	-	1	-	-	-	-	-	-	-	-	-	-
		Ž	-	-	-	-	-	-	-	-	-	-	-	-	-	-	-	-	-	-	-
173	Koža, drugi malignomi Skin, other malignancies	M	4	-	-	-	-	-	-	-	-	-	-	-	1	3	-	-	-	-	-
		Ž	-	-	-	-	-	-	-	-	-	-	-	-	-	-	-	-	-	-	-
174	Dojka Breast	M	-	-	-	-	-	-	-	-	-	-	-	-	-	-	-	-	-	-	-
		Ž	3	-	-	-	-	-	-	-	-	-	-	-	1	-	2	-	-	-	-
186	Modo Testis	M	2	-	-	-	-	-	-	-	-	-	-	-	-	-	-	1	1	-	-
191	Možgani Brain	M	2	-	-	-	-	-	-	-	1	-	-	-	-	-	-	1	-	-	-
		Ž	1	-	-	-	-	-	-	-	1	-	-	-	-	-	-	-	-	-	-
193	Ščitnica Thyroid	M	-	-	-	-	-	-	-	-	-	-	-	-	-	-	-	-	-	-	-
		Ž	1	-	-	-	-	-	-	-	-	-	-	-	-	-	1	-	-	-	-
202	Bezgavke Lymph nodes	M	38	2	-	-	1	1	1	3	4	1	4	3	5	2	3	5	3	-	-
		Ž	36	-	-	-	1	2	-	3	2	1	1	4	4	5	7	3	3	-	-

\* Vključeni so vsi citološko in/ali histološko potrjeni primeri  
All cases included have been cytologically or histologically verified

\*\* Šifre MKB/ ICD Nos.: 142, 146, 147, 160

**Tabela 10. Število novih primerov raka po bolnišnicah ugotovitve diagnoze ter število in odstotek primerov, napotenih na Onkološki inštitut (OI) - Slovenija 1991**

**Table 10. Number of new cancer cases diagnosed by reporting hospitals, and number and percentage of cases referred to the Institute of Oncology (IO), Ljubljana - Slovenia 1991**

<i>Bolnišnice</i>	<i>Število novih primerov</i>	<i>Napotenih na OI</i>	
<i>Hospitals</i>	<i>Number of new cases</i>	<i>Število</i>	<i>Odstotek*</i>
		<i>Referred to the IO</i>	<i>Number</i>
			<i>Per cent*</i>
<b>Skupaj</b>	<b>6 236</b>	<b>3 096</b>	<b>50</b>
<b>Total</b>			
<b>Onkološki inštitut, Ljubljana</b>	<b>643</b>	<b>643</b>	<b>100</b>
<b>Institute of Oncology, Ljubljana</b>			
<b>Klinične bolnišnice, Ljubljana</b>	<b>2 204</b>	<b>1 121</b>	<b>51</b>
<b>University hospitals, Ljubljana</b>			
Dermatološka klinika	117	5	4
Gastroenterološka interna klinika	210	70	33
Ginekološka klinika	170	118	69
Infekcijska klinika	25	7	28
Inštitut za gerontologijo	30	8	27
Inštitut za pljučne bolezni in tbc, Golnik	452	256	57
Interna klinika	180	49	27
Kirurška gastroenterološka klinika	333	153	46
Klinična bolnišnica za pediatrijo	16	13	81
Klinična bolnišnica za psihiatrijo	3	1	
Klinika za maksilofacialno kirurgijo	41	37	90
Klinika za nevrokirurgijo	48	35	73
Klinika za plastično kirurgijo in opeklino	34	26	76
Klinika za torakalno kirurgijo	53	35	66
Nevrološka klinika	52	34	65
Očesna klinika	16	8	50
Ortopedska klinika	12	12	
Otorinolaringološka klinika	182	162	89
Travmatološka klinika	10	7	
Urološka klinika	222	85	38
<b>Splošne in specialne bolnišnice</b>	<b>3 339</b>	<b>1 309</b>	<b>39</b>
<b>General and special hospitals</b>			
Splošna bolnišnica Brežice	61	35	57
Splošna bolnišnica Celje**	569	239	42

cont. ↓

Tabela 10. Nadaljevanje - continued

<i>Bolnišnice</i>	<i>Število novih primerov</i>	<i>Napoteni na OI</i>	
<i>Hospitals</i>	<i>Number of new cases</i>	<i>Število</i>	<i>Odstotek*</i>
		<i>Referred to the IO</i>	<i>Number</i>
			<i>Per cent*</i>
Splošna bolnišnica Jesenice	132	63	48
Splošna bolnišnica Koper	148	77	52
Splošna bolnišnica Maribor	987	339	34
Splošna bolnišnica Murska Sobota	322	95	30
Splošna bolnišnica Nova Gorica	257	105	41
Splošna bolnišnica Novo mesto	342	131	38
Splošna bolnišnica Ptuj	102	35	34
Splošna bolnišnica Slovenj Gradec	210	64	30
Splošna bolnišnica Trbovlje	54	36	67
Bolnišnica za ginekologijo in porodništvo Kranj	37	22	59
Bolnišnica za ženske bolezni in porodništvo Postojna	17	11	65
Bolnica Ivana Regenta Sežana	64	31	48
Ortopedska bolnica Valdoltra	4	4	
Psihiatrična bolnišnica Begunje	-	-	
Psihiatrična bolnišnica Idrija	-	-	
Vojna bolnica Ljubljana	33	22	67
<b>Drugi zdravstveni zavodi</b>			
<b>Other health institutions</b>	50	23	46

\* Odstotki niso računani pri številih pod 15  
 Percentages are not calculated for less than 15 cases

\*\* Vključno bolnišnica Topolšica  
 Including hospital Topolšica

**Tabela 11. Število in odstotek novih primerov raka, ugotovljenih v bolnišnicah, po stadiju, lokalizaciji in spolu - Slovenija 1991**

**Table 11. Number and percentage of new cancer cases reported by hospitals by stage, site and sex - Slovenia 1991**

Šifra MKB	Lokalizacija	Spol	Število primerov	Lokaliziran		S t a d i j				Neznan	
				Število	Odstotek*	Regionarna razširitev		Oddaljena razširitev		Število	Odstotek*
ICD No.	Site	Sex	Number of cases	Localized Number	Per cent*	Regional		Remote		Unknown	
						Number	Per cent*	Number	Per cent*	Number	Per cent*
140	Vse lokalizacije	Skupaj	6236	2448	39	1721	28	1683	27	384	6
209	All sites	Total									
		Moški	3187	1178	37	897	28	885	28	227	7
		Male									
		Ženske	3049	1270	42	824	27	798	26	157	5
		Female									
140	Ustnica	M	21	20	95	1	5	-	-	-	-
	Lip	Ž	4	4		-		-	-	-	-
141	Jezik	M	42	10	24	21	50	10	24	1	2
	Tongue	Ž	4	2		2		-	-	-	-
142	Slinavke	M	3	3		-		-	-	-	-
	Salivary glands	Ž	3	3		-		-	-	-	-
143	Dlesni	M	4	1		1		-	-	2	
	Gum	Ž	-	-		-		-	-	-	-
144	Ustno dno	M	33	9	27	15	45	9	27	-	-
	Floor of mouth	Ž	-	-		-		-	-	-	-
145	Usta, drugo	M	20	5	25	12	60	3	15	-	-
	Mouth, other parts	Ž	9	3		3		3		-	-
146	Orofarinks	M	84	11	13	43	51	29	35	1	1
	Oropharynx	Ž	10	2		4		4		-	-
147	Epifarinks	M	10	-		5		5		-	-
	Epipharynx	Ž	1	-		1		-		-	-
148	Hipofarinks	M	32	2	6	25	78	5	16	-	-
	Hypopharynx	Ž	2	-		2		-		-	-
149	Žrelo, neoznačeno	M	1	-		-		-		1	
	Pharynx, not specified	Ž	1	-		-		-		1	
150	Požiralnik	M	73	23	32	29	40	8	11	13	18
	Esophagus	Ž	15	3	20	6	40	3	20	3	20
151	Želodec	M	262	63	24	81	31	86	33	32	12
	Stomach	Ž	197	46	23	65	33	69	35	17	9
152	Tanko črevo	M	1	-		-		1		-	-
	Small intestine	Ž	9	2		4		2		1	

cont. ↓

Tabela 11. Nadaljevanje - continued

Šifra MKB	Lokalizacija	Spol	Število primerov	Lokaliziran		S t a d i j				Neznan	
				Število	Odstotek*	Regionarna razširitev	Oddaljena razširitev	Število	Odstotek*	Število	Odstotek*
ICD No.	Site	Sex	Number of cases	Localized		S t a g e				Unknown	
				Number	Per cent*	Regional	Remote	Number	Per cent*	Number	Per cent*
153	Debelo črevo Colon	M	184	38	21	82	45	45	24	19	10
		Ž	165	30	18	79	48	42	25	14	8
154	Rektum Rectum, anus	M	199	28	14	105	53	47	24	19	10
		Ž	167	31	19	78	47	44	26	14	8
155	Jetra Liver	M	30	22	73	4	13	3	10	1	3
		Ž	11	2		4		1		4	
156	Žolčnik, žolčni vodi Gall bladder, bile ducts	M	28	12	43	11	39	5	18	-	-
		Ž	71	12	17	19	27	27	38	13	18
157	Trebušna slinavka Pancreas	M	87	19	22	18	21	37	43	13	15
		Ž	89	20	22	23	26	35	39	11	12
158	Retro-, peritonej Retro-, peritoneum	M	7	-		3		2		2	
		Ž	6	1		3		2		-	
159	Prebavila, drugo Digestive organs, other	M	2	-		-		2		-	
		Ž	-	-		-		-		-	
160	Nos, obnosne votl., drugo Nose, sinuses, etc.	M	13	-		8		5		-	
		Ž	8	2		5		1		-	
161	Grlo Larynx	M	105	47	45	47	45	7	7	4	4
		Ž	9	3		6		-		-	
162	Sapnik, sapnica, pljuča Trachea, bronchus, lung	M	719	220	31	257	36	213	30	29	4
		Ž	146	29	20	41	28	63	43	13	9
163	Pleura, mediastin., drugo Pleura, mediastinum, etc.	M	13	6		4		2		1	
		Ž	2	-		1		1		-	
170	Kosti Bone	M	6	-		3		3		-	
		Ž	10	5		4		1		-	
171	Mehka tkiva Soft tissues	M	19	7	37	7	37	5	26	-	-
		Ž	14	9		3		1		1	
172	Koža, maligni melanom Skin, malignant melanoma	M	49	34	69	7	14	5	10	3	6
		Ž	91	66	73	15	16	7	8	3	3
173	Koža, drugi malignomi Skin, other malignancies	M	266	258	97	7	3	-	-	1	-
		Ž	303	298	98	5	2	-	-	-	-
174	Dojka Breast	M	6	2		4		-		-	
		Ž	609	248	41	291	48	58	10	12	2
180	Maternica, vrat Uterus, cervix	Ž	176	84	48	45	26	45	26	2	1
181	Horioepiteliom Chorioepithelioma	Ž	1	1		-		-		-	

cont. ↓

Tabela 11. Nadaljevanje - continued

Šifra MKB	Lokalizacija	Spol	Število primerov	Lokaliziran		S t a d i j				Neznan	
				Število	Odstotek*	Regionarna razširitev	Oddaljena razširitev	Število	Odstotek*	Število	Odstotek*
ICD No.	Site	Sex	Number of cases	Localized		S t a g e				Unknown	
				Number	Per cent*	Regional	Remote	Number	Per cent*	Number	Per cent*
182	Maternica, telo, drugo Uterus, corpus, etc.	Ž	193	153	79	17	9	19	10	4	2
183	Jajčnik, jajcevod, drugo Ovary, Fallopian tube, etc.	Ž	168	42	25	27	16	94	56	5	3
184	Nožnica, vulva, drugo Vagina, vulva, etc.	Ž	45	21	47	20	44	2	4	2	4
185	Prostata Prostate	M	219	116	53	25	11	46	21	32	15
186	Modo Testis	M	52	27	52	19	37	6	12	-	-
187	Penis, obmodek, drugo Penis, epididymis, etc.	M	9	5		3		-		1	
188	Mehur Bladder	M	110	68	62	26	24	9	8	7	6
		Ž	41	26	63	12	29	1	2	2	5
189	Ledvica, sečevod, drugo Kidney, ureter, etc.	M	78	43	55	7	9	17	22	11	14
		Ž	62	39	63	9	15	8	13	6	10
190	Oko Eye	M	7	6		-		-		1	
		Ž	3	3		-		-		-	
191	Možgani Brain	M	51	51	100	-	-	-	-	-	-
		Ž	45	45	100	-	-	-	-	-	-
192	Živčevje, drugo Nervous system, other	M	5	4		1		-		-	
		Ž	4	2		1		1		-	
193	Ščitnica Thyroid	M	19	6	32	6	32	6	32	1	5
		Ž	44	27	61	10	23	5	11	2	5
194	Endokrine žleze, druge Endocrine glands, other	M	1	1		-		-		-	
		Ž	3	1		-		2		-	
195	Slabo opredeljena lokaliz. Ill-defined site	M	8	-		-		3		5	
		Ž	21	-		1	5	10	48	10	48
196	Metastaze v bezgavkah Lymph node metastases	M	24	-		-		3	13	21	88
		Ž	9	-		-		-		9	
197	Met. v dihalih, prebavilih Respiratory, digestive tract met.	M	58	-		-		58	100	-	
		Ž	54	-		-		53	98	1	2
198	Metastaze, drugje Metastases, other	M	26	-		-		26	100	-	
		Ž	12	-		-		12		-	
199	Malignomi, neopredeljeni Malignancies, unspecified	M	34	-		-		34	100	-	
		Ž	34	-		-		34	100	-	

cont. ↓


Tabela 11. Nadaljevanje - continued

Šifra MKB	Lokalizacija	Spol	Število primerov	S t a d i j (A n n - A r b o r)							
				I		II		III + IV		Neznan	
				Število	Odstotek*	Število	Odstotek*	Število	Odstotek*	Število	Odstotek*
ICD No.	Site	Sex	Number of cases	S t a g e (A n n - A r b o r)							
				I		II		III + IV		Unknown	
				Number	Per cent*	Number	Per cent*	Number	Per cent*	Number	Per cent*
200	Ne-Hodgkinovi limfomi	M	38	6	16	4	11	23	61	5	13
202	Non-Hodgkin's limfomas	Ž	36	2	6	10	28	17	47	7	19
201	Hodgkinov limfom	M	24	5	21	6	25	12	50	1	4
	Hodgkin's disease	Ž	20	3	15	8	40	9	45	-	-

\* Odstotki niso računani pri številih pod 15

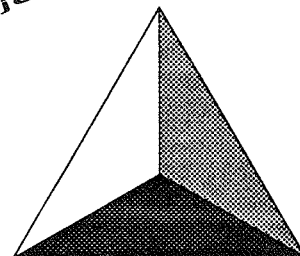
\* Percentages are not calculated for less than 15 cases





**Silicon Graphics**  
**Computer Systems**

pooblaščen predstavniki za Slovenijo in Hrvaško



**A S T E R**

*učinkovite računalniške rešitve*

Nade Ovčakove 1, Ljubljana, tel (061) 168-3511, fax (061) 168-3165

Register raka za Slovenijo vodimo na opremi Silicon Graphics.

**INCIDENCA RAKA V SLOVENIJI 1991**

**CANCER INCIDENCE IN SLOVENIA 1991**

Po mnenju Ministrstva za kulturo Republike Slovenije, št. 415-392/94 z dne 10. maj 1994,  
šteje publikacija med proizvode, za katere se plačuje 5-odstotni davek od prometa proizvodov.

